SECTION	CLASS	DESCRIPTION	SHEET Nº
LOCOMOTIVES	G GA	4-6-0 LOCOMOTIVE	1
	KA	2-8-0 LOCOMOTIVE	2
	K	2-8-0 LOCOMOTIVE	3
	C	4-6-0 LOCOMOTIVE	4
	CN	4-6-0 LOCOMOTIVE	5
	CA	4-6-0 LOCOMOTIVE	6
	L	2-8-2 LOCOMOTIVE	7
			8
	DR	0-4-0 DIESEL SHUNTER	9
	DE	DIESEL ELECTRIC SHUNTING LOCOMOTIVE	10
	MDH	DIESEL HYDRAULIC SHUNTING LOCOMOTIVE	10a
	GM	DIESEL ELECTRIC MAIN LINE LOCOMOTIVE	11
	GM	DIESEL ELECTRIC MAIN LINE LOCOMOTIVE	11a
			12
			13
RAIL CARS	CB	DIESEL HYDRAULIC RAIL CAR	14
	CB	DIESEL HYDRAULIC RAIL CAR WITH BUFFET	15
	DH	DIESEL HYDRAULIC RAIL CAR	16

SECTION	CLASS	D
STEAM CRANES	CRANE Nº1	5 TON LOCOMOTI
	Nº2	5 TON LOCOMOTIV
	Nº3	30 TON BREAKDOW
	Nº4	30 TON BREAKDO
SPECIAL SERVICE	SS	SPECIAL SERVICE
LOUNGE CARS	AF	51'-2" LOUNGE CA
	AF	51'-2" LOUNGE CA
	AFA	75'-0" LOUNGE CA
DINING CARS	D	65'-2" DINING CAR
	DA	76'-7" DINING CA
	DB	73'-3" DINING CA
	DC	82'-0" DINING CA
	AB	65'-2" SITTING-UP
	ABP	65'-2" SITTING-UP
	TBP	TEMPORARY 2ND
	TBP	SITTING-UP CAR

DESCRIPTION	SHEET Nº
LOCOMOTIVE	1
LOCOMOTIVE	2
LOCOMOTIVE	3
LOCOMOTIVE	4
LOCOMOTIVE	5
LOCOMOTIVE	6
LOCOMOTIVE	7
	8
..-0 DIESEL SHUNTER	9
LECTRIC SHUNTING LOCOMOTIVE	10
YDRAULIC SHUNTING LOCOMOTIVE	10a
LECTRIC MAIN LINE LOCOMOTIVE	11
LECTRIC MAIN LINE LOCOMOTIVE	11a
	12
	13
YDRAULIC RAIL CAR	14
'DRAULIC RAIL CAR WITH BUFFET	15
'DRAULIC RAIL CAR	16

SECTION	CLASS	DESCRIPTION	SHE Nº
STEAM CRANES	CRANE Nº1	5 TON LOCOMOTIVE CRANE	18
	Nº2	5 TON LOCOMOTIVE CRANE	19
	Nº3	30 TON BREAKDOWN CRANE	20
	Nº4	30 TON BREAKDOWN CRANE	20
SPECIAL SERVICE	SS	SPECIAL SERVICE CAR	23
			24
LOUNGE CARS	AF	51'-2" LOUNGE CAR	25
	AF	51'-2" LOUNGE CAR	26
	AFA	75'-0" LOUNGE CAR	27
			28
			29
DINING CARS	D	65'-2" DINING CAR	30
	DA	76'-7" DINING CAR	31
	DB	73'-3" DINING CAR	32
	DC	82'-0" DINING CAR	33
			34
	AB	65'-2" SITTING-UP CAR	35
	ABP	65'-2" SITTING-UP CAR	35A
	TBP	TEMPORARY 2ND CLASS PASSENGER CAR	36
	TBP	SITTING-UP CAR	37
			38

SECTION	CLASS	DESCRIPTION	SHEET Nº
	B	BRILL CAR	39
	BM	BRILL CAR (WITH BAGGAGE COMPARTMENT)	40
	ADH	SITTING-UP CAR	40a
	AP	1ST CLASS SITTING-UP CAR	40B
SLEEPING CARS	ARE	80'-0" CABIN CAR	41
	ARG	76'-7" CABIN CAR	42
	ARF	82'-0" SLEEPING CAR WITH OBSERVATION END	43
	ARD	75'-0" SLEEPING CAR	44
	AR	76'-7" SLEEPING CAR	45
	AR	76'-7" SLEEPING CAR (AIR-CONDITIONED)	45a
	ARA	76'-7" SLEEPING CAR	46
	ARB	65'-2" Sleeping car	47
	ARC	80'-1" SLEEPING CAR	48
	BR	76'-7" SLEEPING CAR	49
	BRA	76'-7" SLEEPING CAR	50
	BRA	76'-7" SLEEPING CAR (AIR-CONDITIONED.)	50a
	BRP	65'-2" SLEEPING CAR	51
	BRC	65'-2" SLEEPING CAR	52
	BRPF	65'-2" SLEEPING CAR AND LOUNGE	53

SECTION	CLASS	
	BRFB	65'-2" SLEEPI
	BRB	75'-0" SLEEPIN
	BRF	82'-0" SLEEPI
	BRFA	76'-7" SLEEPI
BRAKE VANS	YB	35'-0" BOGIE
	YB	35'-0" BOGIE
	HR	35'-0" BOGIE
	HRA	60'-2" BOGIE
	HRG	60'-2" BOGIE
	HRD	78'-2" BOGIE
	YSB	4 WHEEL BRA
	HRB	36'-0" BOGIE
	HRGA	75'-0" BOGIE
	HRC	RELAY VAN
	HP	36'-0" BOGIE
	HRE	38'-10" RELA
	HRE	45'-0" B

TION	SHEET Nº		SECTION	CLASS	DESCRIPTION	SHEET Nº
	39			BRFB	65'-2" SLEEPING CAR AND LOUNGE	53a
E COMPARTMENT)	40			BRB	75'-0" SLEEPING CAR	54
	40a			BRF	82'-0" SLEEPING CAR AND LOUNGE	55
R	40B			BRFA	76'-7" SLEEPING CAR AND LOUNGE	56
						57
						58
	41					59
	42					
TH OBSERVATION END	43					
	44		BRAKE VANS	YB	35'-0" BOGIE BRAKE VAN	60
	45			YB	35'-0" BOGIE BRAKE VAN FOR PAYMASTER	61
(AIR-CONDITIONED)	45a			HR	35'-0" BOGIE BRAKE VAN	62
	46			HRA	60'-2" BOGIE BRAKE VAN	63
	47			HRG	60'-2" BOGIE POWER BRAKE VAN	64
	48			HRD	78' 2" BOGIE BRAKE AND CREW VAN.	65
				YSB	4 WHEEL BRAKE VAN	66
				HRB	36'-0" BOGIE BRAKE VAN	67
				HRGA	75'-0" BOGIE POWER BRAKE VAN	68
				HRC	RELAY VAN	69
	49			HP	36'-0" BOGIE BRAKE AND PAY VAN	69a
	50					
(AIR-CONDITIONED.)	50a			HRE	38' 10" RELAY VAN	69c
	51			HRE	45'0" BRAKE AND CREW VAN	69d
	52					
AND LOUNGE	53					

SECTION	CLASS	DESCRIPTION	SHEET N°
MAIL VAN	MA	45'-2" BULK MAIL VAN	70
	M	45'-2" BULK MAIL VAN	71
VANS WAGONS	V	35'-0" COVERED GOODS WAGON	72
	V	35'-0" COVERED GOODS WAGON (WITH HORSE STALL)	73
	V	35'-0" COVERED GOODS WAGON (STEEL BODY)	74
	VA	35'-0" COVERED GOODS WAGON	75
	VB	33'-0" COVERED GOODS WAGON	76
	VC	45'-0" COVERED GOODS WAGON	77
	VD	45'-0" COVERED GOODS WAGON	78
	VE	75'-0" COVERED GOODS WAGON	79
	VS	18'-2" COVERED GOODS WAGON	80
	VS	24'-0" COVERED GOODS WAGON (WOODEN FRAME)	81
	VS	24'-0" COVERED GOODS WAGON (STEEL FRAME)	82
	L	35'-0" LOUVRE WAGON	83
	LA	35'-0" LOUVRE WAGON (YEAST TRAFFIC)	84
	LB	45'-0" LOUVRE WAGON	85
	LC	45'-0" LOUVRE WAGON	86
	LD	45'-0" LOUVRE WAGON	86a

SECTION	CLASS	
	G	35'-0" OPEN
	GA	42'-0" OPEN
	GA	42'-0" OPEN
	GB	44'-0" OPEN
	RGB	44'-0" FLAT
	~~GJ~~	~~38'-10" OPEN~~
	GC	70'-0" MOT
	GS	18'-0" OPEN
	R	33'-0" FLA
	R	35'-0" FLAT
	RA	45'-0" FLAT
	RB	42'-0" FLAT
	S	35'-0" SHEE
	SB	36'-0" SHEE
	~~SC~~	~~35'-0" SHEE~~
	RF	70 TON FLA
	RG	47'-0" FLAT
	CB	35'-0" CATTI
	CB	35'-0" CATTI
	CD	36'-0" CATTI
	CBC	35'-0" CATTI

ION	SHEET N°		SECTION	CLASS	DESCRIPTION	SHEET N°
	70			G	35'-0" OPEN GOODS WAGON	87
	71			GA	42'-0" OPEN GOODS WAGON	88
				GA	42'-0" OPEN GOODS WAGON (TO CARRY MOTOR BODIES)	89
				GB	44'-0" OPEN GOODS WAGON (STEEL)	90
S WAGON	72			RGB	44'-0" FLAT WAGON	90a
S WAGON (WITH HORSE STALL)	73			GJ	38'-10" OPEN GOODS WAGON	90c
				GC	70'-0" MOTOR BODY WAGON	91
S WAGON (STEEL BODY)	74			GS	18'-0" OPEN GOODS WAGON	92
S WAGON	75			R	33'-0" FLAT WAGON (STEEL TOP)	93
S WAGON	76			R	35'-0" FLAT WAGON (WOODEN TOP)	94
S WAGON	77			RA	45'-0" FLAT WAGON (WOODEN TOP)	95
S WAGON	78			RB	42'-0" FLAT WAGON (WOODEN TOP)	96
S WAGON	79			S	35'-0" SHEEP WAGON	97
				SB	36'-0" SHEEP WAGON	97a
				SC	35'-0" SHEEP WAGON	97c
				RF	70 TON FLAT WAGON	98
				RG	47'-0" FLAT WAGON.	99
WAGON	80					
WAGON (WOODEN FRAME)	81					
WAGON (STEEL FRAME)	82			CB	35'-0" CATTLE WAGON	100
	83			CB	35'-0" CATTLE WAGON	101
(YEAST TRAFFIC)	84			CD	36'-0" CATTLE WAGON	101a
	85					102
	86			CBC	35'-0" CATTLE WAGON	103
	86a					

SECTION	CLASS	DESCRIPTION	SHEET No		SECTION	CLASS	
SERVICE STOCK	F	REFRIGERATED WAGON	104			VP	PROVISI
						VPA	PROVIS
	TOA	PETROL TANK WAGON	105			SA	BUTCHE
			106			FA	REFRIG
			107				
	B	30'-0" BALLAST HOPPER WAGON	108				
	BA	24'-6" BALLAST HOPPER WAGON.	109			E	EMPLOY
	BS	18 - 0 BALLAST HOPPER WAGON	110			E	EMPLOY
	BAS	18 - 0 BALLAST HOPPER WAGON	111			E	EMPLOY
			111a			EA	EMPLOY
			111b			ES	EMPLOY
						EDS	EMPLOY
	TD	35'- 0" WATER TANK WAGON 8,000 GALLONS	112			ED	EMPLOY
	TE	35'- 0" WATER TANK WAGON 8,000 GALLONS	113			~~EC~~	~~EMPLOY~~
	TF	36'- 0" WATER TANK WAGON 9,000 GALLONS.	114				
	TG	35'- 0" WATER TANK WAGON 9,000 GALLONS.	115				
	TSB	4 WHEEL WATER TANK WAGON 4,000 GALLONS.	116				
	TOD	11,000 GALL TANK WAGON	117			KE	MOBILE
			117a			X	BREAKD
	TOC	DISTILLATE AND PETROL TANK WAGON 10,000 GALLONS.	118			XS	4 WHEE
	TOB	DIESEL FUEL TANK WAGON 9,000 GALLONS.	119			XSA	4 WHEE
	TJ	9,000 GALL TANK WAGON	119a			BPS	4 WHEE
	TK	11,000 GALL WATER TANK WAGON	119b			BP	BALLAS
						EB	45'-0 EI
						O	35 - 0 H

TION	SHEET Nº		SECTION	CLASS	DESCRIPTION	SHEET Nº
	104			VP	PROVISION STORES VAN	120
				VPA	PROVISION STORES VAN	121
	105			SA	BUTCHERS VAN	122
	106			FA	REFRIGERATED BUTCHERS VAN	123
	107					124
GON	108					
AGON.	109			E	EMPLOYEES VAN	125
WAGON	110			E	EMPLOYEES VAN	126
WAGON	111			E	EMPLOYEES VAN	127
	111a			EA	EMPLOYEES VAN	128
	111b			ES	EMPLOYEES VAN	129
				EDS	EMPLOYEES VAN	130
ON 8,000 GALLONS	112			ED	EMPLOYEES VAN	130a
ON 8,000 GALLONS	113			~~EC~~	~~EMPLOYEES VAN~~	~~130b~~
ION 9,000 GALLONS.	114					
ON 9,000 GALLONS.	115					
AGON 4,000 GALLONS.	116					
	117			KE	MOBILE KITCHEN	131
	117a			X	BREAKDOWN VAN	132
TANK WAGON 10,000 GALLONS.	118			XS	4 WHEEL BREAKDOWN VAN	133
N 9,000 GALLONS.	119			XSA	4 WHEEL BREAKDOWN VAN	134
	119a			BPS	4 WHEEL BALLAST PLOUGH	135
WAGON	119b			BP	BALLAST PLOUGH	135a
				EB	45'-0 EMPLOYEES VAN	136
				O	35'-0 HOSPITAL CAR	137

SECTION	CLASS	DESCRIPTION	SHEET Nº		SECTION	CLASS	
		SPREADER DITCHER	138				
		"MATISA" BALLAST TAMPING MACHINE	139				
	OW	WELFARE CAR	140				
		FORD V8 INSPECTION CAR	141				
			142				
			143				
			144				
		ICE COOLER CONTAINER	145				
		MECHANICALLY REFRIGERATED CONTAINER	146				

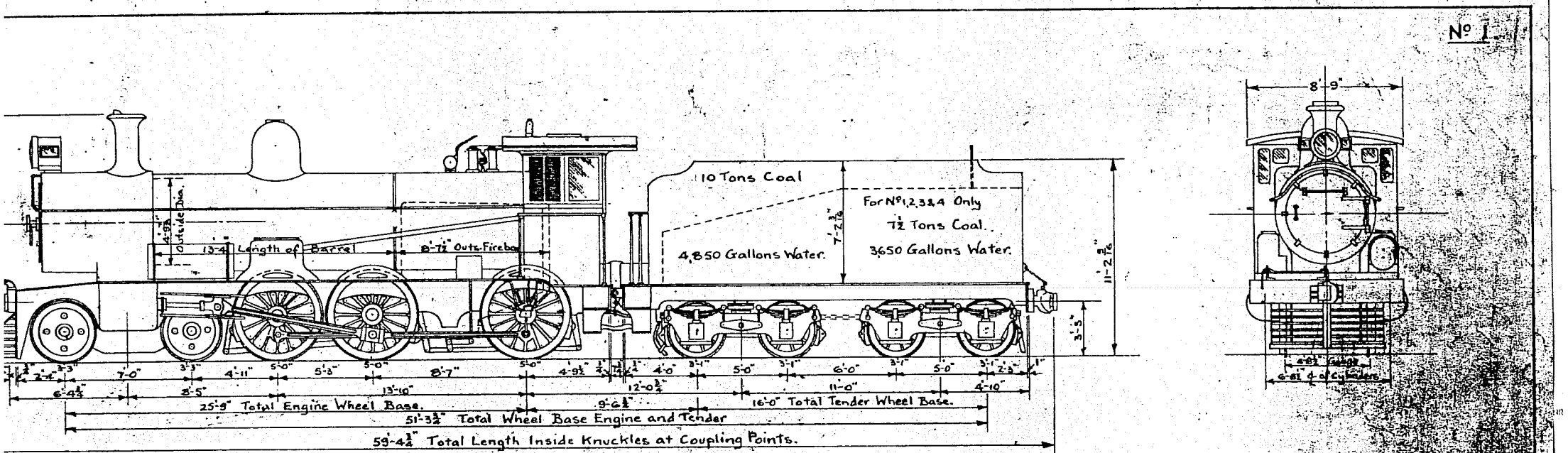

T-C-Q	T-C-Q	T-C-Q	T-C-Q	T-C-Q	T-C-Q		T-C-Q
14-4-0	12-5-3	12-5-1	12-1-2	10-8-2	8-15-0	Total Weight	71-0-0
15-17-0	14-12-0	14-15-0	13-0-0	24-0-0	24-0-0	do. do.	106-4-0

d G^A Class Data.

1240 Sq Ft	G 24 Converted to G^A Class	24-8-33
130 " "	" 23 " " " "	10-7-35
252 " "	" 17 " " " "	15-8-35
27 " "	" 26 " " " "	19-5-36
3·62	" 6 " " " "	24-6-36
21" Dia. x 26"	" 9 " " " "	30-10-36
10" Dia.	" 19 " " " "	13-4-37
160 lbs per □"		
½" Dia. one end.		
a. one end.		

Saturated G Class Data.

Heating Surface Tubes & Flues.	1470 Sq. Ft.
" " Firebox	130 " "
Grate Area.	27 " "
Factor of Adhesion.	4·25
Cylinders	20" Dia. x 26"
Allen Valve Gear — Slide Valve	
Boiler Pressure	160 lbs per □"
Tubes — 109-1⅞" Dia. and 109-1⅜" Dia. swaged to 1½" Dia. one end	

CHIEF ENGINEER.

COMMONWEALTH RAILWAYS

4-6-0 LOCOMOTIVE

SCALE 3/16" TO ONE FOOT.

CLASS G^A			CLASS G		
Tractive Power 22,000 lbs. at 85%			Tractive Power 22,200 lbs at 80%		
Rating 117%			Rating 100%		
Where Built	No	Date	Where Built	No	Date
Baldwin Co.	2	1914	Baldwin Co.	10	1914
Toowoomba Fdry Qld	5	1914	Toowoomba Fdry Qld	5	1914
"	7	1934	Clyde Co. N.S.W.	4	1914
				19	1934

1-A

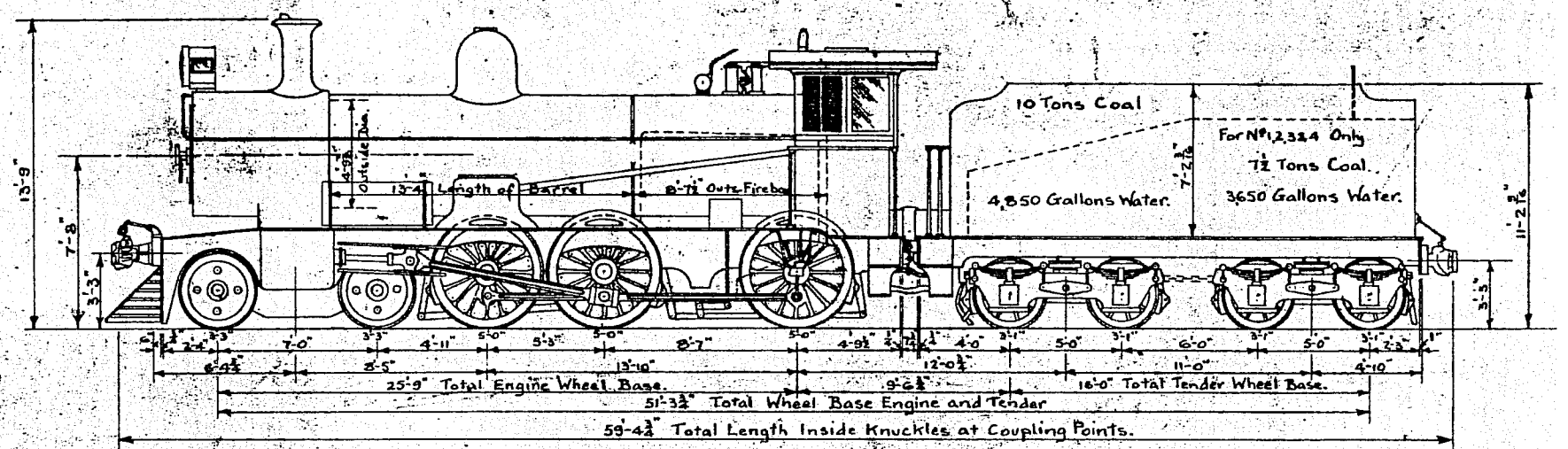

	T-C-Q	T-C-Q	T-C-Q	T-C-Q	T-C-Q	T-C-Q
Weight Empty.	14-4-0	12-5-3	12-5-1	12-1-2	10-8-2	8-15-0
do. Loaded.	15-17-0	14-12-0	14-15-0	13-0-0	24-0-0	24-0-0

Total Wei
do. d

CO

CLA
Tract
Rati
Wher
Baldw
Toowoom

Superheated G^A Class Data.

Heating Surface Tubes & Flues	1240 Sq Ft	G 24 Converted to G^A Class	24-8-33
" " Firebox	130 " "	" 23 " " " "	10-7-35
" " Superheater	252 " "	" 17 " " " "	15-8-35
Grate Area.	27 " "	" 26 " " " "	19-5-36
Factor of Adhesion.	3.62	" 6 " " " "	24-6-36
Cylinders	21" Dia. x 26"	" 9 " " " "	30-10-36
Piston Valves — Allen Valve Gear	10" Dia.	" 19 " " " "	13-4-37
Boiler Pressure	160 lbs per □"		
Tubes - 106-1⅞" Dia. and 10-1⅜" Dia. swaged to 1½" Dia. one end.			
Flue Tubes - 24-5 5/16" Dia. swaged to 4½" Dia. one end.			

Saturated G Class Data.

Heating Surface Tubes & Flues.	1470 Sq Ft
" " Firebox	130 " "
Grate Area.	27 " "
Factor of Adhesion.	4.25
Cylinders	20" Dia. x 26"
Allen Valve Gear — Slide Valve	
Boiler Pressure	160 lbs per □"
Tubes - 109-1⅞" Dia. and 109-1⅜" Dia. swaged to 1½" Dia. one end	

S. P. Lace
CHIEF ENGINEER.

1-B

Nº 2.

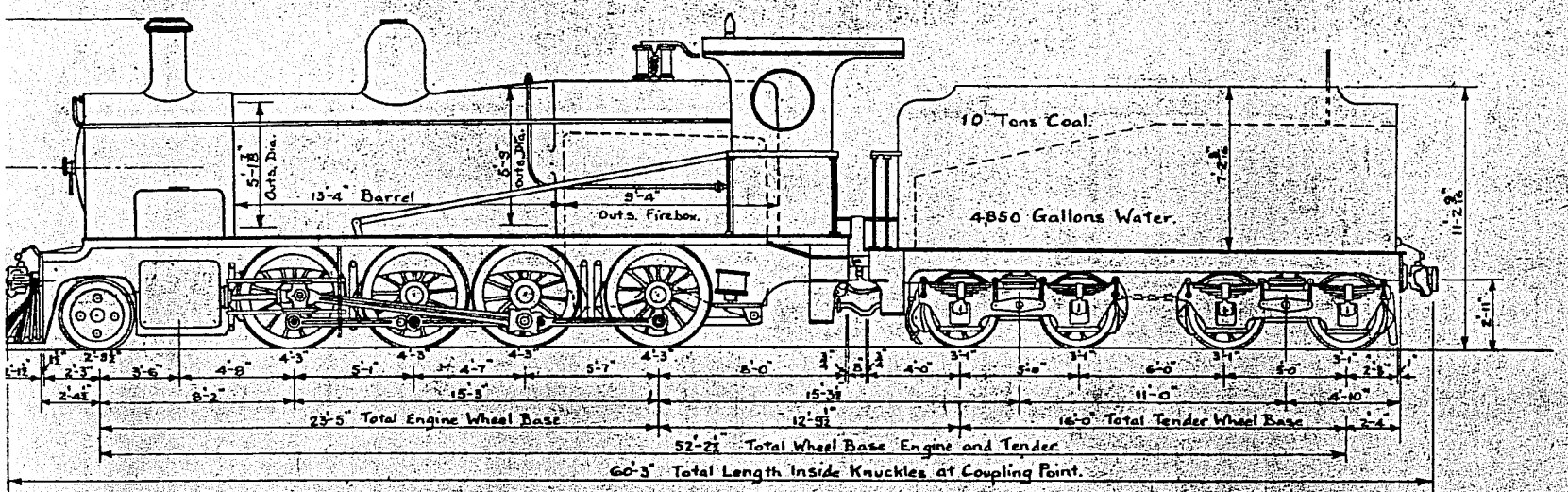



T-C-Q	T-C-Q	T-C-Q	T-C-Q	T-C-Q	T-C-Q	T-C-Q		T-C-Q
6-2-0	13-13-2	15-7-0	14-5-2	14-7-0	10-8-2	8-15-0	Total Weight	83-18-2
6-18-0	14-14-0	16-7-0	17-7-0	16-1-0	24-0-0	24-0-0	do. do.	119-7-0

General Particulars.	
Heating Surface Tubes & Flues	1582.5 Sq Ft
" " Firebox	174.4 do.
" " Superheater	252 do.
Grate Area.	29.8 do.
Factor of Adhesion	4.58
Cylinders	22" Dia. x 26"
Piston Valves – Allen Valve Gear	10" Dia.
Boiler Pressure	150 lbs per □"
Tubes – 135-1⅞" Dia. and 32-1⅞" Dia. Swaged to 1½" Dia. one end.	
Flue Tubes – 24-5⅝" Dia. swaged to 4¼" Dia. one end.	

CHIEF ENGINEER
18/7/38.

COMMONWEALTH RAILWAYS

2-8-0 LOCOMOTIVE

CLASS K5

Scale ¼" to One Foot.

Tractive Power 29,600 lbs at 80%
34,460 lbs at 85%

Robinson Superheater.

Rating 142% (at 85%)

Where Built.	Nº	Date
Walker's Ltd. Qld.	20	1918
S. Perry & Co. S.A.	6	1918
	26	1954

2-A

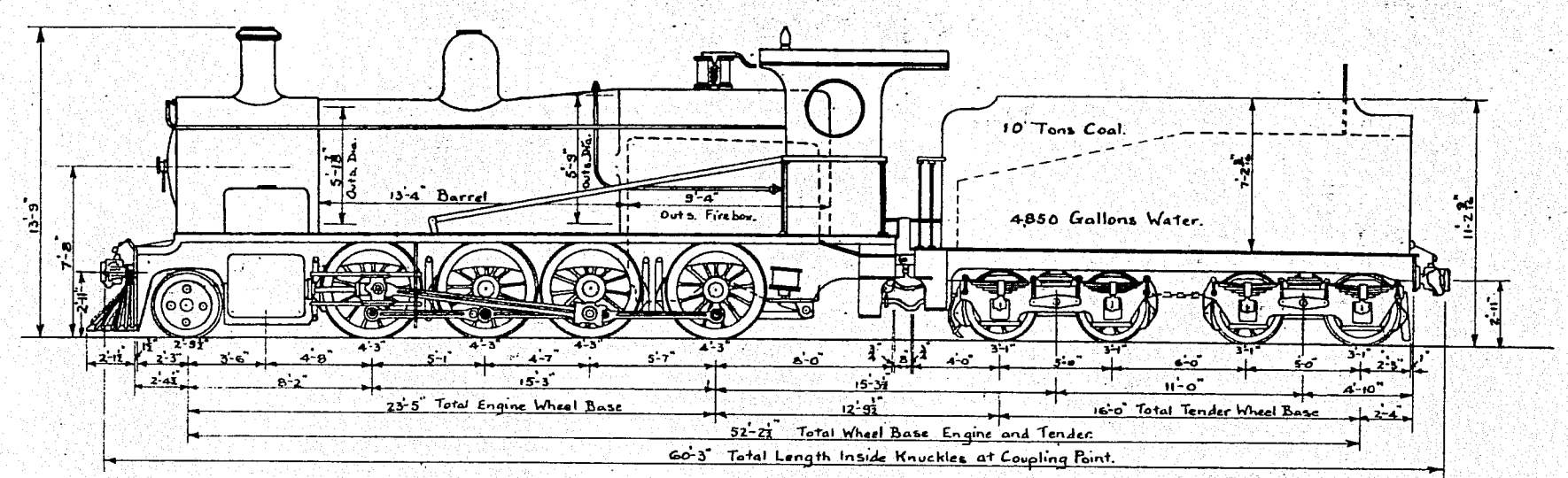

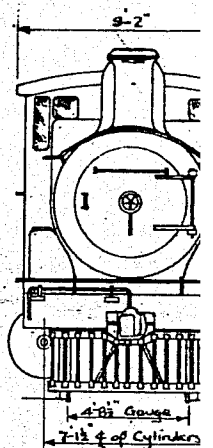

	T-C-Q	T-C-Q	T-C-Q	T-C-Q	T-C-Q	T-C-Q	T-C-Q		T-C-Q
Weight Empty	6-2-0	13-13-2	15-7-0	14-5-2	14-7-0	10-8-2	9-15-0	Total Weight	83-18-2
do. Loaded	6-18-0	14-14-0	16-7-0	17-7-0	16-1-0	24-0-0	24-0-0	do. do.	119-7-0

General Particulars.	
Heating Surface Tubes & Flues	1582.5 Sq Ft
" " Firebox	174.4 do.
" " Superheater	252 do.
Grate Area.	29.8 do.
Factor of Adhesion	4.58
Cylinders	22" Dia. x 26"
Piston Valves – Allen Valve Gear	10" Dia.
Boiler Pressure	150 lbs per □"
Tubes – 135-1 3/8" Dia. and 32-1 7/8" Dia. Swaged to 1 3/4" Dia one end.	
Flue Tubes – 24-5 5/16" Dia. swaged to 4 1/4" Dia. one end.	

CHIEF ENGINEER.
18/7/38.

COMMONWEALTH
2-8-0. LOC
CLASS
Scale 3/16" to

Tractive Power	
Robinson Supe	
Rating	142
Where Built.	
Walker's Ltd. QLD	
S. Perry & Co. S.	

2-B

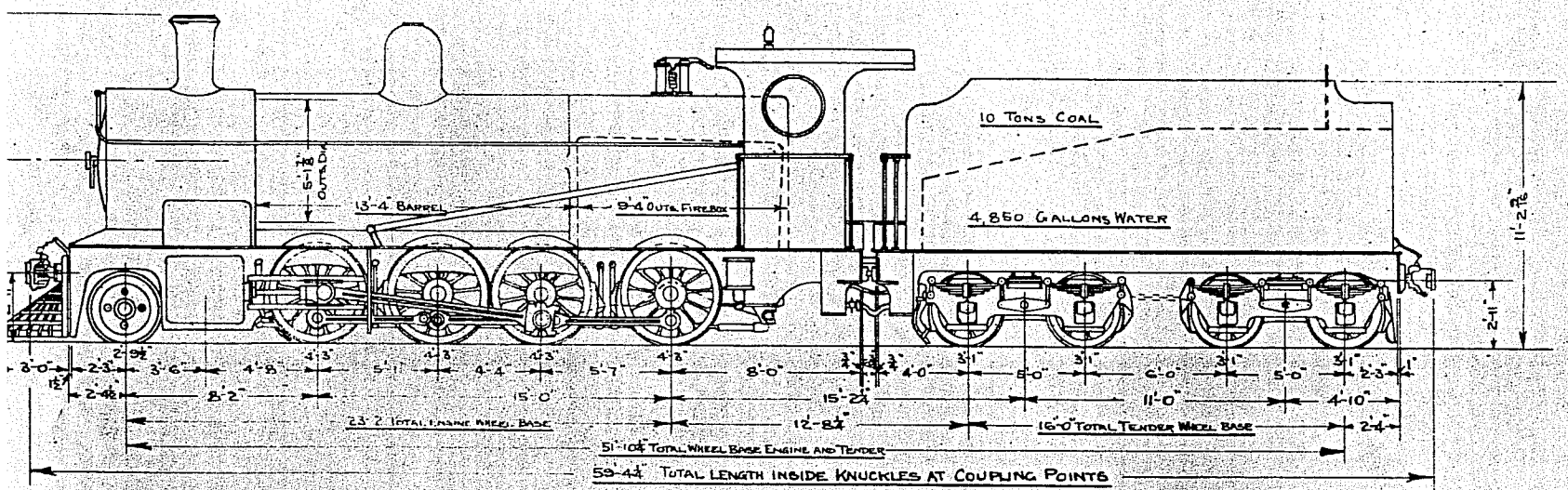

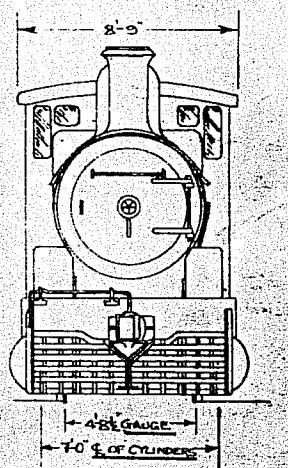

	T-C-Q	T-C-Q	T-C-Q	T-C-Q	T-C-Q	T-C-Q	T-C-Q	T-C-Q
MPTY	6-12-0	14-2-0	13-1-0	13-13-0	13-11-0	10-8-2	9-15-0	TOTAL WEIGHT 81-5-2
OADED	6-16-0	15-3-0	14-18-0	15-12-0	15-4-0	24-0-0	24-0-0	do do 115-13-0

HEATING SURFACE		WATER CAPACITY
FIREBOX	172 SQ. FT	4850 GALLONS
TUBES	1613 do	FUEL CAPACITY
TOTAL	178.5 do	10 TONS COAL
SUPERHEATER	262 do	CYLINDERS
GRATE AREA	30 SQ. FT	22" DIA × 26" STROKE
BOILER PRESSURE	150 LBS/□"	PISTON VALVE 9" DIA
		COUPLED WHEELS 4'-3" DIA
TUBES - 142 - 1⅞" DIA. AND 29 - 1⅞" DIA SWAGED TO 1¾" DIA. ONE END		
FIRE TUBES - 25 - 5⅝" DIA SWAGED TO 4¾" DIA. ONE END.		

S. S. Race.
CHIEF MECHANICAL ENGINEER.

COMMONWEALTH RAILWAYS

2-8-0 LOCOMOTIVE

CLASS K

Scale ⅜" = 1'-0"

TRACTIVE POWER 23,600 LBS AT 85%
31,460 LBS AT 85%

ROBINSON SUPERHEATER

RATING 142%

WHERE BUILT	Nº	DATE
NTH BRITH. LOCO. CO. ENG.	8.	1916
	8	1954

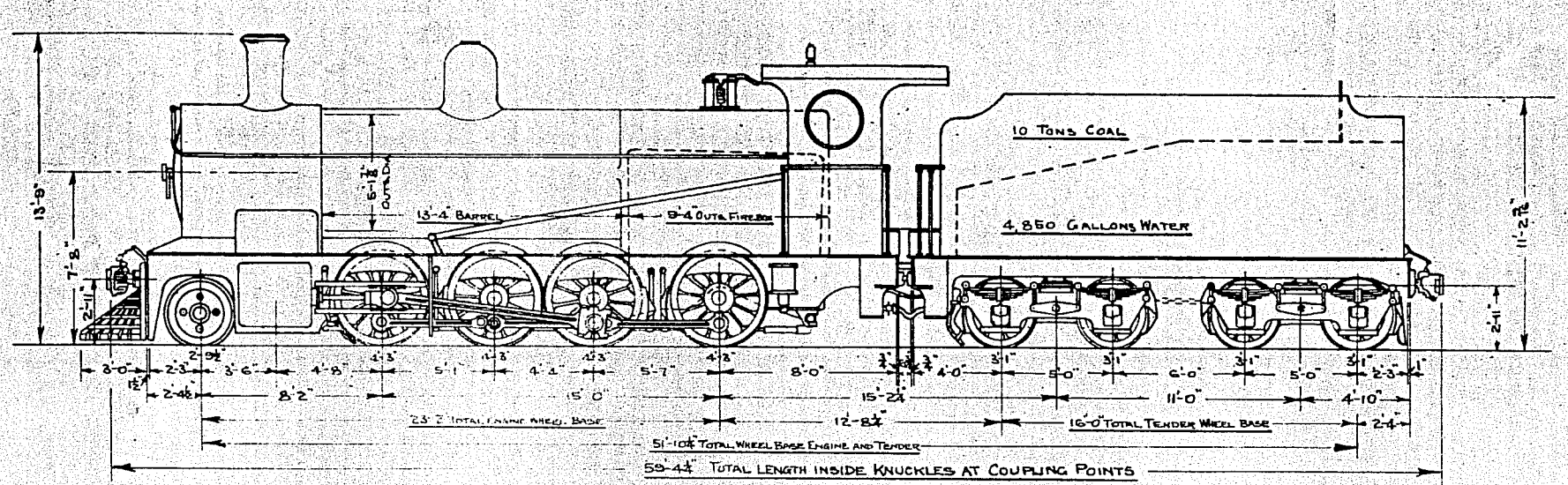

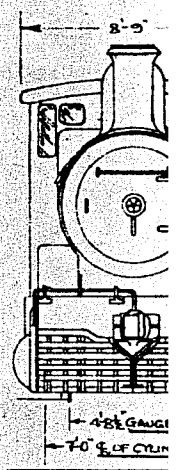

	T-C-Q	T-C-Q	T-C-Q	T-C-Q	T-C-Q	T-C-Q	T-C-Q	T-C-Q	T-C-Q
WEIGHT EMPTY	6-12-0	4-2-0	13-1-0	13-13-0	13-11-0	10-8-2	9-15-0	TOTAL WEIGHT	81-5-2
do. LOADED	6-16-0	15-3-0	21-8-0	15-12-0	15-4-0	24-0-0	24-0-0	do do	115-13-0

HEATING SURFACE		WATER CAPACITY
FIREBOX	172 SQ FT	4850 GALLONS
TUBES	1613 do	FUEL CAPACITY
TOTAL	1785 do	10 TONS COAL
SUPERHEATER	262 do	CYLINDERS
GRATE AREA	30 SQ FT	22" DIA × 26" STROKE
BOILER PRESSURE	150 LBS/□"	PISTON VALVE 9" DIA
		COUPLED WHEELS 4'-3" DIA
TUBES - 142 - 1⅞" DIA AND 29 - 1⅞" DIA SWAGED TO 1¾" DIA. ONE END		
FLUE TUBES 25 - 5 5/16" DIA SWAGED TO 4¼" DIA. ONE END.		

F. W. Race.
CHIEF MECHANICAL ENGINEER.

COMMONWEALT
2-8-0 LOC
CLASS
Scale ⅜" = 1'-0"

TRACTIVE POWER	
ROBINSON SUPER	
RATING 142%	
WHERE BUILT	
NTH BRITH. LOCO CO. E	

15-9-42

3-B

No. 4

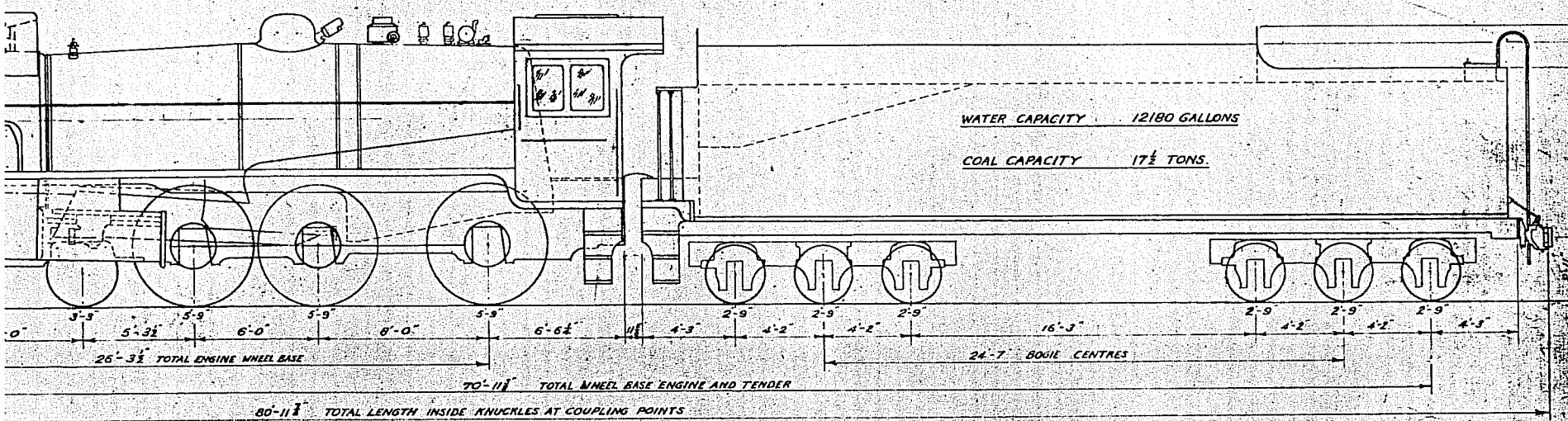

	T-C-Q	T-C-Q	T-C-Q	T-C-Q	T-C-Q	T-C-Q
	18-4-0	18-17-0	18-9-0	24-1-1	24-1-1	
	20-17-0	20-14-0	20-15-0	60-0-0 (max)	60-0-0 (max)	

TOTAL WEIGHT 166-19-2
do. do. 207-10-0

GENERAL	DATA
CYLINDERS	23" DIAMETER x 28" STROKE
PISTON VALVES	10" DIAM
WALSCHAERT VALVE GEAR	
COUPLED WHEELS	5'-9" DIAM
TRACTIVE POWER AT 85%	30,500 LBS.
ADHESIVE FACTOR	4.42
RATING	137.2

OIL BURNERS
65, 66, 67, 69
M.E. 978 OF 8-2-61

COMMONWEALTH RAILWAYS
4-6-0 LOCOMOTIVE
CLASS C
4'-8½" GAUGE

WHERE BUILT	NUMBER	DATE
Walkers Ltd Maryborough Q.	8	1937
	8	1954

CHIEF ENGINEER.

Scale 3/16" = 1'-0"

12/37

4-A

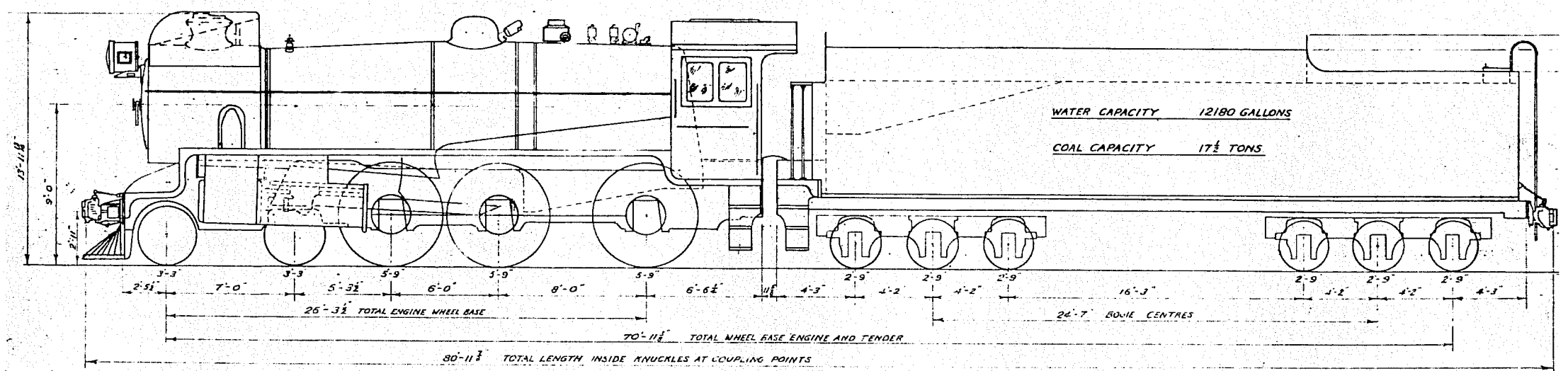

WEIGHT	T-C-Q	T-C-Q	T-C-Q	T-C-Q	T-C-Q	T-C-Q
T EMPTY	23-7-0	18-4-0	18-17-0	18-9-0	24-1-1	24-1-1
LOADED	25-4-0	20-17-0	20-14-0	20-15-0	60-0-0 (max)	60-0-0 (max)

BOILER DATA		GENERAL DATA	
FIREBOX HEATING SURFACE	190 SQ.FT.	CYLINDERS	23" DIAMETER X 26" STROKE
TUBES " "	1765 " "	PISTON VALVES	10" DIAM
TOTAL " "	1955 " "	WALSCHAERT VALVE GEAR	
SUPERHEATER "	650 " "	COUPLED WHEELS	5'-9" DIAM
TUBES 150 - 1⅞" DIA.		TRACTIVE POWER AT 85%	30500 LBS.
FLUE TUBES 32 - 5½" DIA.		ADHESIVE FACTOR	4.42
BOILER PRESSURE	180 LBS PER □"	RATING	137%
GRATE AREA	30.5 SQ.FT.		

OIL BURNERS
65, 66, 67, 69
ME 078 OF 8-2-51

CHIEF ENGINEER.

Scale 3/16" = 1'-0" 12/37

4-B

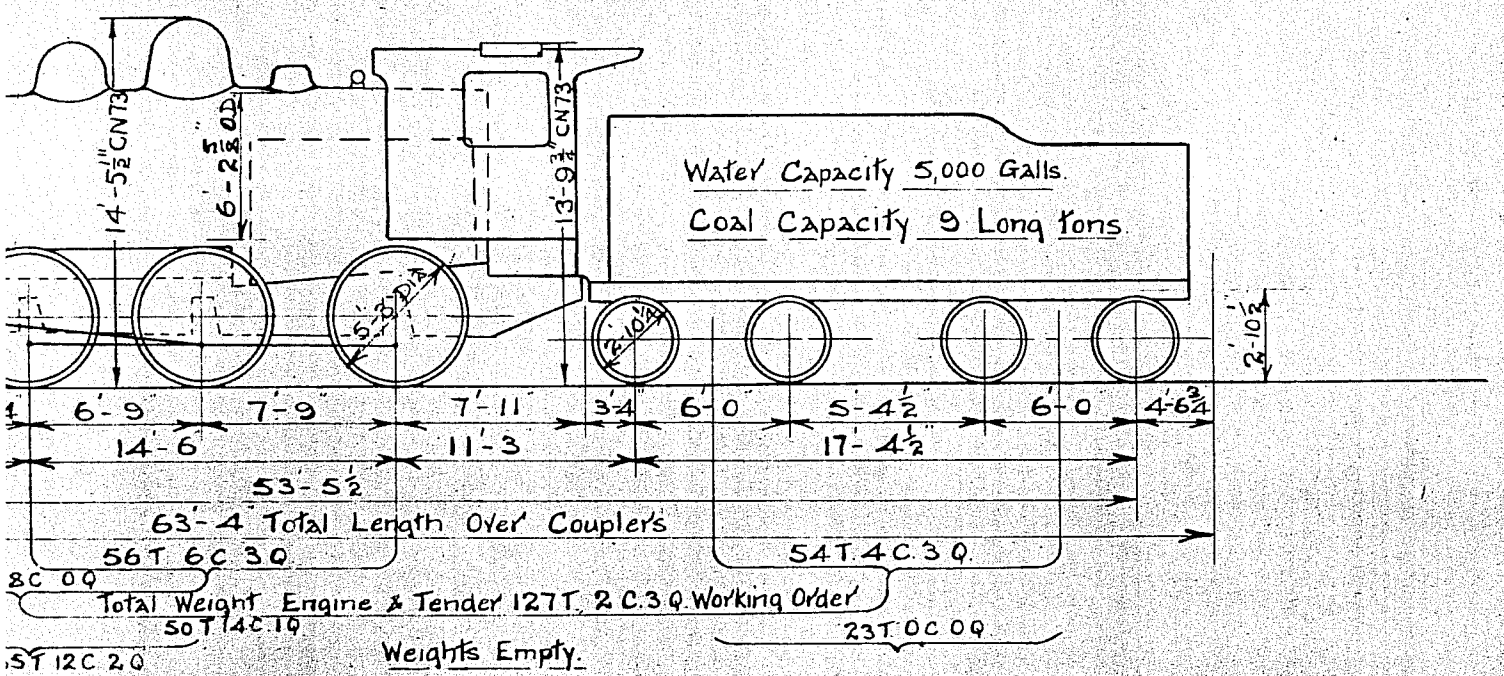

BOILER DATA	Eng. Nos 70,71 73,74,75,76	Eng No. 72	Eng No. 77
Firebox Heating Surface	183 Sq ft	183 Sq ft	183 Sq ft.
Tubes "	1531 "	1575	1520
Arch Tubes "	24 "	24	24
Total "	1738 "	1782	1727
Superheater "	401 "	372	372
Tubes 2" Dia.	166	164	156
Flue Tubes 5½" Dia	26	24	24
Arch Tubes 3" Dia.	3	3	3
Grate Area	31.6 Sq ft	31.6 Sq ft.	31.6 Sq ft
Boiler Pressure	200 lbs □	200 lbs □	200 lbs □

GENERAL DATA All Engines
Cylinders 20⅜ Dia. x 26" Stroke
Piston Valves 12⅛ " x 5½ "
Stephenson Valve Gear
Coupled Wheels 5'-3" Dia.
Tractive Power @ 170 lbs □ BP (85%) 29125 lbs
Adhesive Factor 4.33
~~Tractive Power @ 180 lbs □ BP 27,000 lbs~~

RATING = 131%

COMMONWEALTH RAILWAYS

4-6-0 LOCOMOTIVE

CLASS C^N

4-8½ GAUGE

Where Built	No.	Date in Service
Canadian Nat. Rys	8	1943
	8	1954

CHIEF MECHANICAL ENGINEER

Scale ¾" = 1'-0"

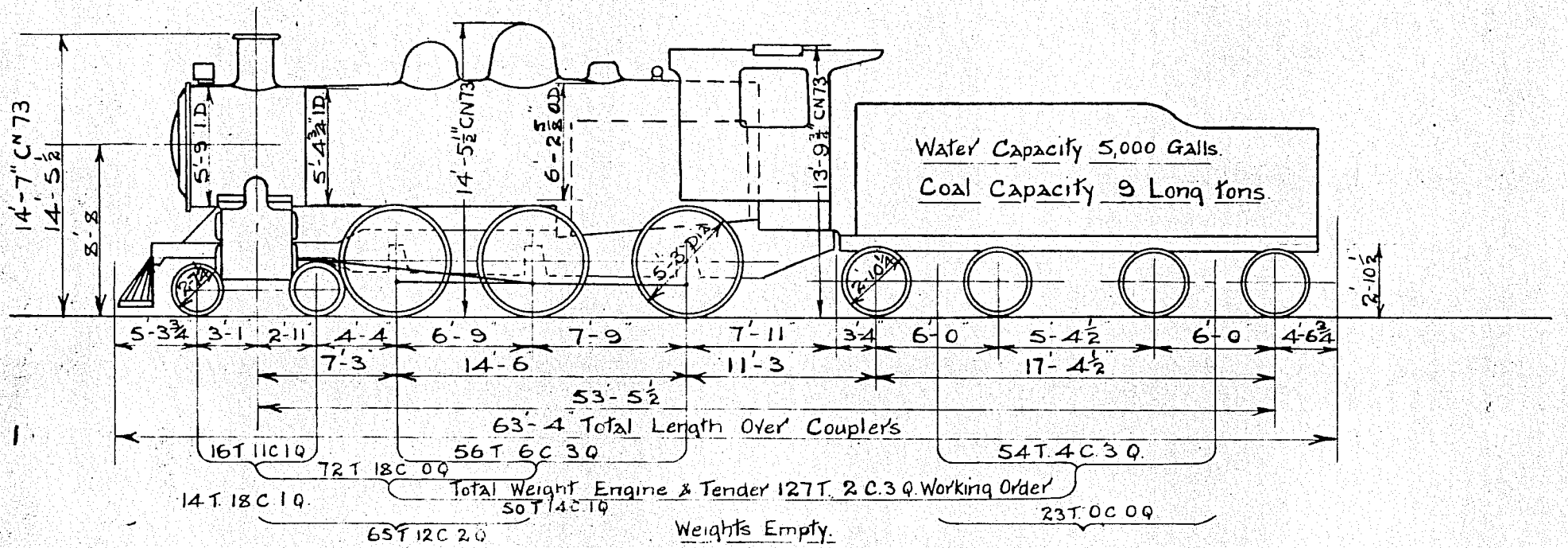

BOILER DATA	Eng. Nos 70,71 73,74,75,76	Eng. No 72	Eng. No 77	GENERAL DATA All Engines
Fire box Heating Surface	183 Sq ft	183 Sq ft	183 Sq ft.	Cylinders 20⅜ Dia x 26" Stroke
Tubes "	1531 "	1575	1520	Piston Valves 12⅛ " x 5½
Arch "	24 "	24	24	Stephenson Valve Gear
Total "	1738 "	1782	1727	Coupled Wheels 5'-3 Dia.
Superheater "	401 "	372	372	Tractive Power @ 170 lbs □ BP (85%) 29125 lbs
Tubes 2 Dia	166	164	156	Adhesive Factor 4.33
Flue Tubes 5½ Dia	26	24	24	~~Tractive Power @ 180 lbs □ BP 27,000 lbs~~
Arch Tubes 3 Dia	3	3	3	
[illegible]	31.6 Sq ft	31.6 Sq ft.	31.6 Sq ft	
Boiler [illegible]	200 lbs □	200 lbs □	200 lbs □	

JAV 28-1-44

CHIEF ME
Sc

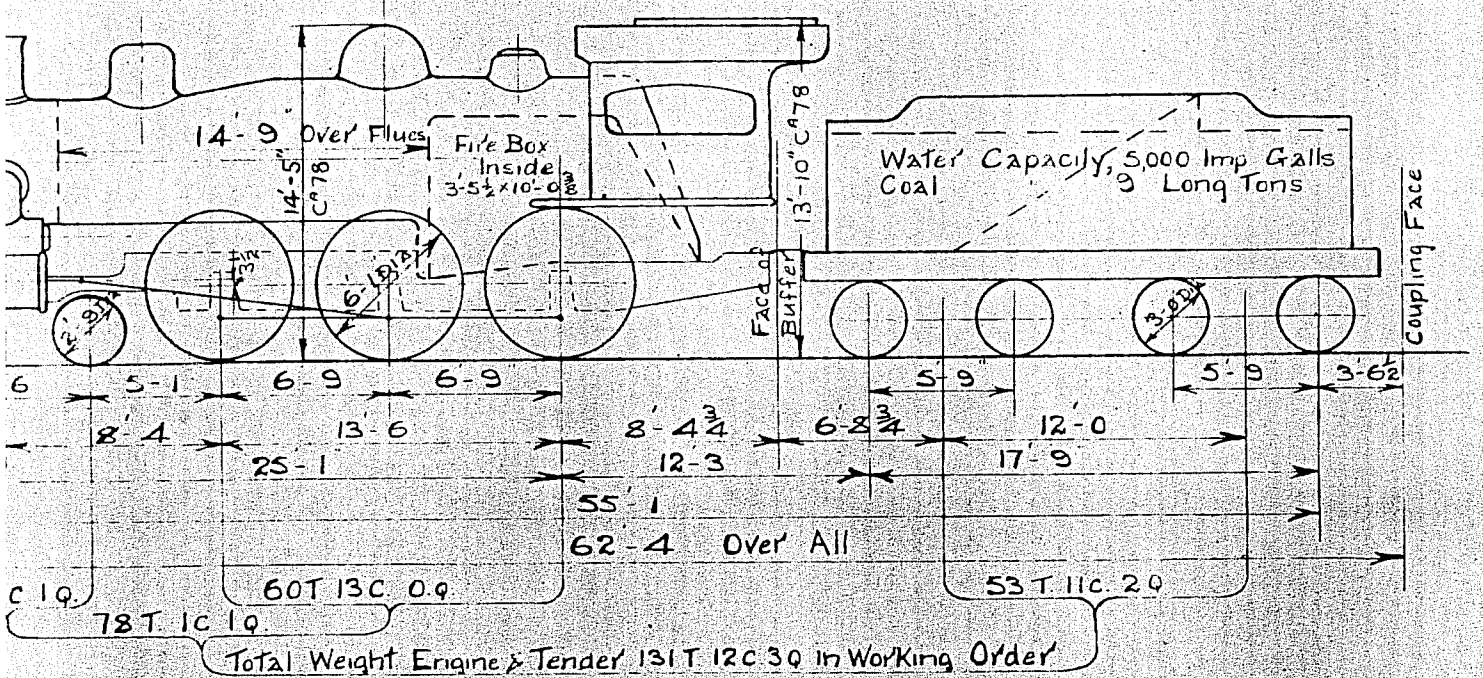

BOILER DATA	
Fire box Heating Surface	168 Sq ft
Syphon	29
Flues	434
Tubes	1298
Total	1929
Superheating Surface	400
Tubes 169-2 Dia	
Flues 21-5⅜"	
Grate Area	34.6
Boiler Pressure	190 lbs □

GENERAL DATA	
Cylinders	22" Dia x 26" Stroke
Piston Valves	12" Dia
Valve Gear Eng No 79	Baker
Valve Gear Eng No 78	Southern
Coupled Wheels	6'-1" Dia
Tractive Effort	27,840 lbs at 85% B.P.
Factor of Adhesion	4.87

CHIEF MECHANICAL ENGINEER

Scale 3/16" = 1'-0"

RATING = 125%

COMMONWEALTH RAILWAYS

4-6-0 LOCOMOTIVE

CLASS C^A

4'-8½" GAUGE

Where Built	No.	Date Since
N.Y.N.H. & H.R.R.	2	1943
	2	1954

6-A

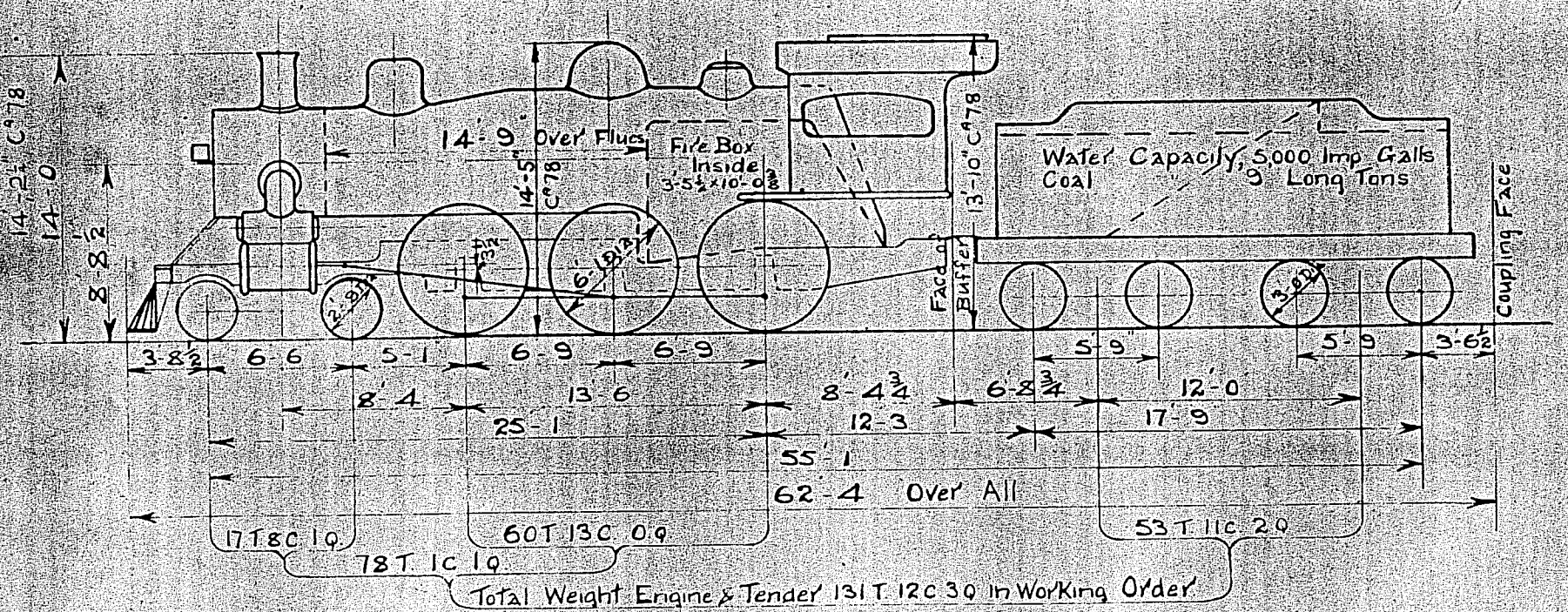

BOILER DATA	
Firebox Heating Surface	168 Sq ft
Syphon	29
Flues	434
Tubes	1,298
Total	1,929
Superheating Surface	400
Tubes 165 - 2" Dia.	
Flues 21 - 5⅜"	
Grate Area	34.6
Boiler Pressure	190 lbs a

GENERAL DATA	
Cylinder's	22" Dia x 26" Stroke
Piston Valves	12" Dia.
Valve Gear Eng. No. 79	Baker
Valve Gear Eng. No. 78	Southern
Coupled Wheels	6'-1" Dia.
Tractive Effort	27,340 lbs at 85%
Factor of Adhesion	4.87

B1

CHIEF MECHANICAL

Scale 3/16" = 1'-

6-B

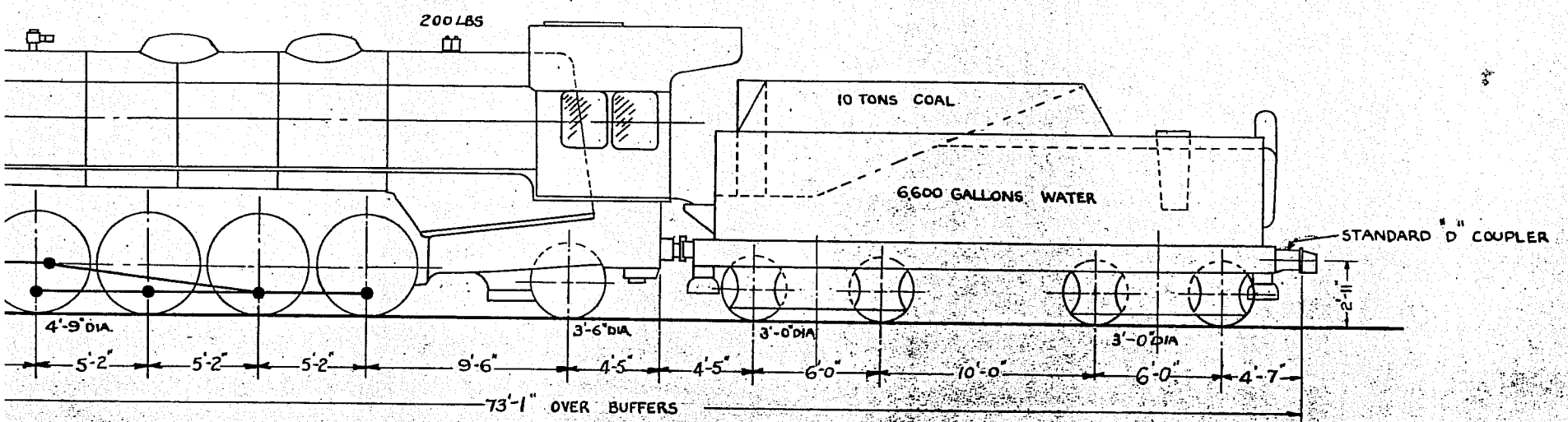

LEADING TRUCK	FIRST DRIVER	SECOND DRIVER	THIRD DRIVER	FOURTH DRIVER	TRAILING TRUCK	TENDER FRONT	TENDER REAR	TOTAL
10-10-0	18-0-0	18-0-0	18-0-0	18-0-0	15-9-0	35-16-2	35-9-0	169-4-2
9-10-0	17-12-0	16-19-0	14-11-0	16-8-0	12-19-0	31-15-2		118-14-2

& FLUES	2400 SQ FEET	TRACTIVE EFFORT AT 85% B.P.	40400 LBS
	195 " "	FACTOR OF ADHESION	4.11
RHEATER	619 " "	CYLINDERS	22" DIA. × 28"
	47 " "	GAUGE	4'-8½"

NOTE: WEIGHT EMPTY APPROXIMATED AND ADDED BY THE CLYDE ENG. Co. LTD.

COMMONWEALTH RAILWAYS

MACARTHUR LOCOMOTIVE

GAUGE: 4'-8½"

WHERE BUILT	NO.	DATE
CLYDE ENG. Co.	2	1951
	4	1952
	10	1954

SCALE 3/16" = 1'-0" K.L.H.

K. L. Smith
Chief Mech Engineer

CLASS L

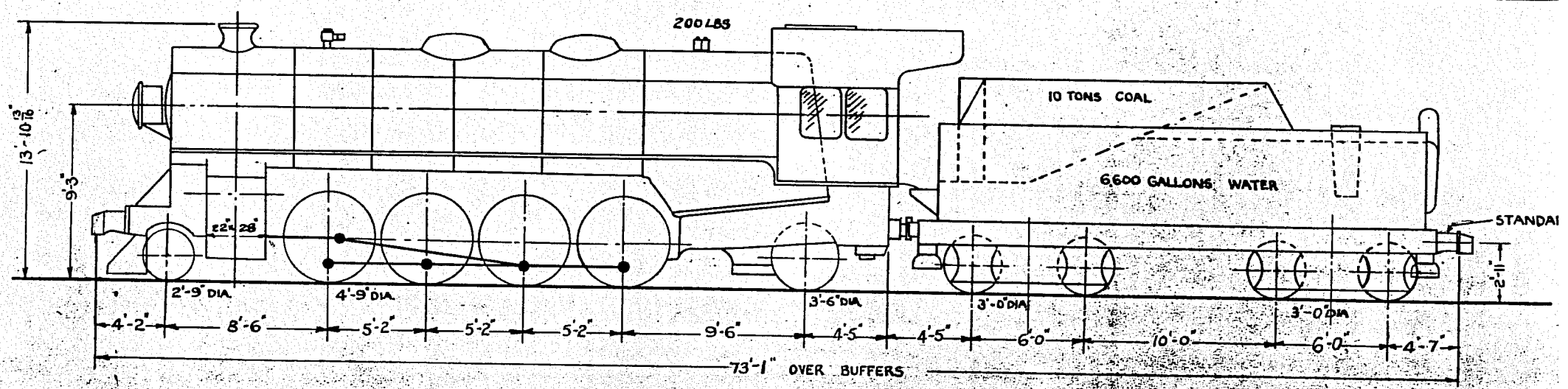

WEIGHT IN WORKING ORDER		LEADING TRUCK	FIRST DRIVER	SECOND DRIVER	THIRD DRIVER	FOURTH DRIVER	TRAILING TRUCK	TENDER TRUCKS FRONT	TENDER TRUCKS REAR	TOTAL
	TON-CWT-QRS	10-10-0	18-0-0	18-0-0	18-0-0	18-0-0	15-9-0	35-16-2	35-9-0	169-4-2
WEIGHT EMPTY	TON-CWT-QTR	9-10-0	17-12-0	16-19-0	14-11-0	16-8-0	12-19-0	31-15-2		119-14-2

NOTE: WEIGHT EMPTY APPROXIMATED AND ADDED BY THE CLYDE ENG. Co. LTD.

HEATING SURFACE IN TUBES & FLUES	2400 SQ FEET	TRACTIVE EFFORT AT 85% B.P.	40,400 LBS
HEATING SURFACE IN FIREBOX	195 " "	FACTOR OF ADHESION	4·11
HEATING SURFACE IN SUPERHEATER	619 " "	CYLINDERS	22" DIA. × 28"
GRATE AREA	47 " "	GAUGE	4'-8½"

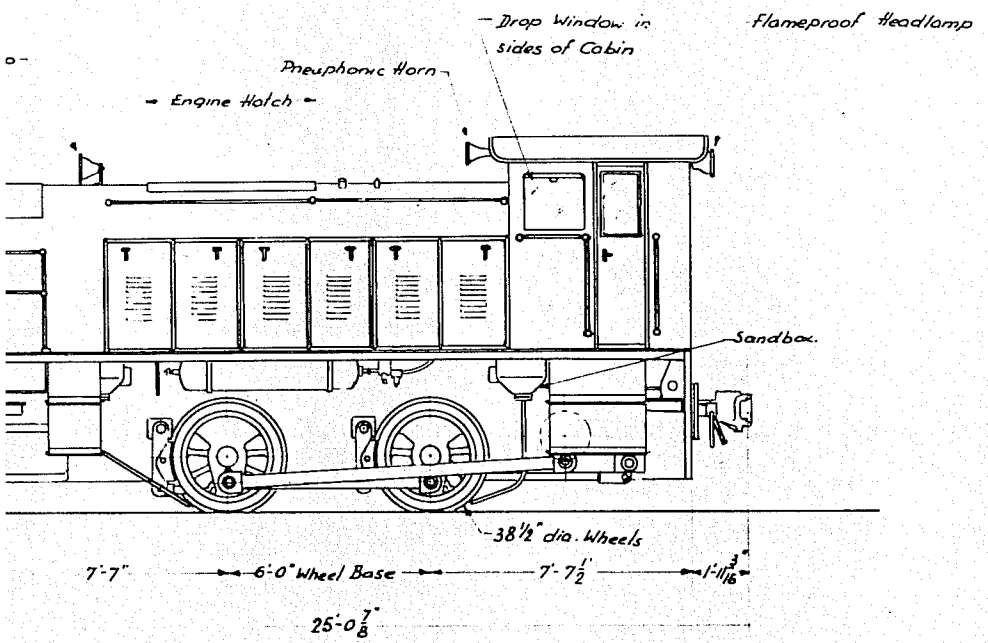

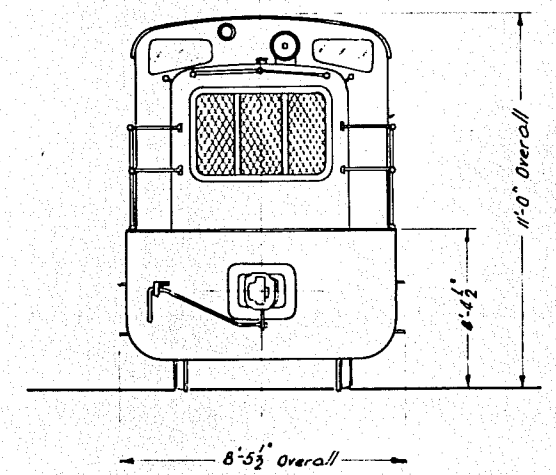

COMMONWEALTH RAILWAYS		
DIESEL SHUNTER		
Gauge: 4'-8½"		
Where Built	No.	Date
RUSTON-HORNSBY Ltd. England.	1	
Scale ¼" = 1'-0" NJ. 26-1-65	J. A. Heath Chief Mech. Engineer	Class DR

at 1250 RPM.

Purchased from Shell Co. of Aust 1960

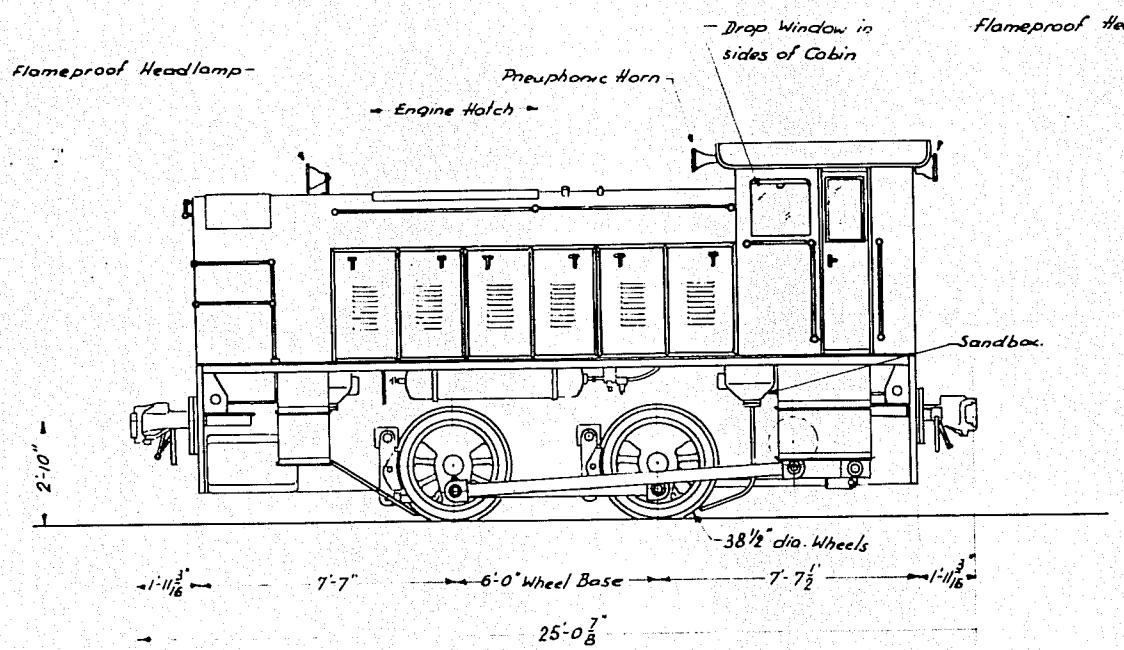

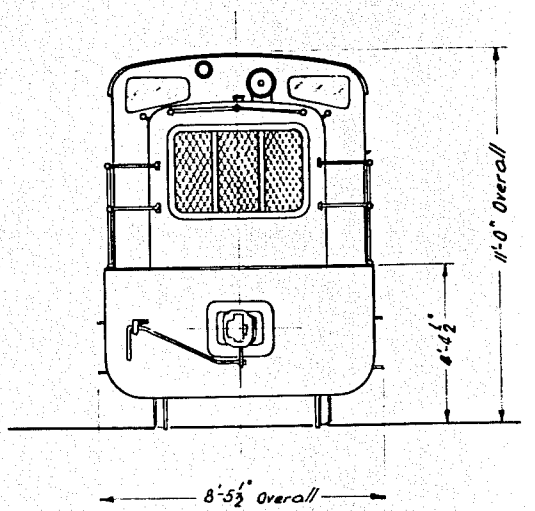

GENERAL SPECIFICATION	
Diesel Engine	: Ruston-Hornsby 6 VPHL - 150 HP at 1250 RPM.
Axle Load	: 14 Tons Weight 28 Tons.
Max Engine Speed	: 1250 R.P.M.
Air Starter	

Purchased from Shell Co.

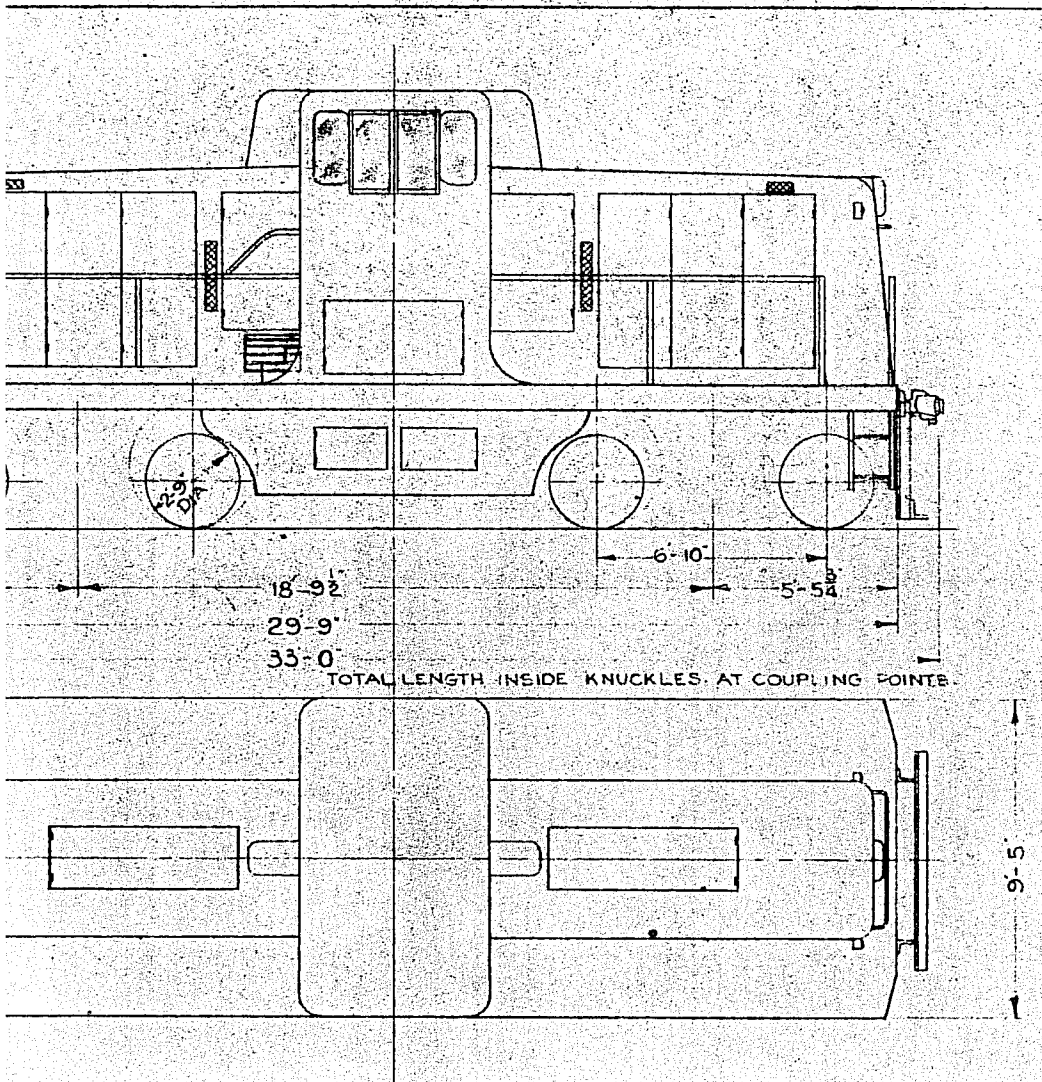

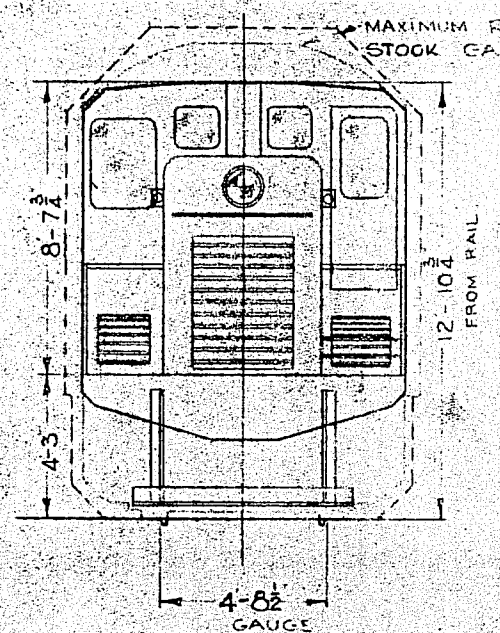

No 10.

CHIEF MECHANICAL ENGINEER

COMMONWEALTH RAILWAYS

DIESEL ELECTRIC SHUNTING LOCOMOTIVE 380 HP CLASS DE

G.E. COY. U.S.A. 1245 DE90 DE91

PURCHASED FROM DEPARTMENT OF DEFENCE 2 1954

10-A

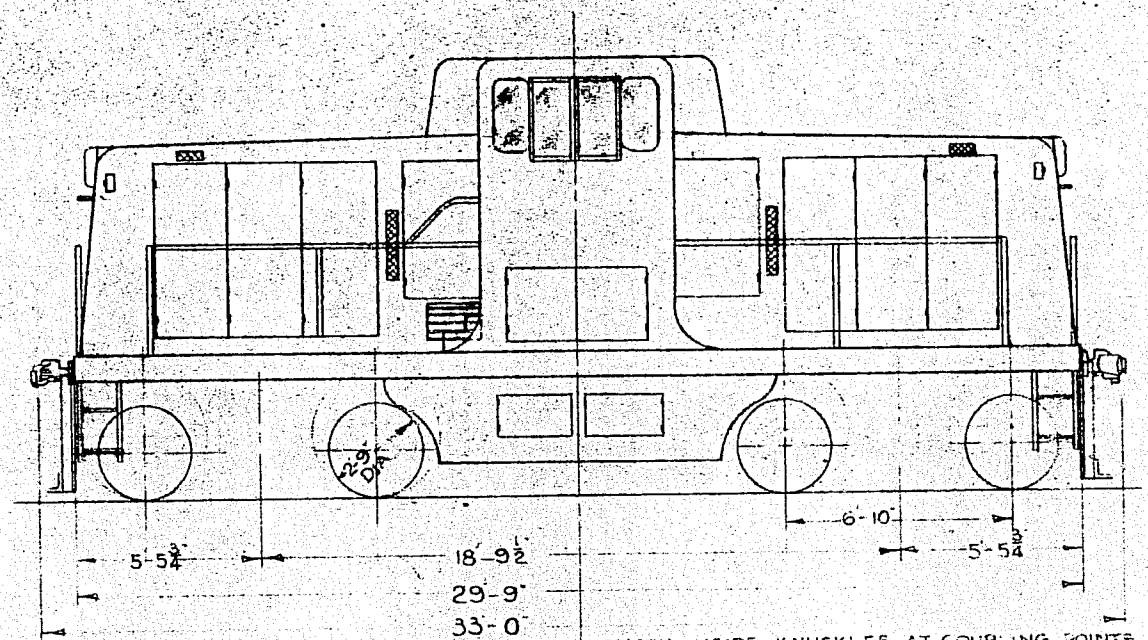

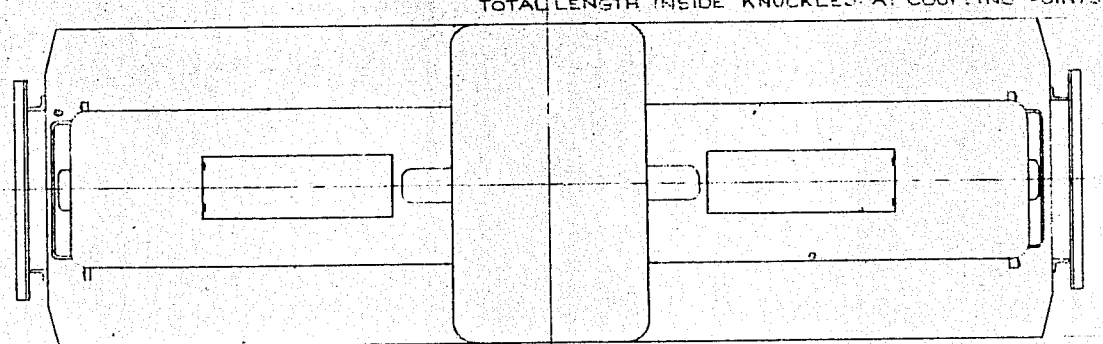

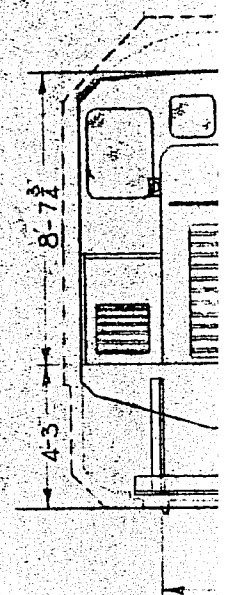

CHIEF MECHANICAL

10-B

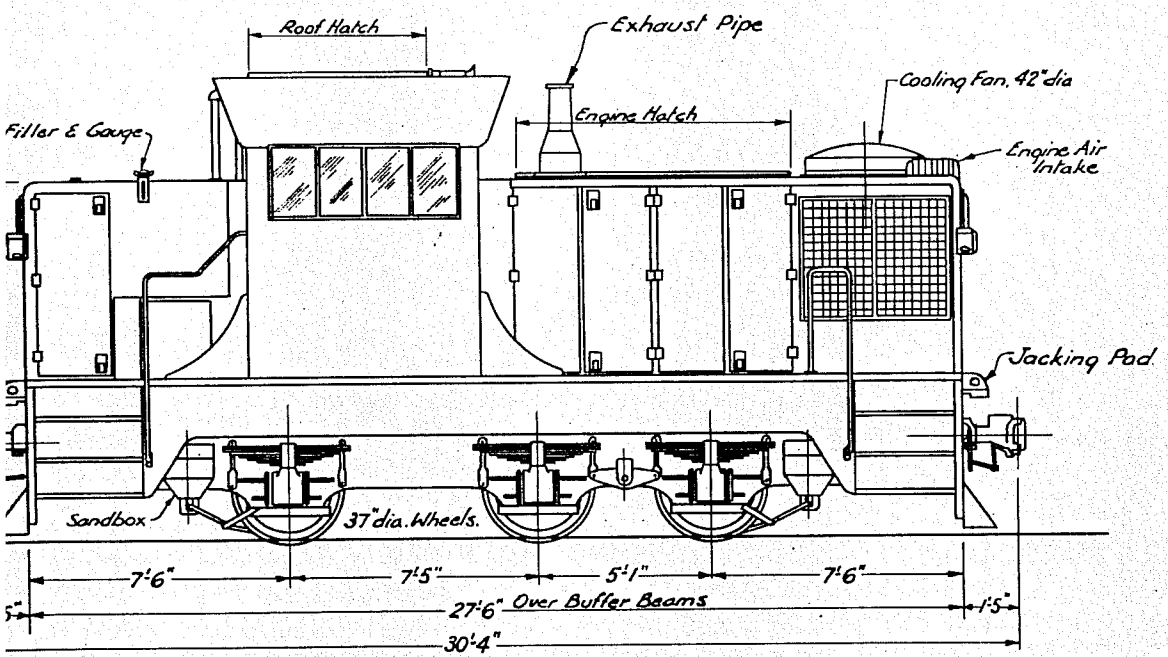

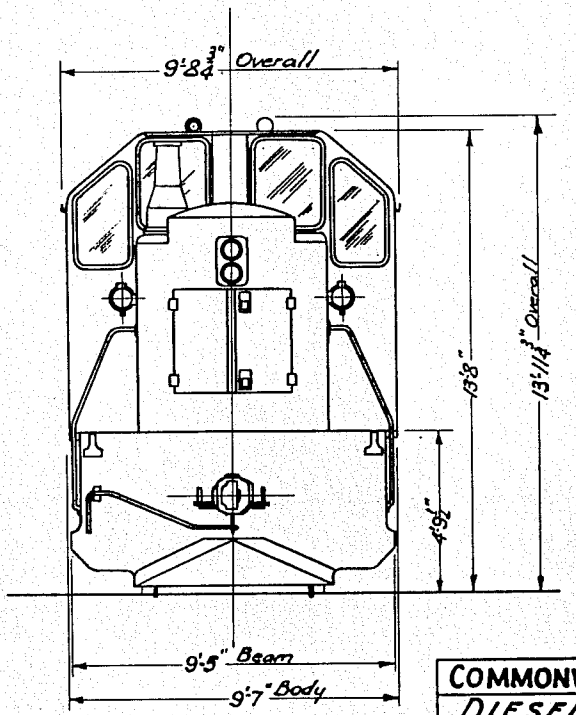

SPECIFICATION

M (Gross).	Max. Engine Speed : 1600 RPM.
	" Locomotive Speed : 40 mph.
	Fuel Tank Capacity : 360 Imp. Gallons.
	Sand Capacity : 8 cub. ft.
	Air Compressor : Gardner-Denver ADX, 100 cfm at 900 rpm (Comp.)

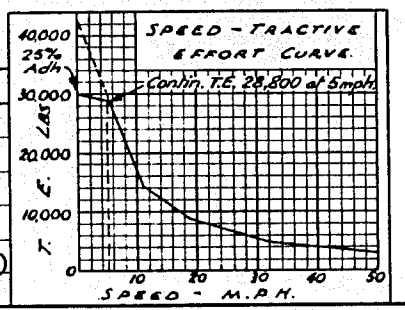

COMMONWEALTH RAILWAYS

DIESEL-HYDRAULIC LOCOMOTIVE

Gauge: 4'-8½"

Where Built	No.	Date
Clyde Engineering Co. Ltd. Granville, N.S.W.	6	1958-9

Scale ¼" = 1'-0" W.P.H. 3-59

H. A. Smith
Chief Mech. Engineer

Class MDH

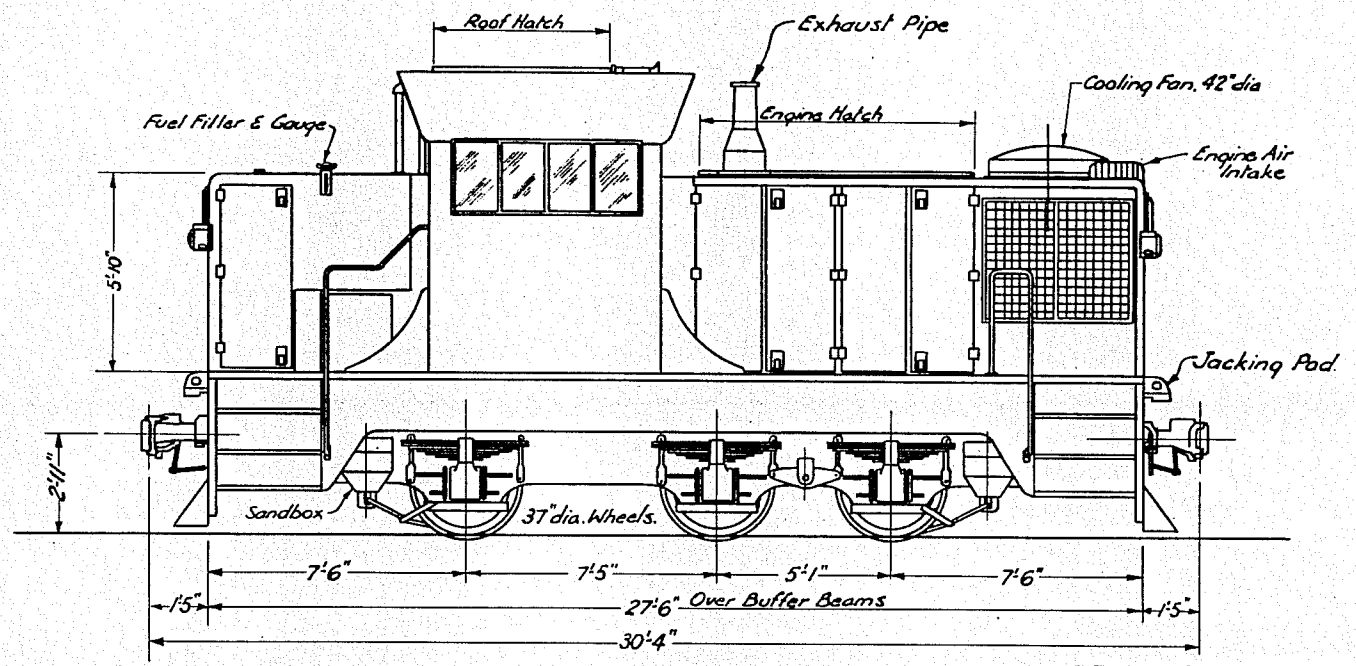

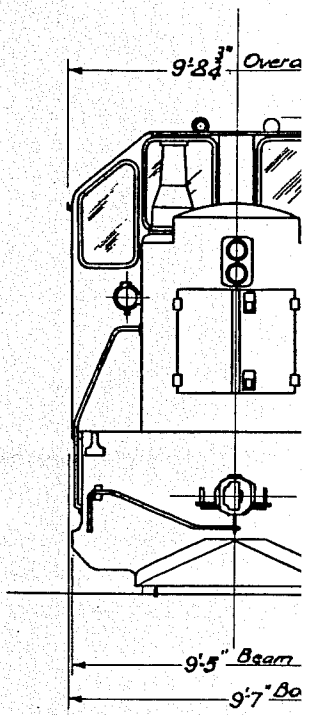

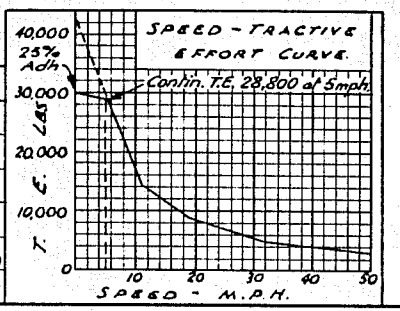

GENERAL	SPECIFICATION
Diesel Engine : Maybach MD.325, 625 HP at 1600 RPM (Gross).	Max. Engine Speed : 1600 RPM.
Tra mission : Mekydro K.104.U, 1000 HP capacity.	" Locomotive Speed : 40 mph.
Maybach C.33V Final Drive Units.	Fuel Tank Capacity : 360 Imp. Gallons.
Axle Load : 17·7 tons : Weight - 53 tons.	Sand Capacity : 8 cub. ft.
Starting Tractive Effort - 25% Adhesion : 29,700 lbs.	Air Compressor : Gardner-Denver ADX, 100 cfm at 900 rpm (Comp.)
Continuous " " - 5 mph : 28,800 lbs.	

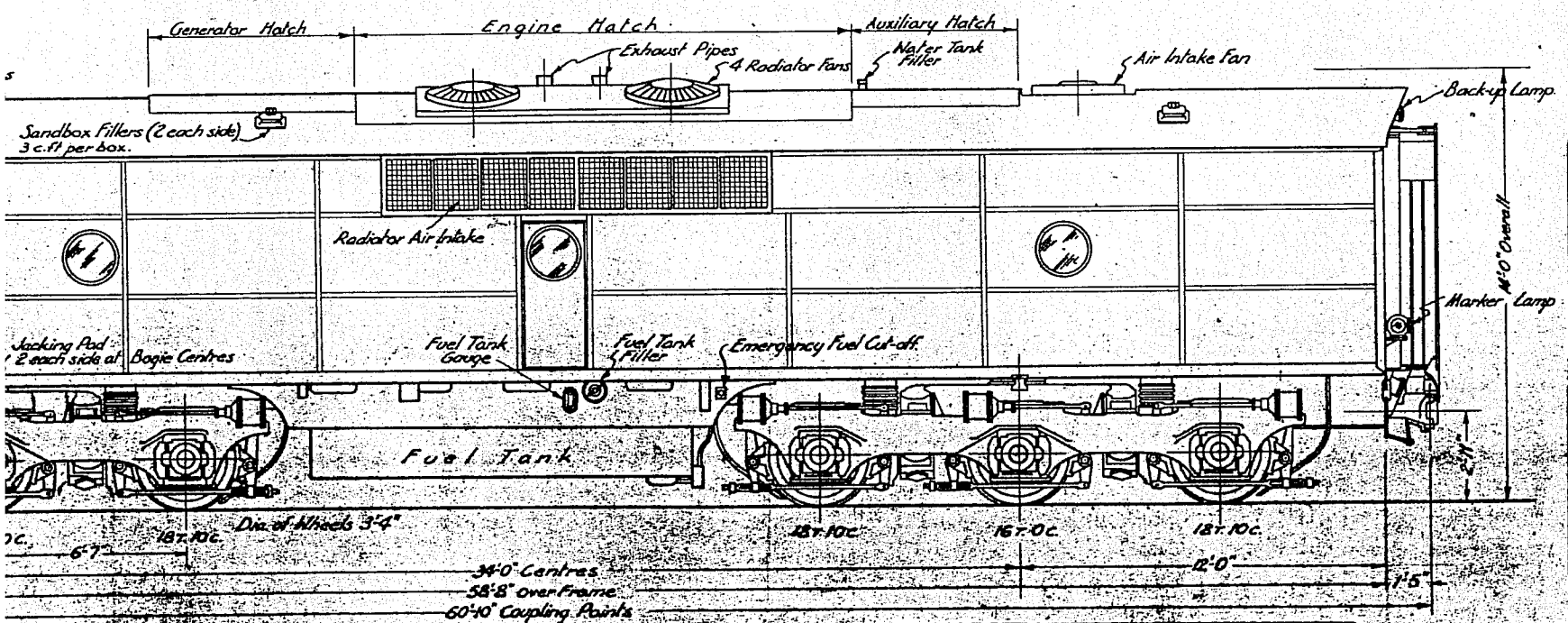

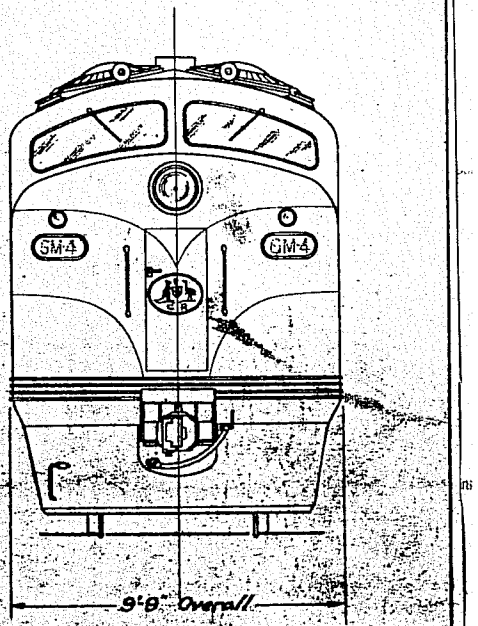

	SPECIFICATION
6-567B, Two Strokes	Fuel Oil Capacity: 1,500 gallons. (approx. wt. = 5T.12C.)
	Lubricating Oil Capacity: 165 gallons.
r Traction (D.C.)	Cooling Water Capacity: 185 gallons.
C.)	Fans: 4 Radiator; 1 Engine Room; 4 Traction Motor.
ion = 41,440 lbs.	Weight of Locomotive Roadworthy: 106 tons. (inc. 3T.12C. fuel)
00 lbs.	" " One Bogie Complete: 51,500 lbs.
/s.	" " Engine & Generator: 42,000 lbs.
	" " on Driving Wheels: 74 tons.
Cont. Rating 15 mph	Draft Gear: "Waugh" Friction Type "PA"; Static Cap. 400,000 lbs.

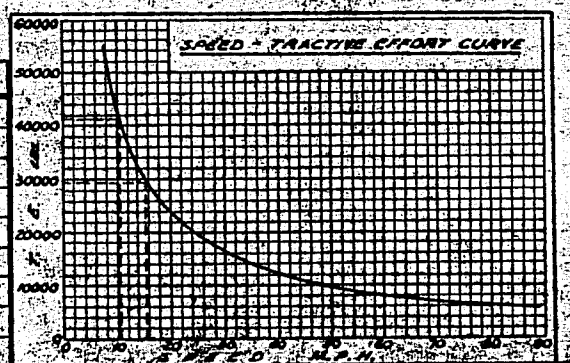

COMMONWEALTH RAILWAYS

DIESEL-ELECTRIC LOCOMOTIVE

GAUGE: 4'8½"

WHERE BUILT	No.	DATE
Clyde Engineering Co. Sydney, N.S.W.	11	1951-2

SCALE ½" = 1'0"

H. A. Smith
Chief Mechanical Engineer

CLASS GM

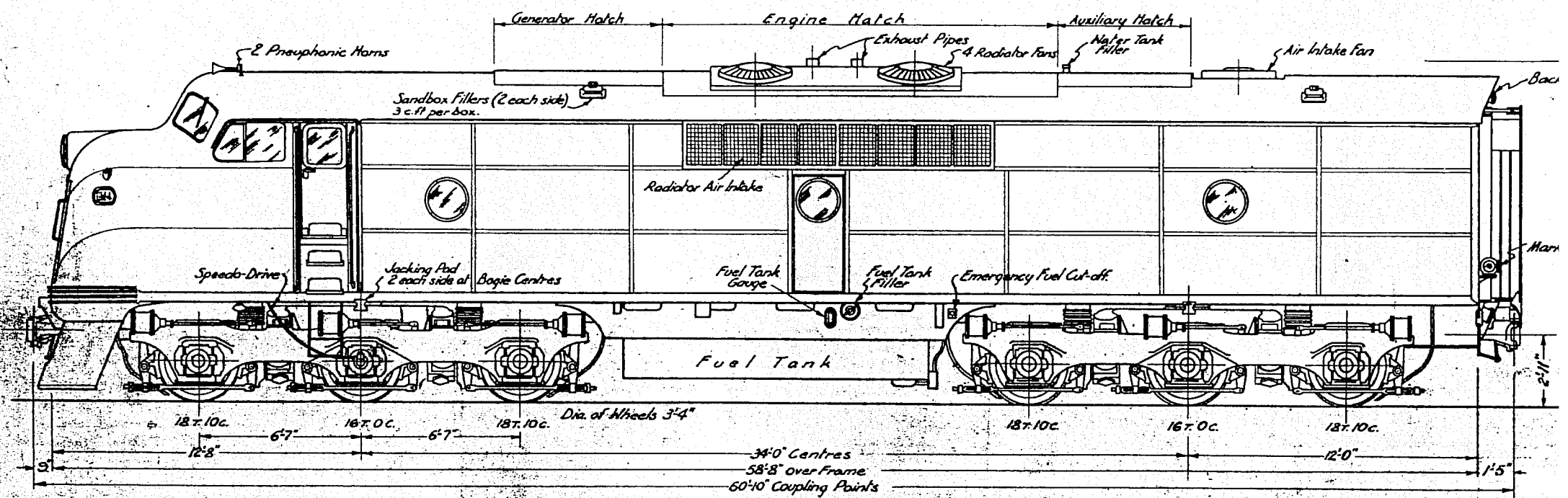

GENERAL SPECIFICATION	
Diesel Engine: General Motors EMD Type 16-567B, Two Stroke	Fuel Oil Capacity: 1,500 gallons. (approx. wt. = 5T. 12 c.)
Engine Speed: 275-800 RPM.	Lubricating Oil Capacity: 165 gallons.
Generator: Model D.12 converts 1500 HP for Traction (D.C.)	Cooling Water Capacity: 185 gallons.
Alternator: Model D.14 for Auxiliaries (A.C.)	Fans: 4 Radiator; 1 Engine Room; 4 Traction Motor.
Max. Tractive Effort: Starting, 25% adhesion = 41,440 lbs.	Weight of Locomotive Roadworthy: 106 tons (inc. 3T. 12c. fuel)
" " " : Continuous = 29,600 lbs.	" " One Bogie Complete: 51,500 lbs.
Four (4) Traction Motors - 8 Driving Wheels.	" " Engine & Generator: 47,000 lbs.
Gear Ratio: 58-19	" " on Driving Wheels: 74 tons.
Maximum Speed: 89 mph; Min. Speed at Cont. Rating = 15 mph.	Draft Gear: "Waugh" Friction Type "PA"; Static Cap. 400,000 lbs.

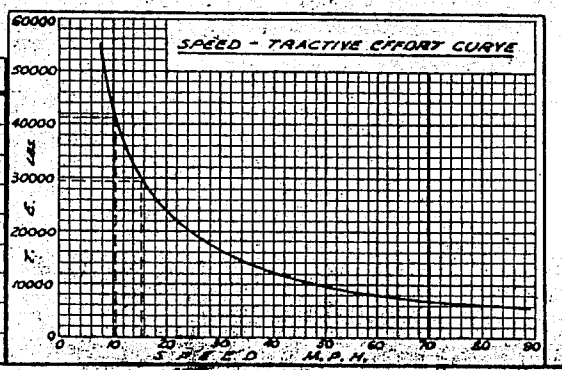

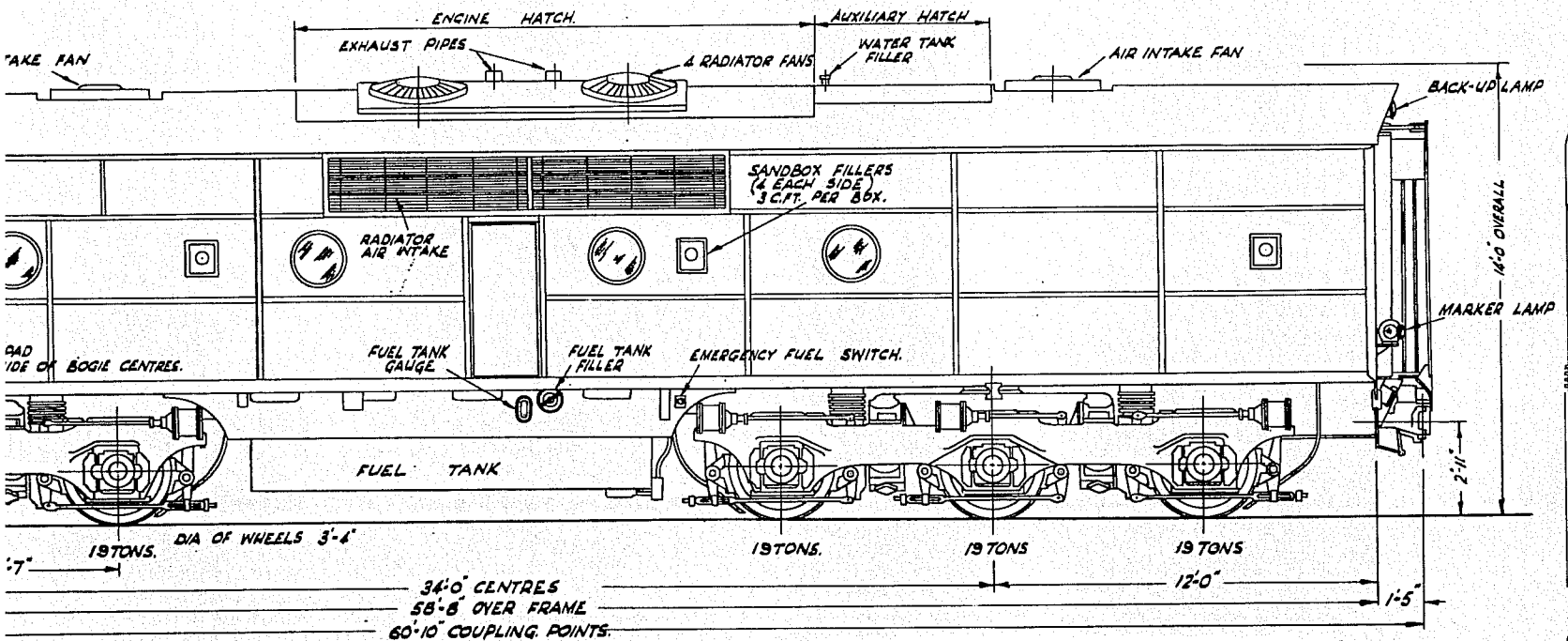

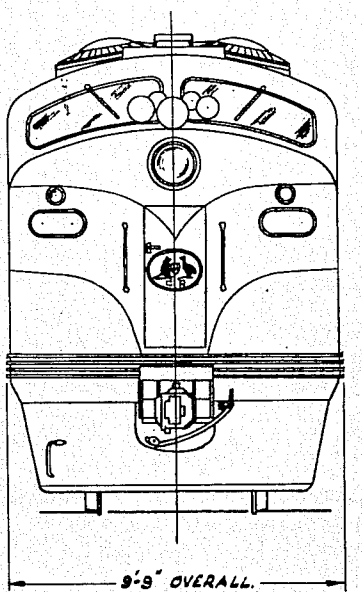

SPECIFICATION	
NO STROKE	FUEL OIL CAPACITY: 1500 GALLS. (APPROX WT. = 5T. 12C)
	LUBRICATING OIL CAPACITY: 165 GALLS.
ION (D.C)	COOLING WATER CAPACITY: 175 GALLS.
	FANS: 4 RADIATOR, 2 ENGINEROOM, 4 TRACTION MOTOR.
500 lbs	WEIGHT OF LOCOMOTIVE ROADWORTHY: 114 TONS (INC. 3T. 12C FUEL)
	" - ONE BOGIE COMPLETE: 58,000 lbs.
	" - ENGINE & GENERATOR: 47,000 lbs.
	" ON DRIVING WHEELS: 114 TONS.
9 MPH.	DRAFT GEAR: WAUGH FRICTION TYPE "PA" STATIC CAR 400,000 lbs.

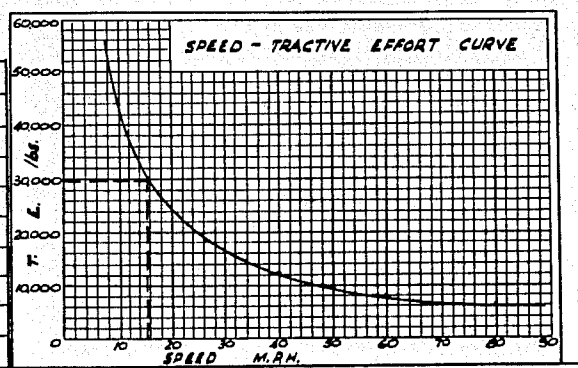

COMMONWEALTH RAILWAYS

DIESEL - ELECTRIC LOCOMOTIVE

GAUGE: 4'-8½"

WHERE BUILT	NO.	DATE
CLYDE ENGINEERING CO. SYDNEY. N.S.W.	10	1957

SCALE ½" = 1'-0" J.L.M. 9.11

K. A. Smith
Chief Mechanical Engineer

CLASS GM

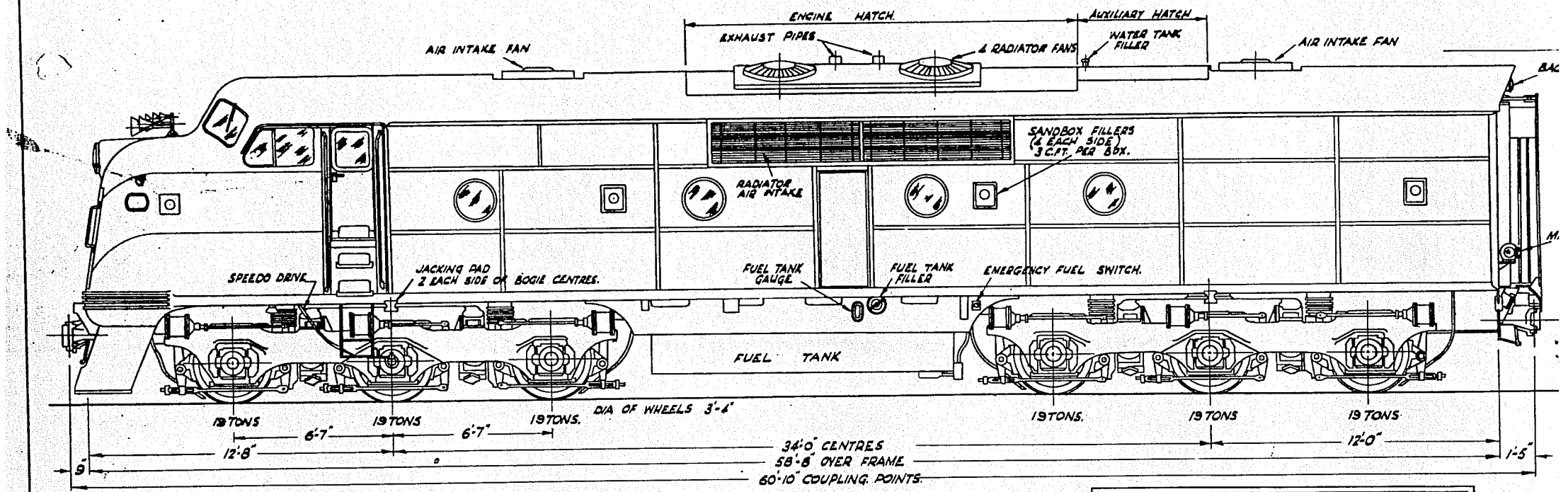

GENERAL	SPECIFICATION
DIESEL ENGINE : GENERAL MOTORS EMD TYPE 16-567C TWO STROKE.	FUEL OIL CAPACITY : 1500 GALLS. (APPROX WT. = 5T. 12C)
ENGINE SPEED : 275 - 835 RPM.	LUBRICATING OIL CAPACITY : 165 GALLS.
GENERATOR : MODEL D-12 CONVERTS 1500 HP FOR TRACTION (D.C)	COOLING WATER CAPACITY : 175 GALLS.
ALTERNATOR : MODEL D-14 FOR AUXILIARIES (A.C.)	FANS : 4 RADIATOR, 2 ENGINEROOM, 4 TRACTION MOTOR.
MAX. TRACTIVE EFFORT : STARTING, 25% ADHESION = 63,500 lbs	WEIGHT OF LOCOMOTIVE ROADWORTHY : 114 TONS (INC. 3T. 12C FUEL)
" " " : CONTINUOUS = 49,500 lbs.	" " ONE BOGIE COMPLETE : 58,000 lbs.
SIX (6) TRACTION MOTORS — 12 DRIVING WHEELS.	" " ENGINE & GENERATOR : 47,000 lbs.
GEAR RATIO : 58 : 19	" ON DRIVING WHEELS : 114 TONS.
MAX. SPEED : 83 MPH; MIN. SPEED AT CONT. RATING, 9 MPH.	DRAFT GEAR : WAUGH FRICTION TYPE "PA" STATIC CAP. 400,000 lbs.

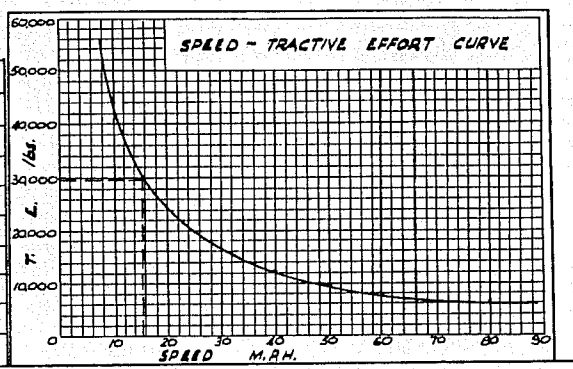

N° 14

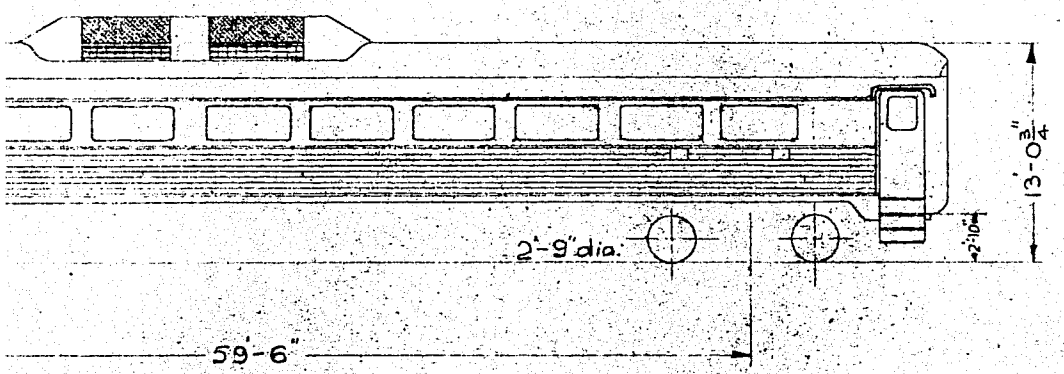

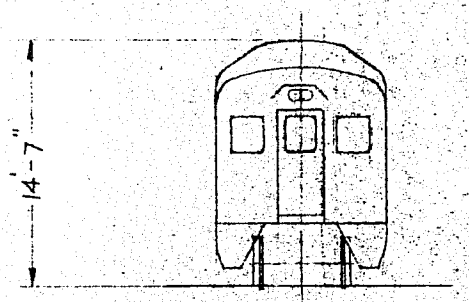

NOTE:
For Budd Rail Car with buffet see Diagram N° 15.

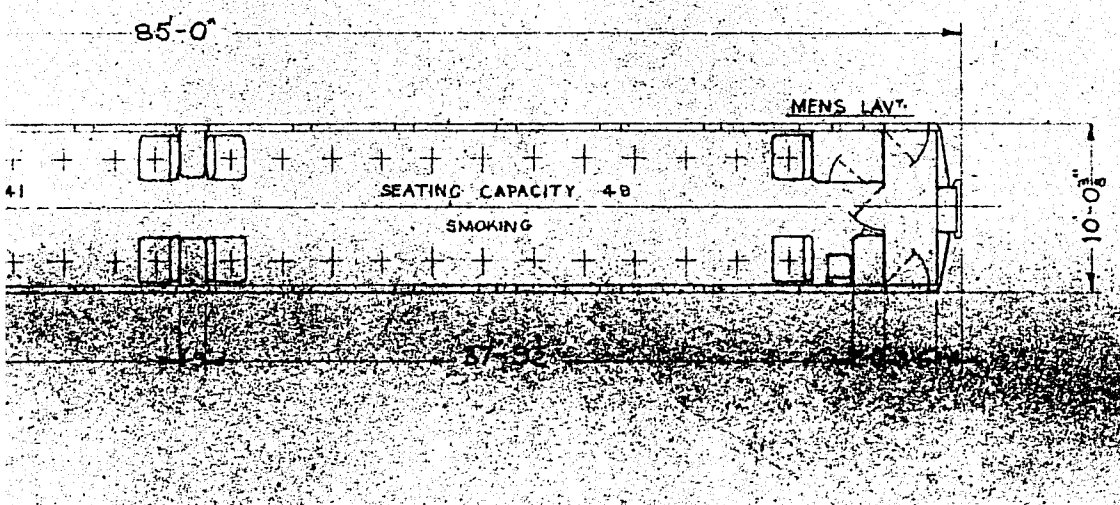

NOTE.

N°	WEIGHT.			
CB	T.	C.	Q.	Lbs.
1	49	1	1	0
2	49	5	2	4

COMMONWEALTH RAILWAYS BUDD RAIL CAR CLASS CB 4'-8 1/2" GAUGE		
To Seat 90 Passengers		
Tare Weight - See Note		
Where Built.	N°	Date
U.S.A.	2	1951
Scale 1/4" = 1'-0"		

CHIEF MECHANICAL ENGINEER

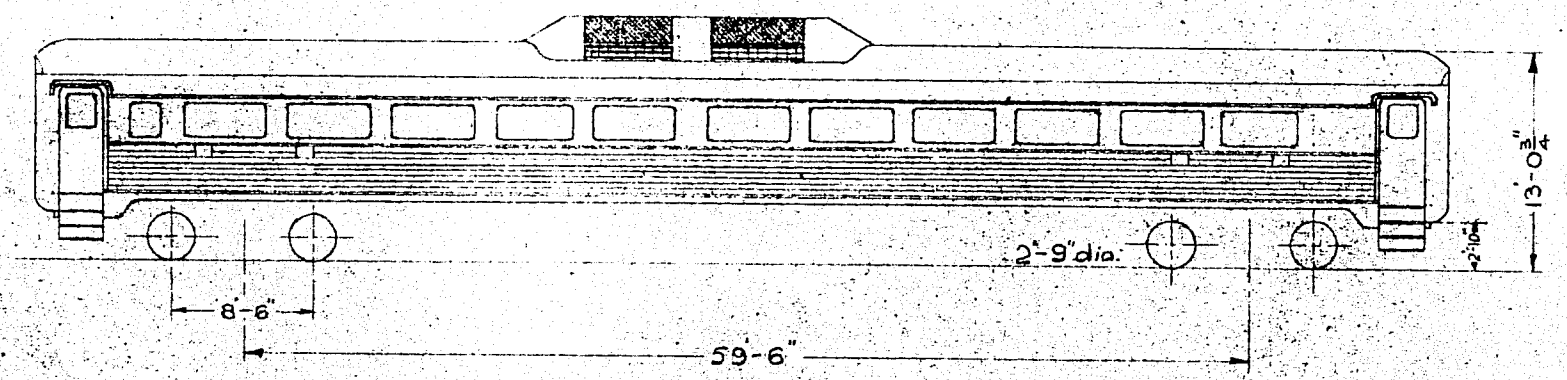

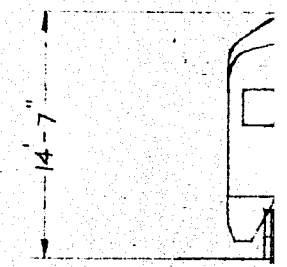

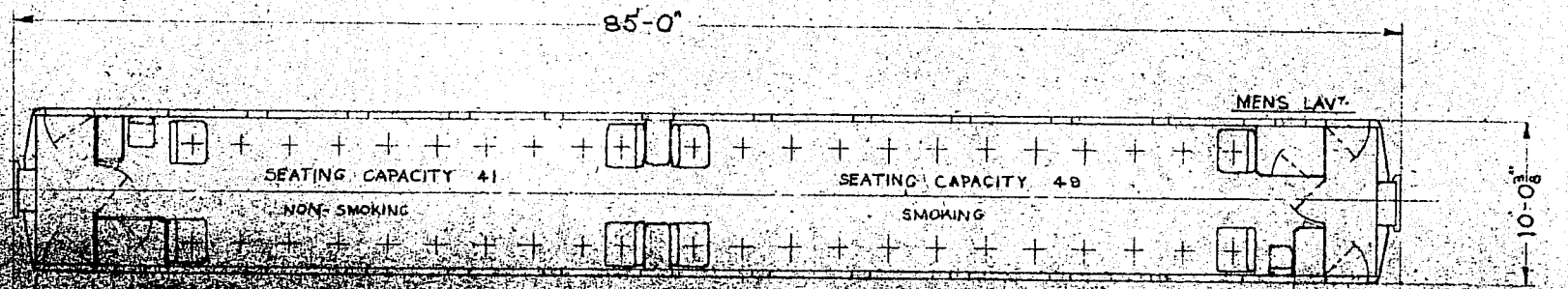

NOTE.

No.	WEIGHT.		
CB	T.	C.	Q.
1	49	1	1
2	49	5	2

K.B.H.

14-R

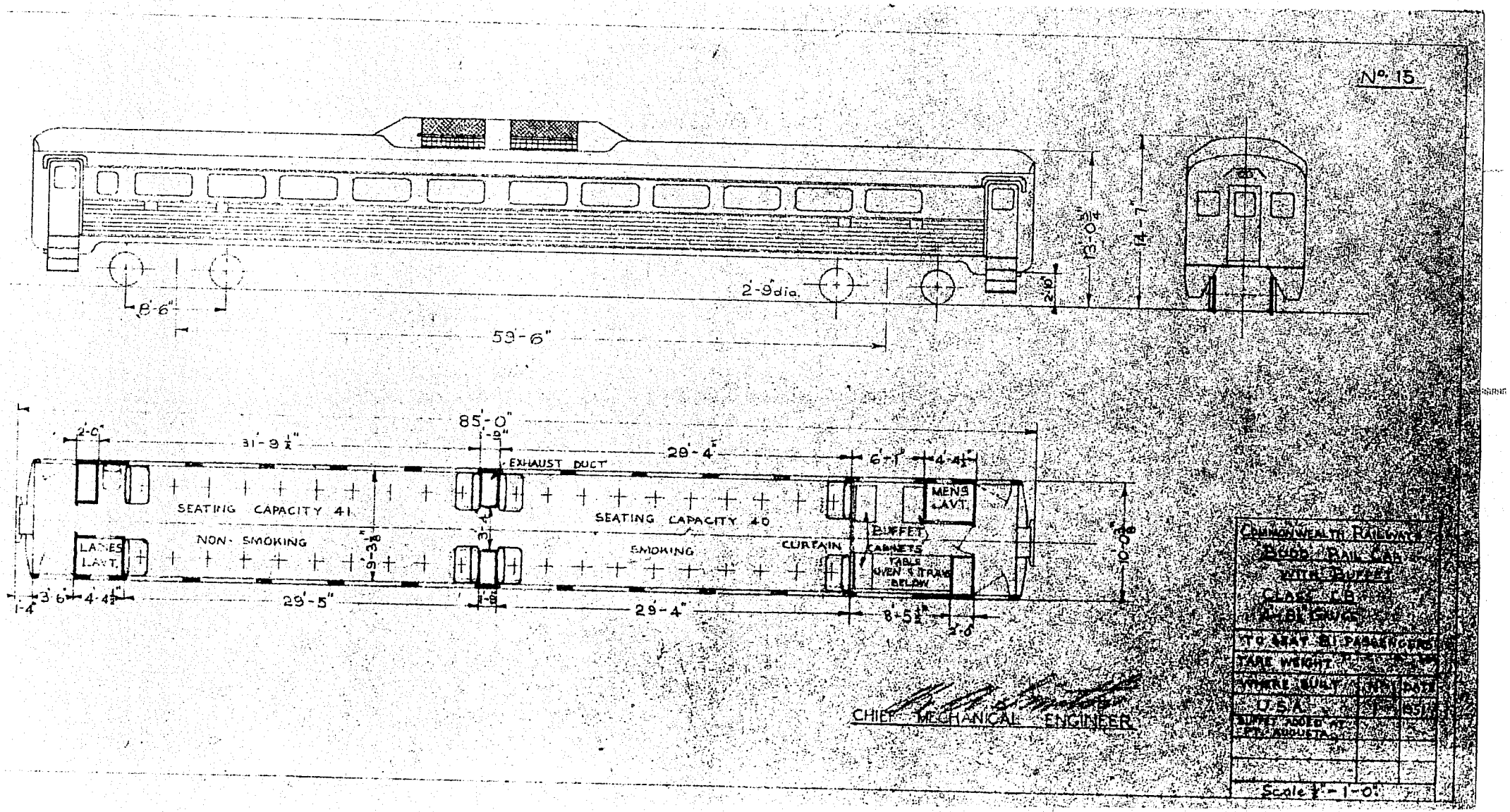
No. 15
2'-9" dia.
8'-6"
59'-6"
13'-0 3/4"
14'-7"
2'-6"
85'-0"
2'-0"
31'-9 1/2"
1'-8"
EXHAUST DUCT
29'-4"
6'-1"
4'-4 1/2"
MEN'S LAVT.
SEATING CAPACITY 41
SEATING CAPACITY 40
NON-SMOKING
SMOKING
CURTAIN
BUFFET
CABINETS
TABLE OVEN & TRAY BELOW
LADIES LAVT.
9'-3 3/8"
3'-1"
10'-3 3/8"
1'-4"
3'-6"
4'-4 1/2"
29'-5"
1'-8"
29'-4"
8'-5 1/2"
2'-6"
CHIEF MECHANICAL ENGINEER
COMMONWEALTH RAILWAYS
BUDD RAIL CAR
WITH BUFFET
CLASS C.B.
A.B.R. GAUGE
TO SEAT 81 PASSENGERS
TARE WEIGHT
WHERE BUILT
U.S.A.
BUFFET ADDED AT
LITHGOW AUGUSTA
Scale 1/8" - 1'-0"

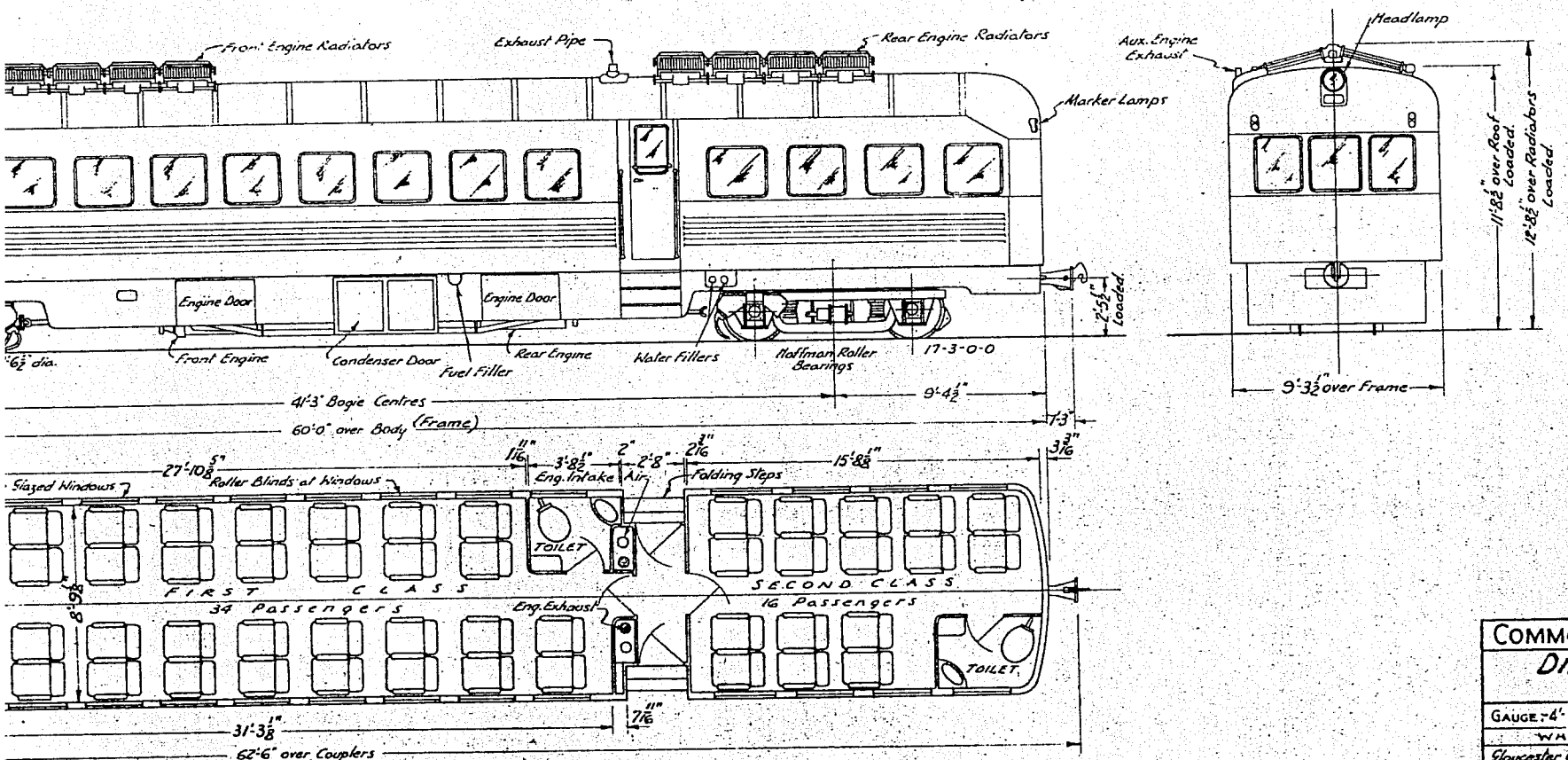

E C I F I C A T I O N	
	Electric Supply: 110 v. D.C; 24 v. D.C. for Engine Starting, Headlamps & Emergy.
1700 RPM (Cont	Fuel Capacity: 113 gallons.
1400 RPM (Cont.)	Air Brake: Westinghouse, WSC-2 Brake Valve; 2 DH16 Compressors.
	Air Conditioning: J. Stone & Co.
	Draft Gear: C.R. Standard (Modified Farlow).

CARS No. NDH.1 & NDH.2 on NORTH AUSTRALIA RAILWAY.
" " NDH.3 to NDH.6 on CENTRAL " " "
" - NDH.5 converted to 4'-8½" gauge. Jan. 1957.

COMMONWEALTH RAILWAYS		
DIESEL - HYDRAULIC RAIL CAR		
GAUGE: 4'-8½"	TARE WT: 36t. 14c. 2q.	
WHERE BUILT	NO.	DATE
Gloucester Carr. & Wagon Co, England. (designed by Comm. Eng. Co., Sydney.)		1954
Capacity: 50 Passengers: 34 1st, 16 2nd.		
SCALE 3/16" = 1'-0" W.P.H. 5-56	K. A. Smith Chief Mechanical Engineer	CLASS DH

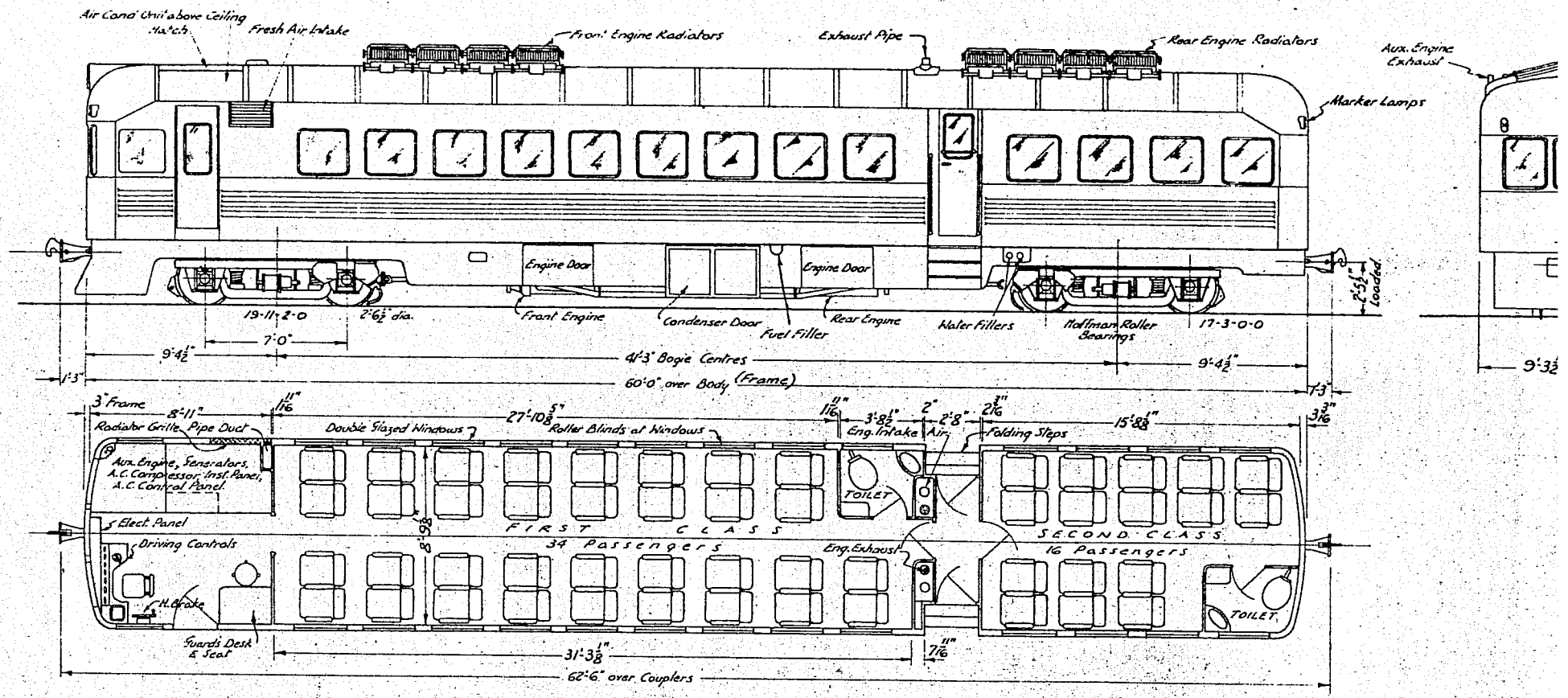

SPECIFICATION	
Car Body :- Steel Frame, Aluminium Panels.	Electric Supply: 110 v. D.C; 24 v. D.C. for Engine Starting, Headlamps & Energy
Diesel Engines :- 2 GM Series 71, 6 cyl., 2 stroke, 140 HP at 1700 RPM (Cont	Fuel Capacity: 113 gallons.
Auxiliary Engine :- GM Series 71, 2 cyl., 2 stroke; 39 HP at 1400 RPM (Cont.)	Air Brake: Westinghouse, WSC-2 Brake Valve; 2 DH16 Compressors.
Transmission :- Allison Torque Converter, Series 600.	Air Conditioning: J. Stone & Co.
Axle Gear Unit :- David Brown.	Draft Gear: C.R. Standard (Modified Farlow).

CARS No. NDH.1 & NDH.2 on NORTH AUSTRALIA
" " NDH.3 to NDH.6 on CENTRAL " "
" " NDH.5 converted to 4'-8½" gauge. J

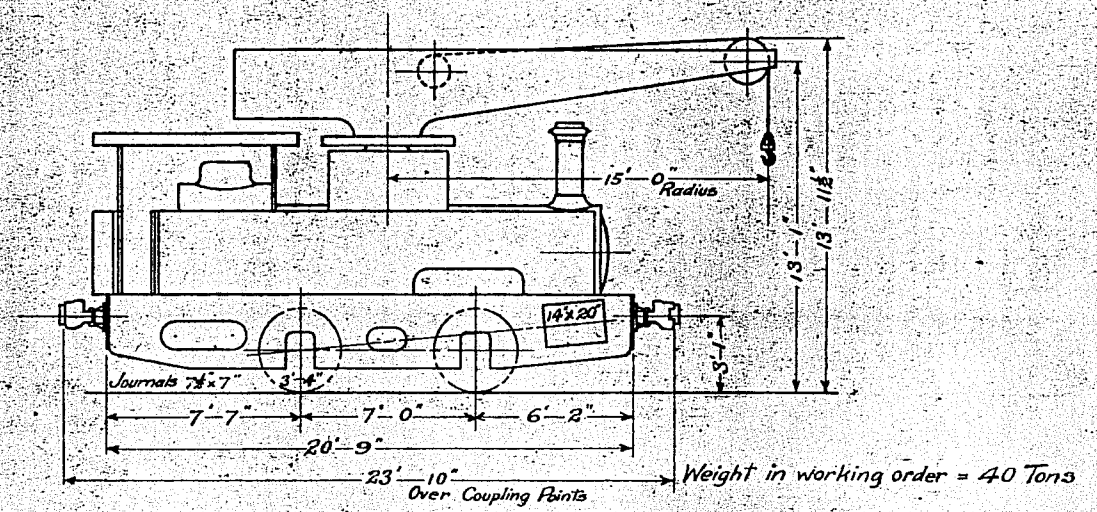

Tractive Force	= 12500 lbs
Working Pressure	= 160 lbs per □"
Coal Capacity	= 14 cwt.
Water "	= 520 gallons
Heating Surface: Tubes	= 518 sq. ft.
" " Firebox	= 44 " "
" " Total	= 562 " "
Size of Journals	= 7" x 7½"

COMMONWEALTH RAILWAYS

5 TON LOCOMOTIVE CRANE

Crane No. 1

WHERE BUILT	No	DATE
Hudswell Clerk & Co	1	15-9-13

G. A. Gahan
CHIEF ENGINEER
5/3/28

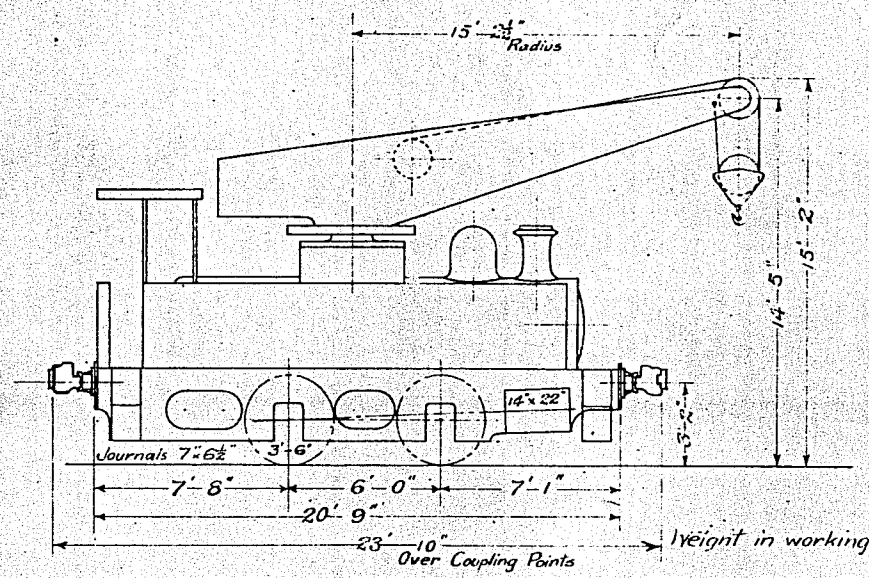

Weight in working order = 40 Tons.

Tractive Force	= 13,000 lbs
Working Pressure	= 160 lbs per □"
Coal Capacity	= 7 cwt.
Water "	= 750 gallons
Heating Surface; Tubes	= 588 sq. ft.
" " Firebox	= 61 " "
" " Total	= 649 " "
Size of Journals	= 7" long x 6½" Dia.

COMMONWEALTH RAILWA

5 TON LOCOMOTIVE CRAN

Crane No 2

WHERE BUILT	No	DA
A. Barclay Sons & Co.	1	25-

G. A. Gahan
CHIEF ENGINEER
5/3/28

A. Barclay Sons & Co - 1 - 25-11-13

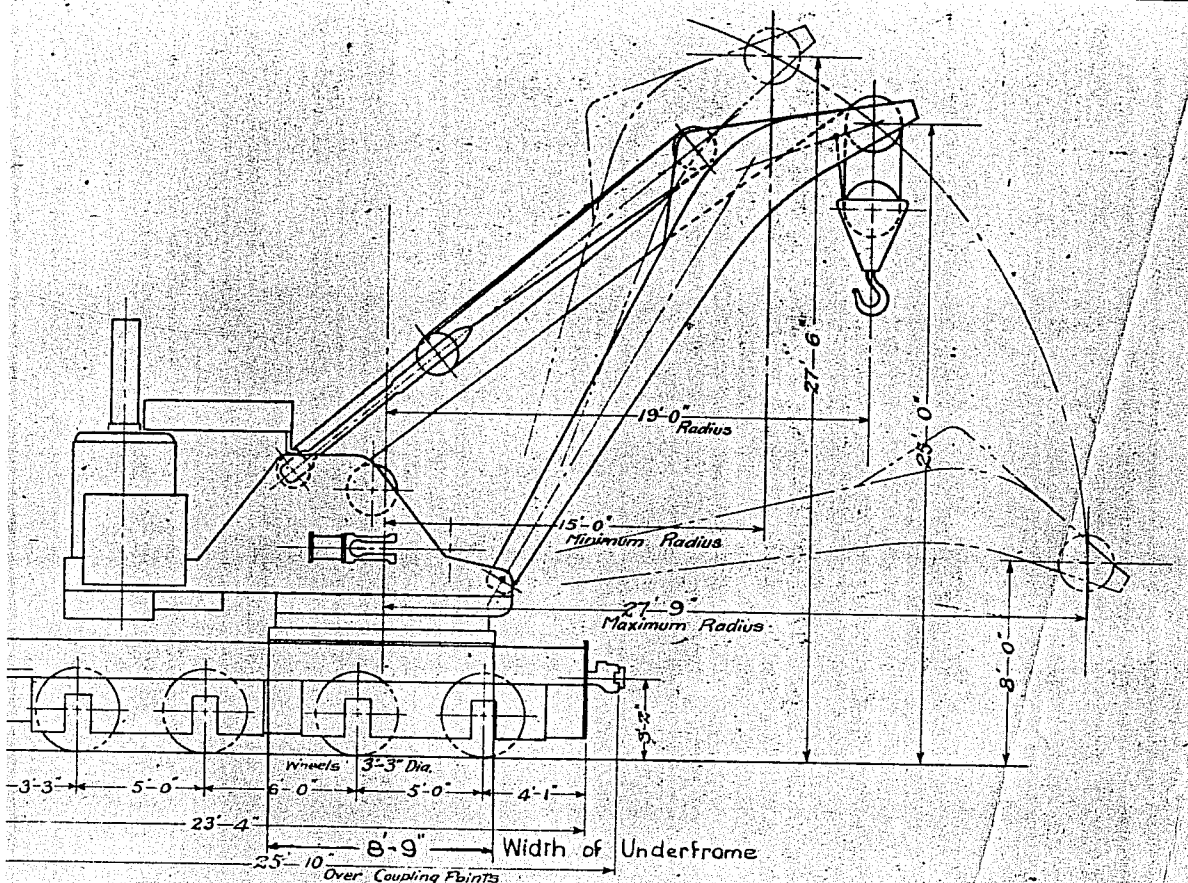

Weight empty 61-18-1-12
T. C. q. lbs

TO LIFT:
30 Tons at 19'-0" Radius, Propped.
6 " " 20'-0" " , Unpropped.
Decreasing to zero at maximum radius.

NOTE:
For Crane No 4, built by J. Booth & Bros., the maximum capacity is a lift of 30 Tons at 18'-0" radius (from Contract Documents held in Melbourne Office).

COMMONWEALTH RAILWAYS
30 Ton BREAKDOWN CRANE
Crane No 3
~~Standard Gauge~~

WHERE BUILT	No	DATE
Ransomes & Rapier Ltd	1	16-2-14
Crane No 4 → J. Booth & Bros Ltd	1	12-7-14

Scale 1/16" = 1'-0"

G. C. Gahan
CHIEF ENGINEER
3/3/28

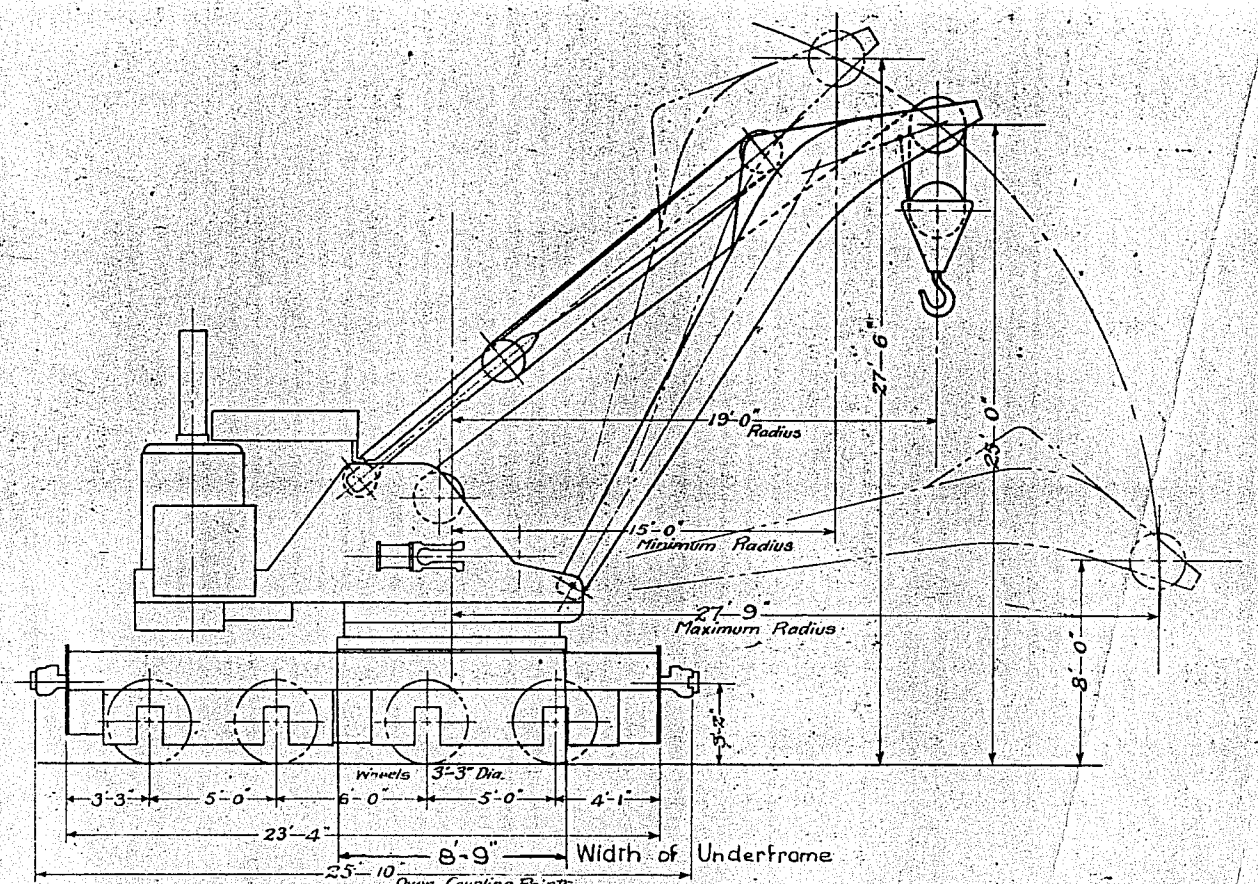

T. C. q. lbs
Weight empty 61-18-1-12

TO LIFT:
30 Tons at 19'-0" Radius, Propped.
6 " " 20'-0" " , Unpropped.
Decreasing to zero at maximum radius.

NOTE:
For Crane No 4, built by J. Booth &
maximum capacity is a lift of 30 To
(from Contract Documents held in Melb

COMMONWEALTH RAILWAYS
30 Ton BREAKDOWN CRANE
Crane No 3
[illegible] GAUGE [illegible]

WHERE BUILT	No	DATE
Ransomes & Rapier Ltd	1	16-2-14
Crane No 4 → J. Booth & Bros Ltd	1	12-7-14

Scale 1/16" = 1'-0"

G. A. Gahan
CHIEF ENGINEER
5/3/28

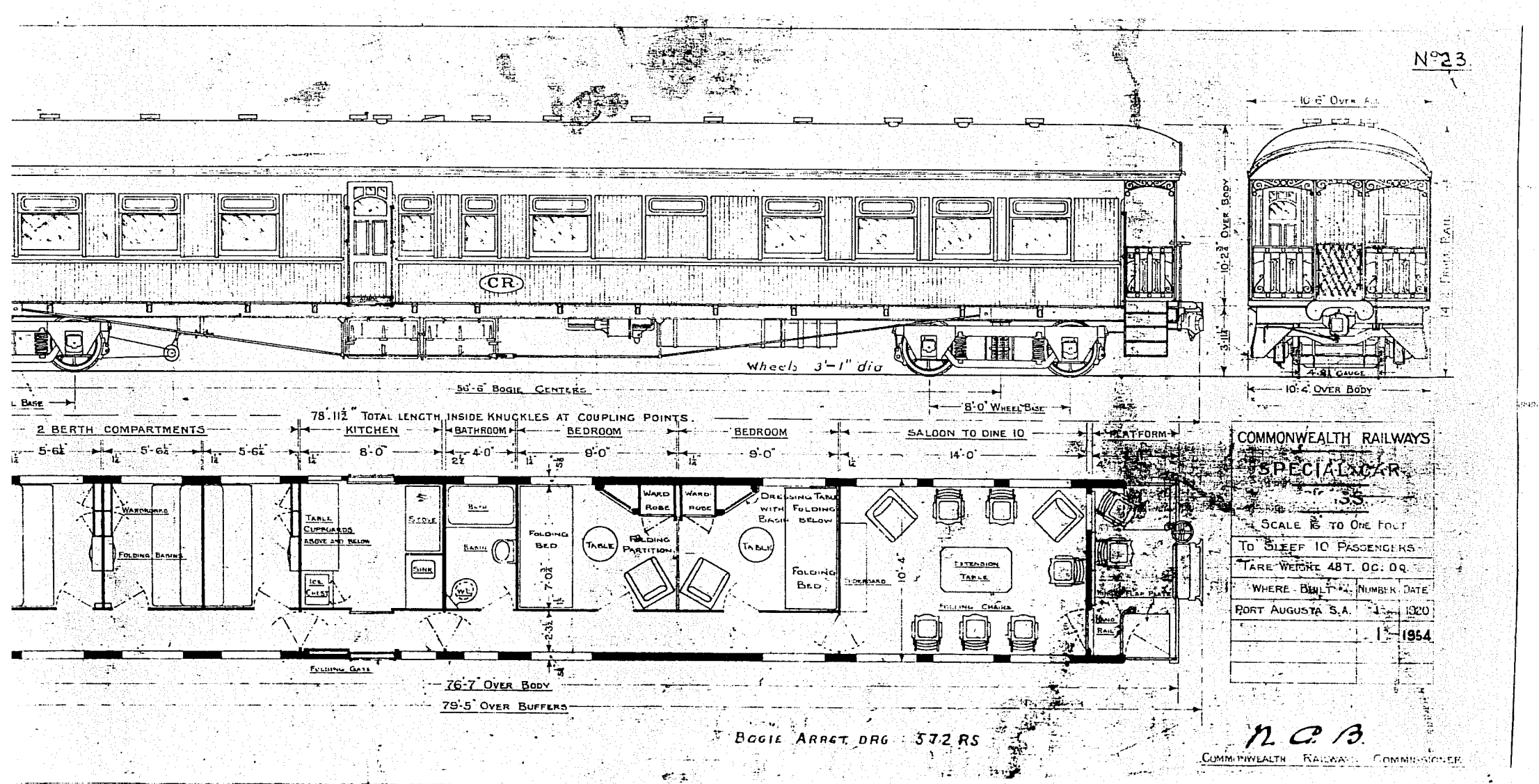
No 23
CR
Wheels 3'-1" dia
10'-6" Over All
10'-2¾" Over Body
3'-1½"
4'-8½" Gauge
10'-4" Over Body
50'-6" Bogie Centres
8'-0" Wheel Base
78'-11½" Total Length Inside Knuckles at Coupling Points.
2 Berth Compartments
Kitchen
Bathroom
Bedroom
Bedroom
Saloon to Dine 10
Platform
5'-6½"
5'-6½"
5'-6½"
8'-0"
4'-0"
9'-0"
9'-0"
14'-0"
Wardrobes
Folding Basins
Table Cupboards Above and Below
Ice Chest
Stove
Sink
Bath
Basin
W.C.
Folding Bed
Table
Ward Robe
Ward Robe
Folding Partition
Table
Dressing Table with Folding Basin Below
Folding Bed
Floorboard
Extension Table
Folding Chairs
Hinged Flap Plate
Hand Rail
Folding Gate
76'-7" Over Body
79'-5" Over Buffers
Bogie Arrgt. Drg. 572 RS
Commonwealth Railways
Special Car
Scale ½ to One Foot
To Sleep 10 Passengers
Tare Weight 48T. 0C. 0Q.
Where Built
Number
Date
Port Augusta S.A.
1
1920
1954
N. C. B.
Commonwealth Railways Commissioner

23-A

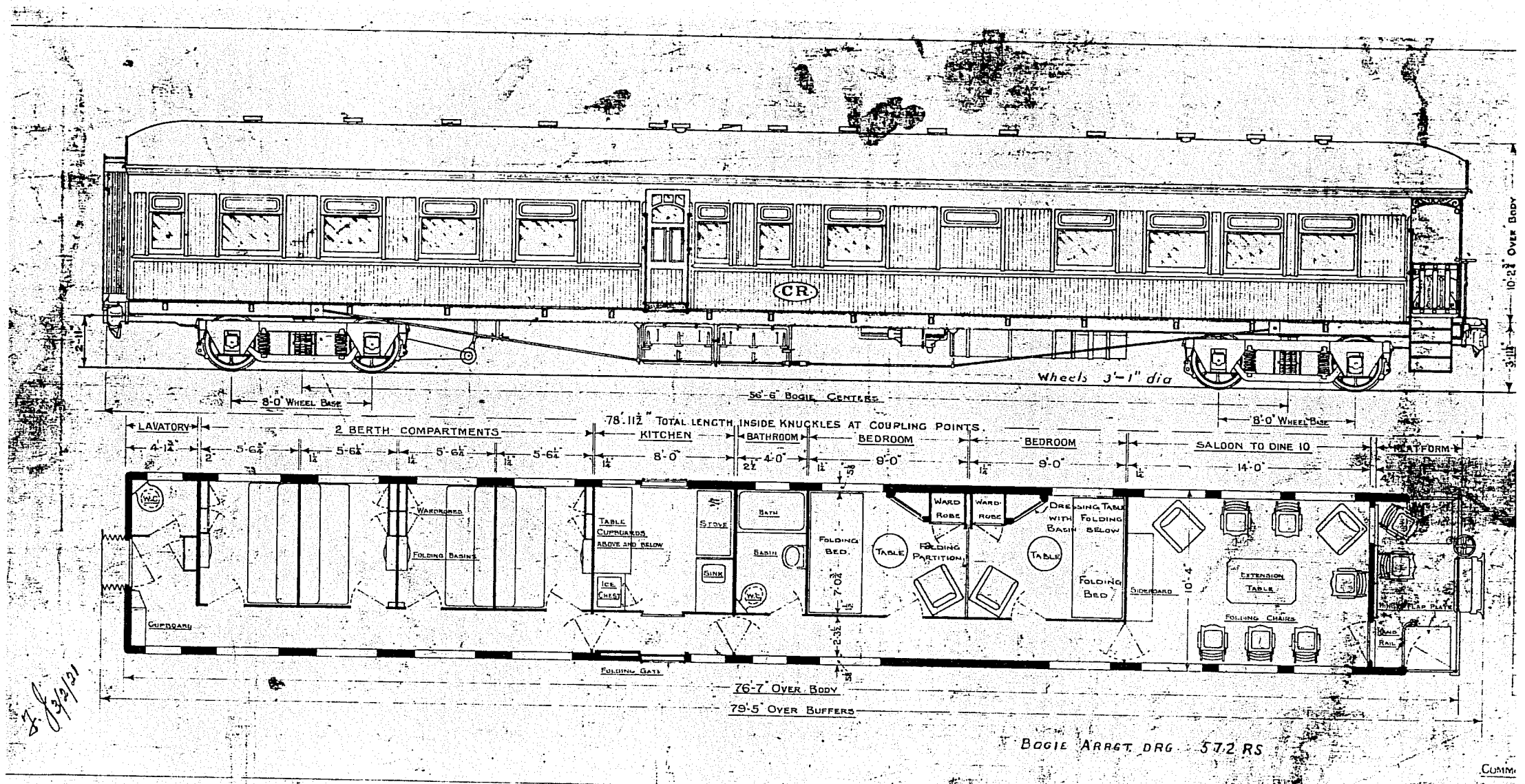
CR
Wheels 3'-1" dia
10'-2½" Over Body
3'-1½"
8'-0" Wheel Base
56'-6" Bogie Centres
8'-0" Wheel Base
78'-11½" Total Length Inside Knuckles at Coupling Points
Lavatory
2 Berth Compartments
Kitchen
Bathroom
Bedroom
Bedroom
Saloon to Dine 10
Platform
4'-1¾"
2'
5'-6¼"
¼"
5'-6¼"
¼"
5'-6¼"
¼"
5'-6¼"
¼"
8'-0"
¼"
2½"
4'-0"
¼"
9'-0"
¼"
9'-0"
¼"
14'-0"
W.C.
Wardrobe
Folding Basins
Cupboard
Table Cupboards Above and Below
Ice Chest
Stove
Sink
Bath
Basin
W.C.
Folding Bed
7'-0¾"
2'-3½"
Table
Folding Partition
Table
Ward Robe
Ward Robe
Dressing Table with Folding Basin Below
Folding Bed
Sideboard
10'-4"
Extension Table
Folding Chairs
Hand Rail
Folding Gate
76'-7" Over Body
79'-5" Over Buffers
Bogie Arrgt. Drg. 572 RS

23-B

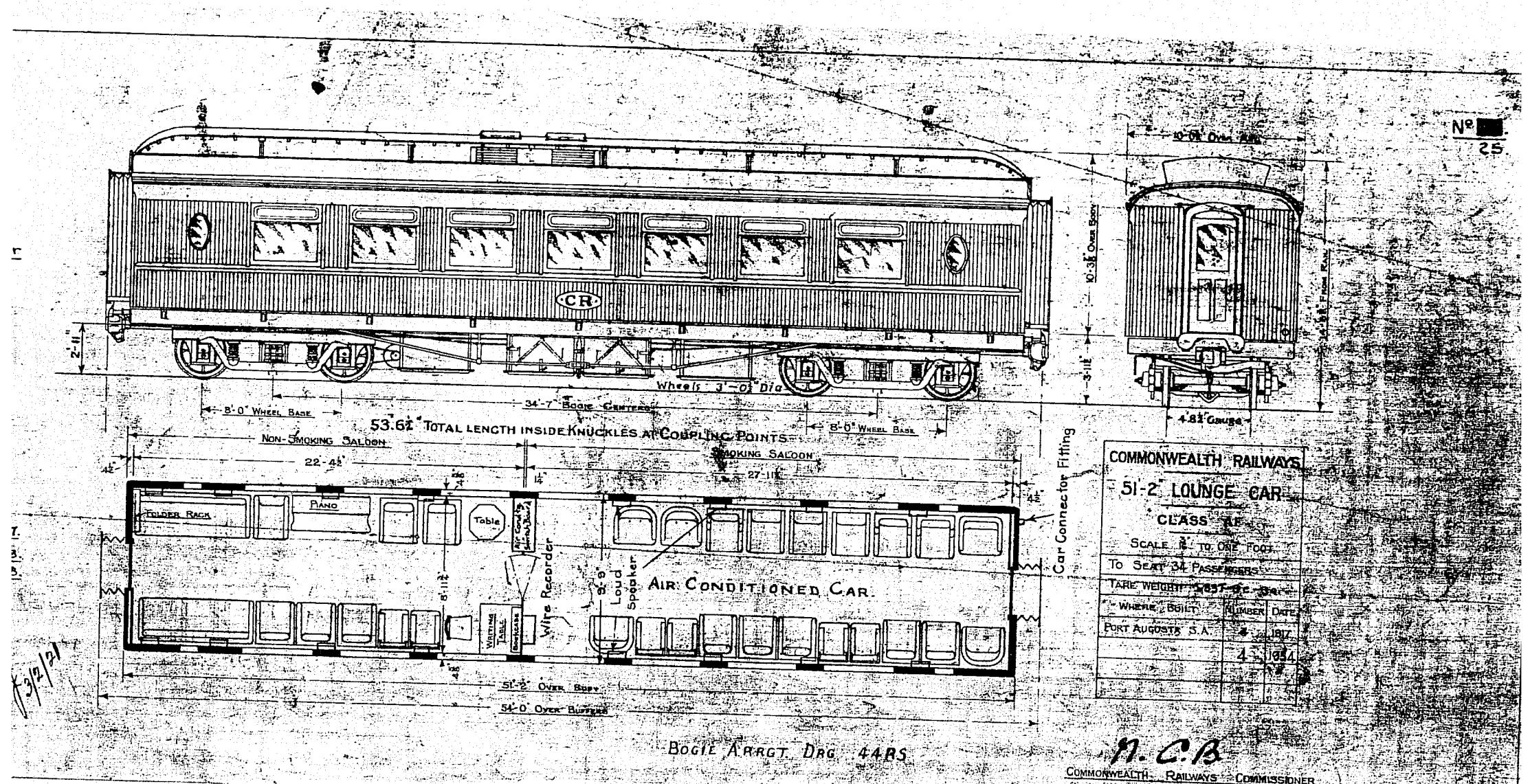

Car equped with Wire recorder.
AF 24.

All cars fitted with Air Cond equipment
AF24 Carriers equipment -1937
AF25 " " -1938
AF26 " " -1938

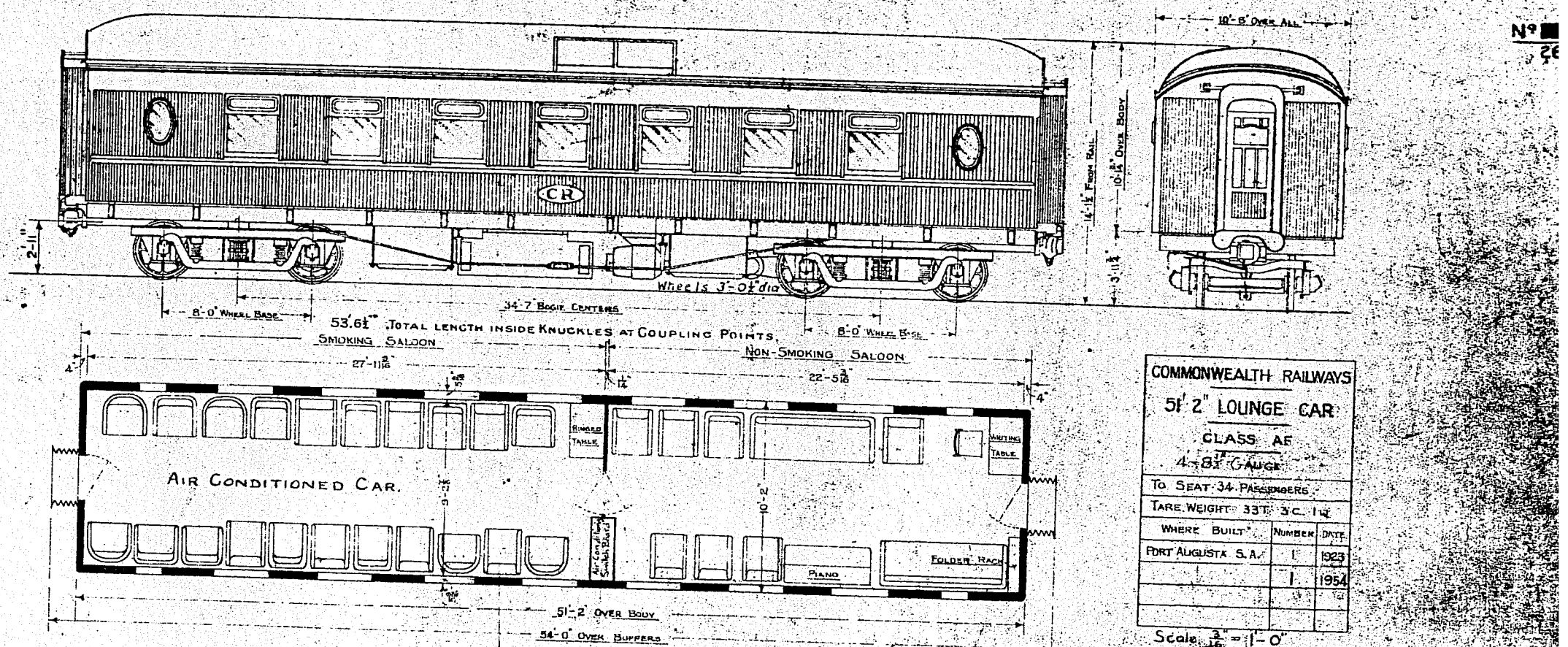

Car fitted with
Air Conditioning Equipment
AF49 Stores Equipment 1936

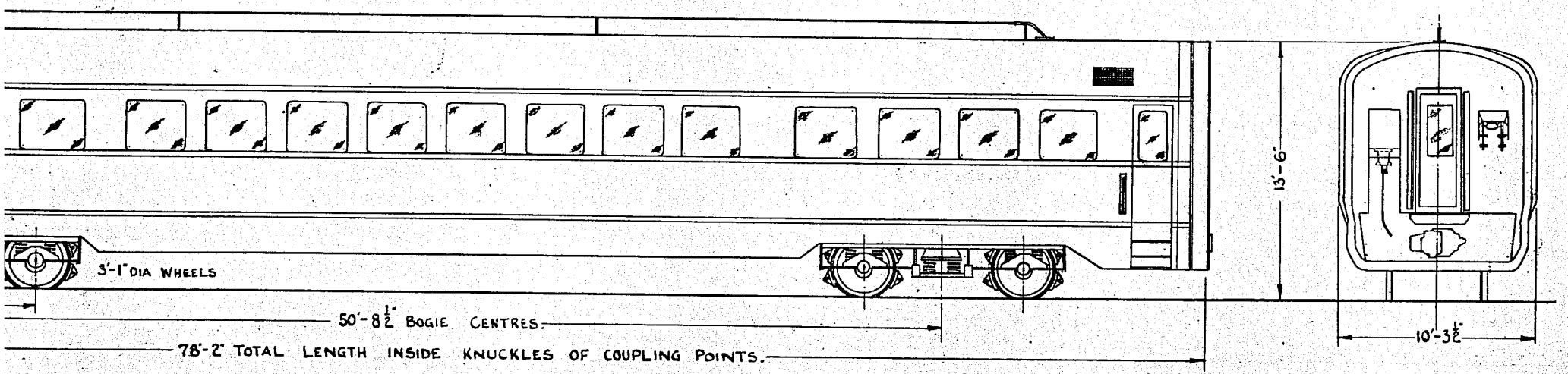

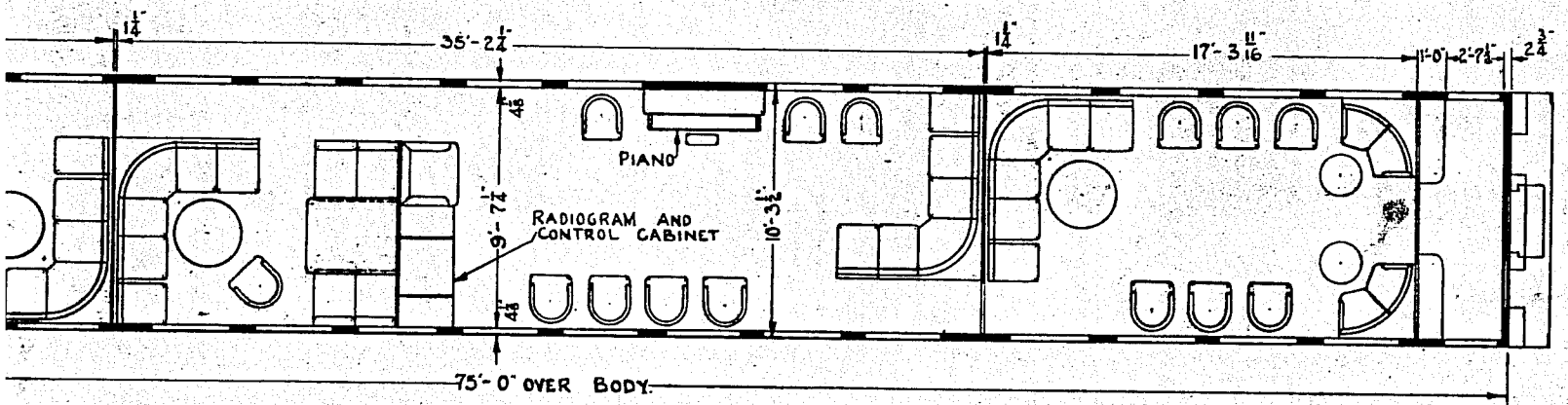

COMMONWEALTH RAILWAYS		
1ST CLASS LOUNGE CAR		
GAUGE: 4'-8½" TARE: 39T. 3c 2a		
WHERE BUILT	NO	DATE
WEGMANN AND Co KASSEL GERMANY	2	1952
SEATING ACCOMMODATION		53
SCALE 3/16" = 1'-0"	H. A. Smith	CLASS AP

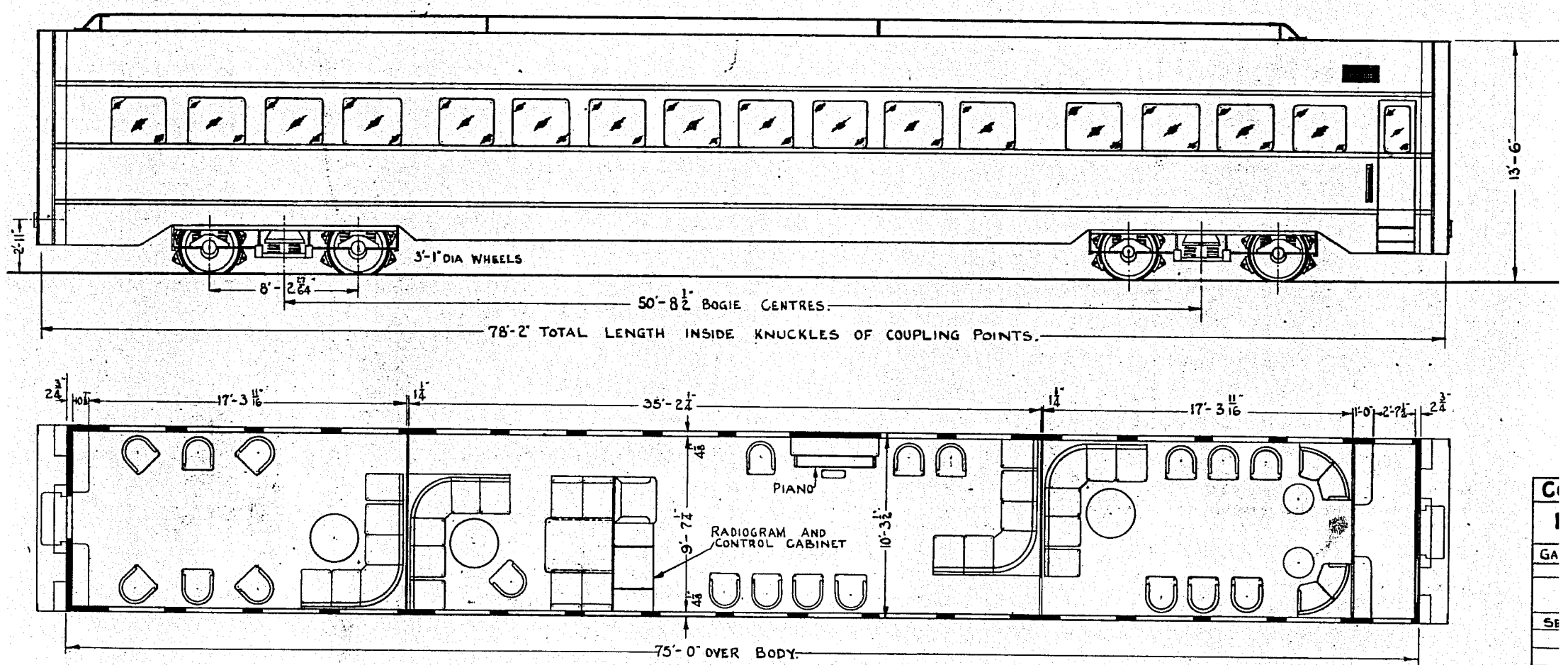
13'-6"
2'-11"
3'-1" DIA WHEELS
8'-2 57/64"
50'-8 1/2" BOGIE CENTRES.
78'-2" TOTAL LENGTH INSIDE KNUCKLES OF COUPLING POINTS.
2 3/4"
10 1/2"
17'-3 11/16"
1 1/4"
35'-2 1/4"
1 1/4"
17'-3 11/16"
1'-0"
2'-7 1/8"
2 3/4"
4 1/8"
9'-7 1/4"
4 1/8"
PIANO
RADIOGRAM AND CONTROL CABINET
10'-3 1/2"
75'-0" OVER BODY.

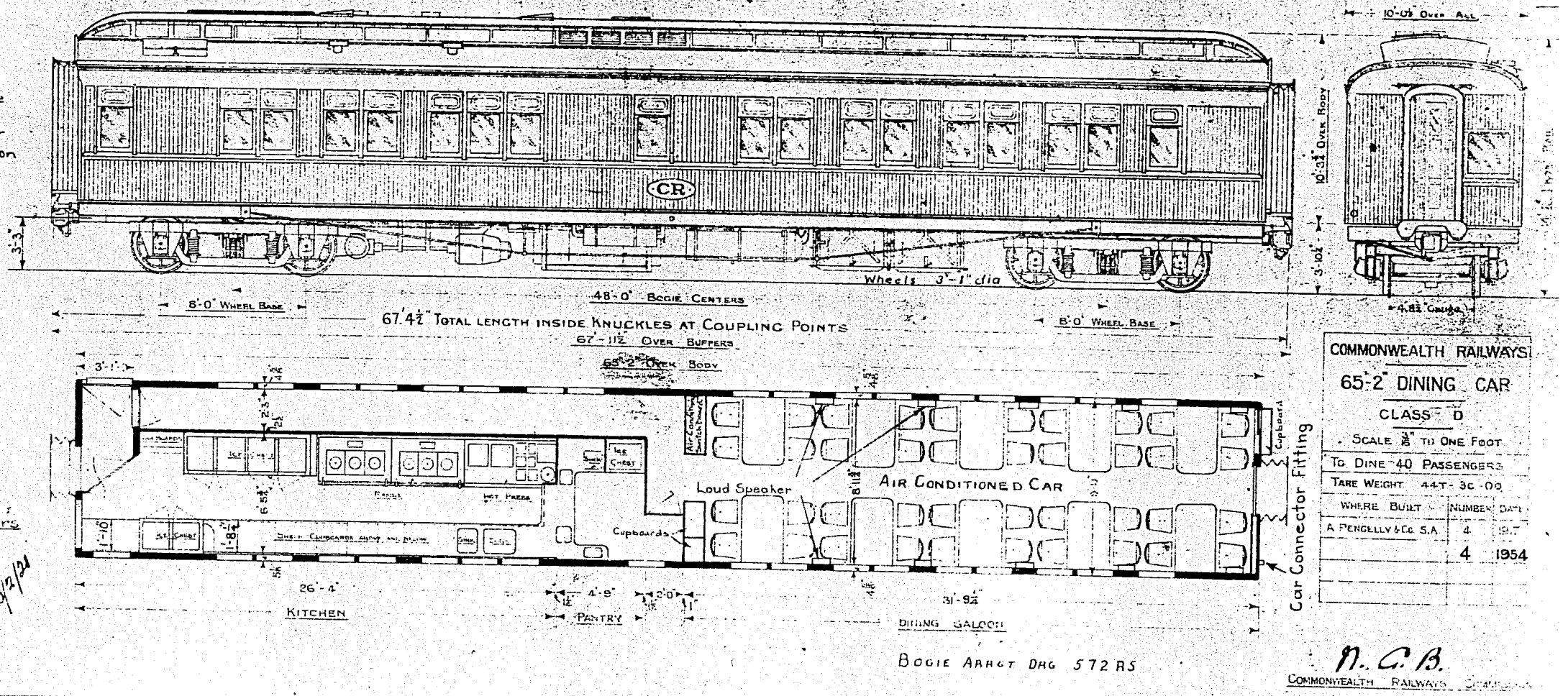
10'-0½" Over All
10'-3½" Over Body
3'-10½"
4'-8½" Gauge
3'-3"
CR
Wheels 3'-1" dia
8'-0" Wheel Base
48'-0" Bogie Centers
67'-4½" Total length inside Knuckles at Coupling Points
67'-1½" Over Buffers
65'-2" Over Body
8'-0" Wheel Base
3'-1"
Ice Chest
Bakers
Hot Press
Ice Chest
Shelf Cupboards above and below
Dining
Cupboards
Loud Speaker
Air Conditioned Car
Cupboards
Cupboard
Car Connector Fitting
26'-4"
Kitchen
4'-9"
Pantry
31'-9¼"
Dining Saloon
Bogie Arrgt Drg 572 RS
N. G. B.
Commonwealth Railways Signature
Commonwealth Railways
65'-2" Dining Car
Class D
Scale 3/8" to One Foot
To Dine 40 Passengers
Tare Weight 44T-3C-0Q
Where Built
Number
Date
A Pengelly & Co S.A
4
4
1954

NOTE:

In the case of D22 the Roof Unit is located at the extreme end of the Dining Saloon and not in the centre of car as in the case of D20, 21 and 23.

The Switch Board in this car is located in the end wall of Saloon where marked Cupboard in the Diagram.

All cars fitted with Air Conditioning Equipment.

D20	Carriers' Equipment	1937
D21	" "	1938
D23	" "	1938
D22	Stone's "	1936

Cars equipped with Loud Speakers

D23

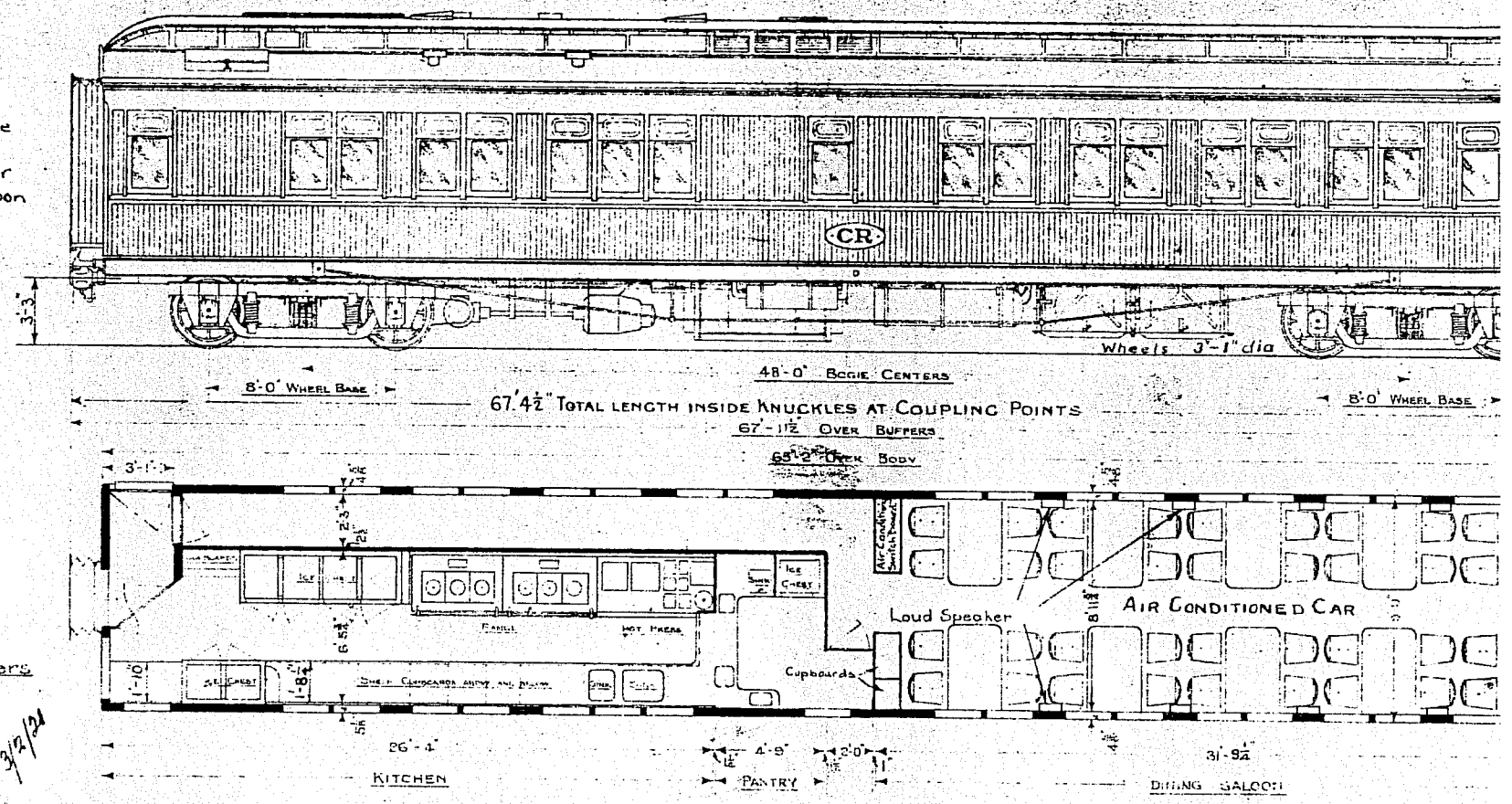

Bogie Arrgt Drg 572 A5

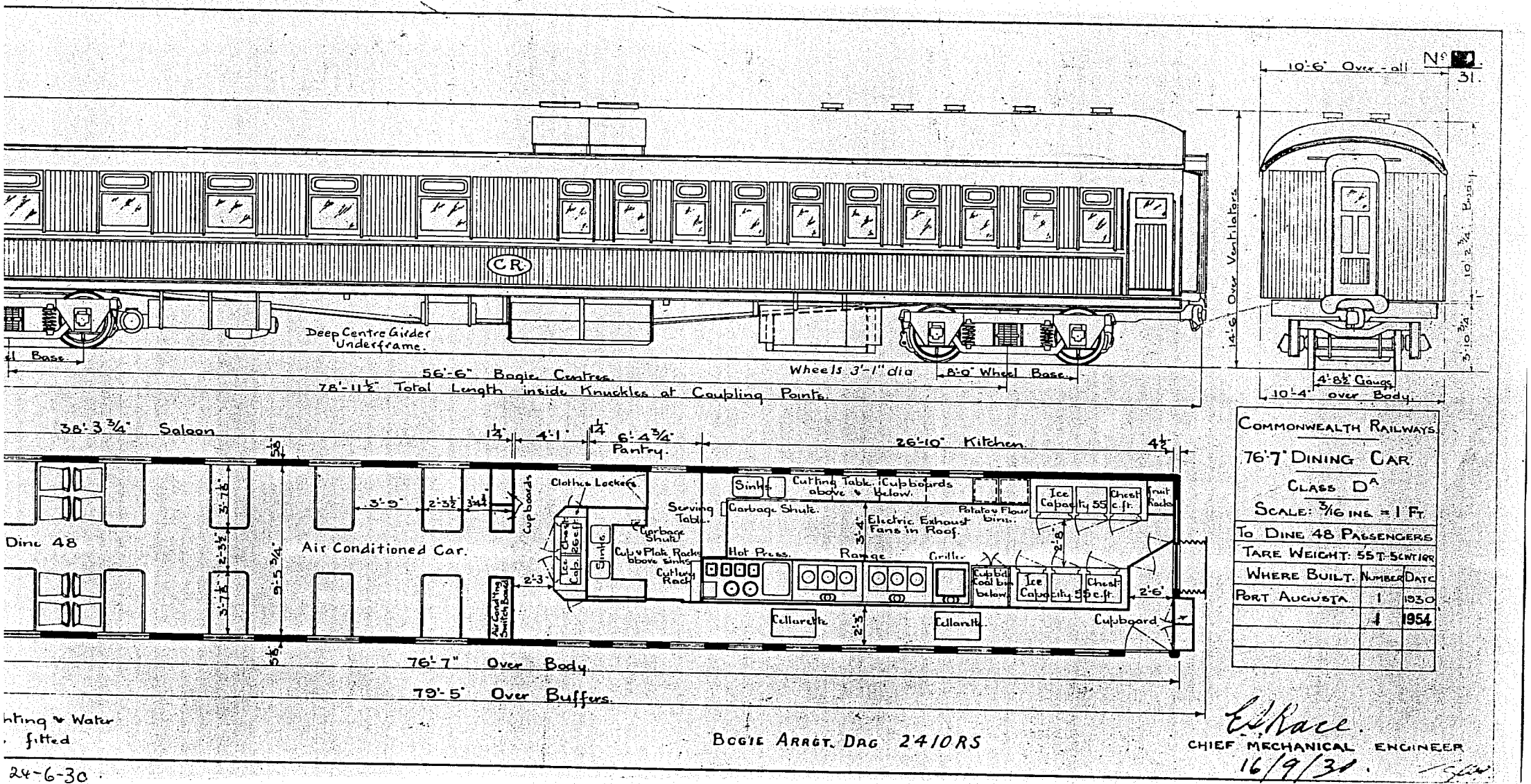

ting & Water
fitted

24-6-30.

DA 52 fitted with
Carriers Air-Conditioning
Equipment - 1939

21-A

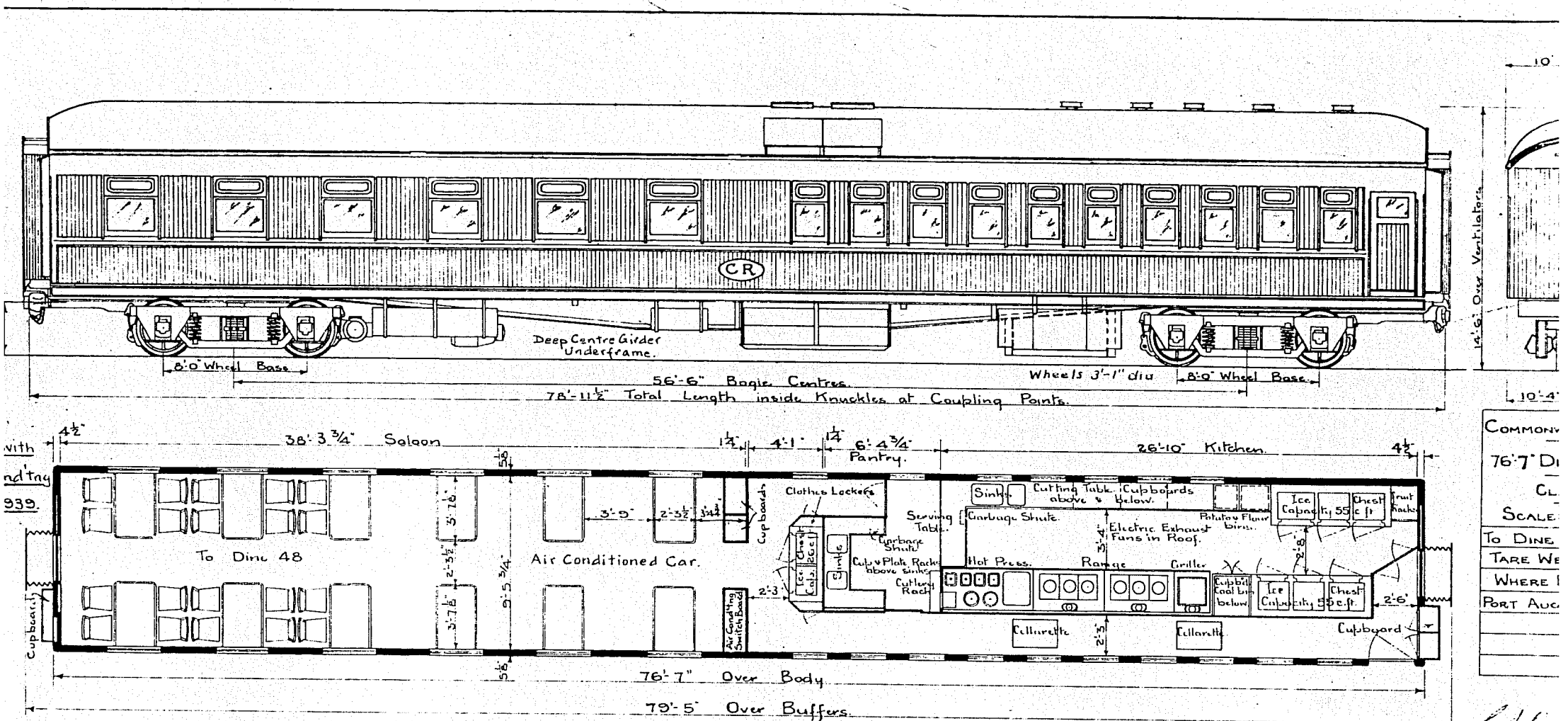
CR
Deep Centre Girder Underframe.
8'-0" Wheel Base
56'-6" Bogie Centres.
78'-11½" Total Length inside Knuckles at Coupling Points.
Wheels 3'-1" dia
8'-0" Wheel Base.
14'-6" Over Ventilators
10'
10'-4"
4½"
38'-3¾" Saloon
1¼"
4'-1"
1¼"
6'-4¾" Pantry.
26'-10" Kitchen.
4½"
To Dine 48
Air Conditioned Car.
3'-9"
2'-3½"
3'-7½"
2'-3½"
3'-7½"
9'-5¾"
5⅛"
5⅛"
Cupboards
Clothes Lockers
Chest 2 c.f.
Ice Cals.
Sinks
Air Conditg Switch Board
2'-3"
Serving Table.
Garbage Shute.
Cup & Plate Rack above Sinks
Cutlery Rack
Sinks
Cutting Table. Cupboards above & below.
Garbage Shute.
Potato & Flour bins.
Electric Exhaust Fans in Roof.
3'-4"
Hot Press.
Range
Griller
Cupboard coal bin below
Ice Capacity 55 c.ft.
Chest c.ft.
Fruit Racks
2'-8"
2'-6"
Cellarette
Cellarette
2'-5"
Cupboard
Cupboards
76'-7" Over Body
79'-5" Over Buffers.
Common
76'-7" Di
Cl
Scale
To Dine
Tare We
Where
Port Auc
Stones Train Lighting & Water Raising Systems fitted
Bogie Arrgt. Dag 2410RS
Chief Mecha
16/9
31-B

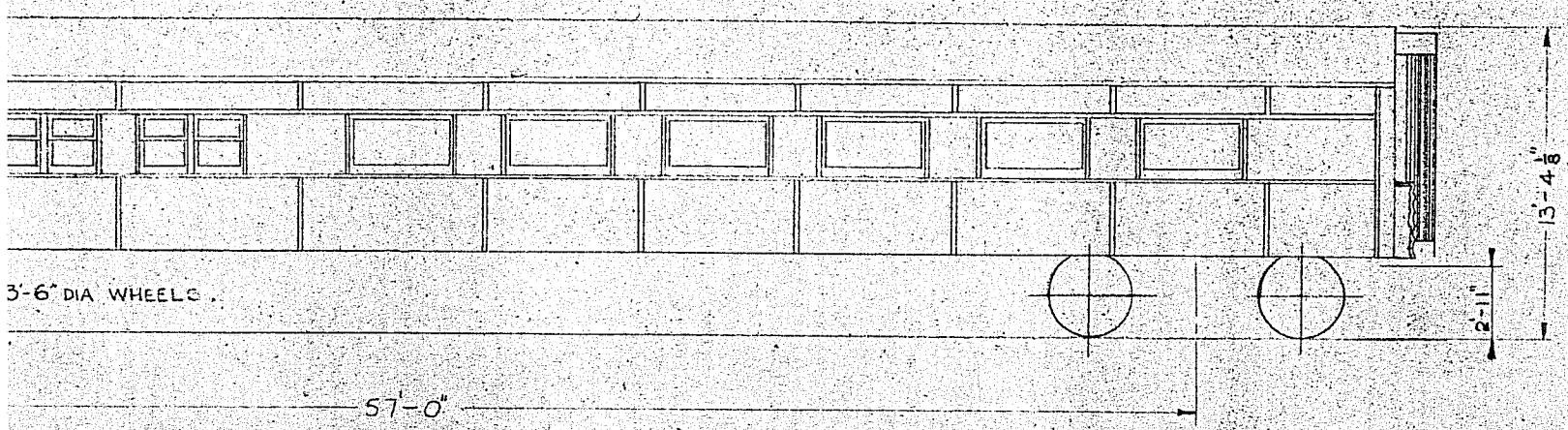

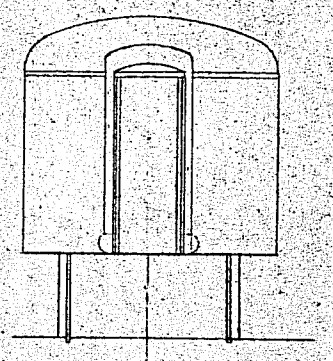

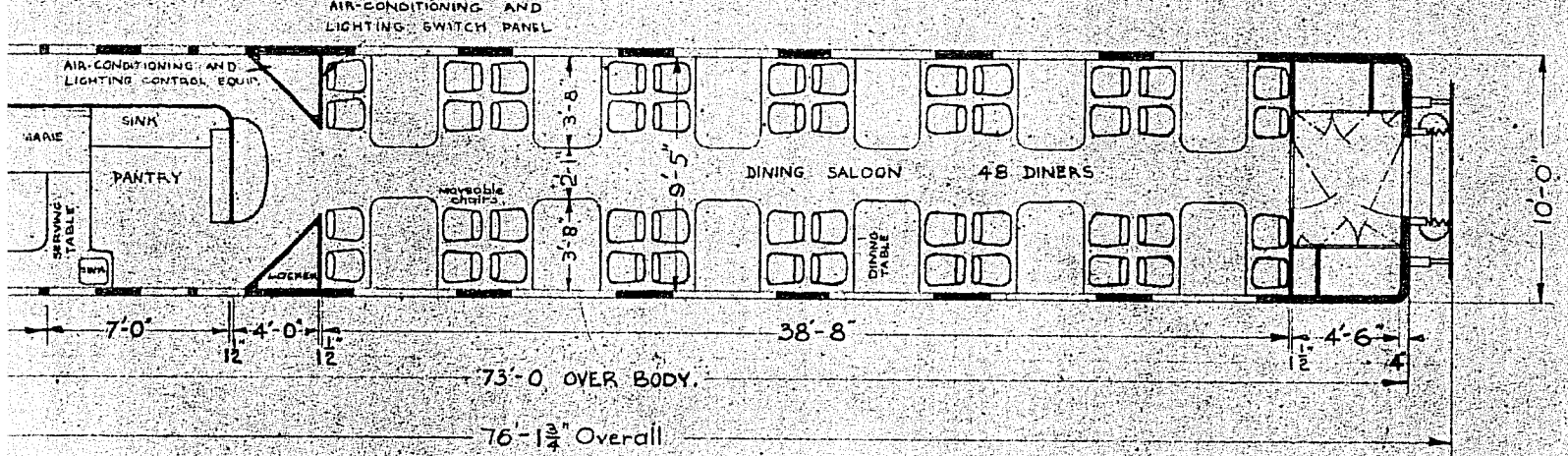

CHIEF MECHANICAL ENGINEER

COMMONWEALTH RAILWAYS 73'-0" DINING CAR CLASS Db 4'-8½" GAUGE		
TO DINE 48		
TARE WEIGHT 64 T 0 c 0 q.		
WHERE BUILT	No.	DATE
V.R.	1	1950
	1	1954

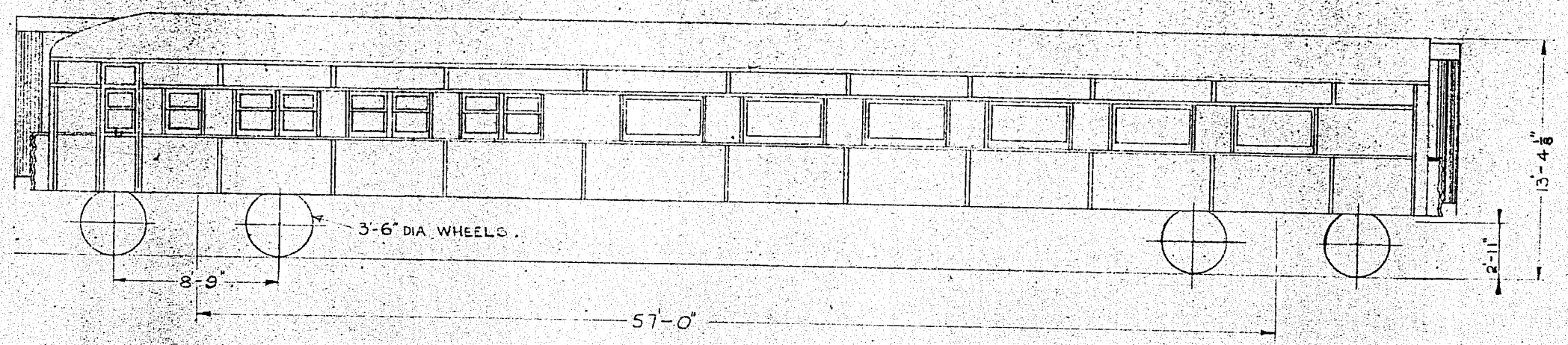
3'-6" DIA WHEELS.
8'-9"
57'-0"
13'-4 1/8"
2'-11"

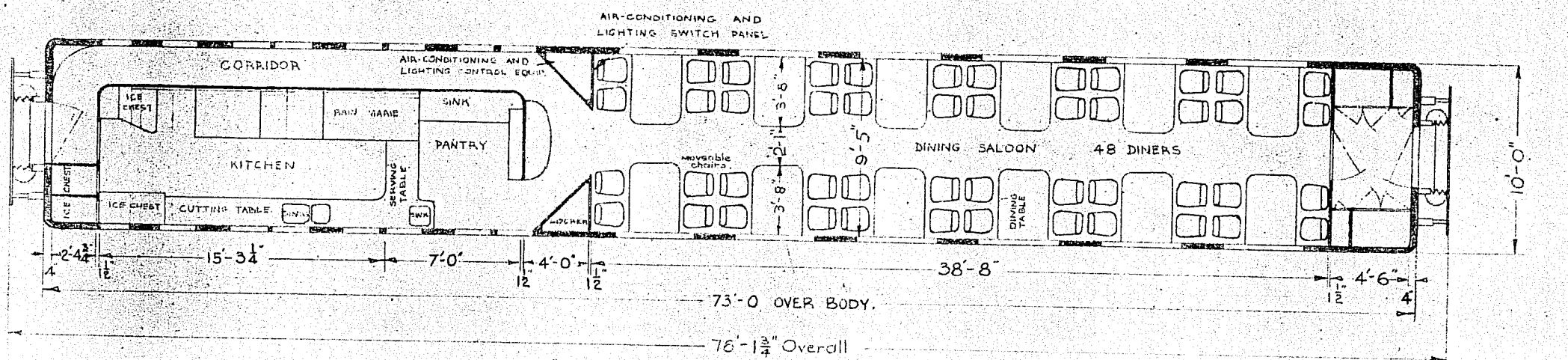
AIR-CONDITIONING AND LIGHTING SWITCH PANEL
CORRIDOR
AIR-CONDITIONING AND LIGHTING CONTROL EQUIP.
ICE CHEST
BAIN MARIE
SINK
PANTRY
KITCHEN
SERVING TABLE
ICE CHEST
CUTTING TABLE
SINK
SINK
KITCHEN
movable chairs
DINING SALOON
48 DINERS
DINING TABLE
3'-8"
2'-1"
9'-5"
3'-8"
10'-0"
2'-4 3/4"
15'-3 1/4"
7'-0"
4'-0"
38'-8"
4'-6"
73'-0 OVER BODY.
76'-1 3/4" Overall

32-R

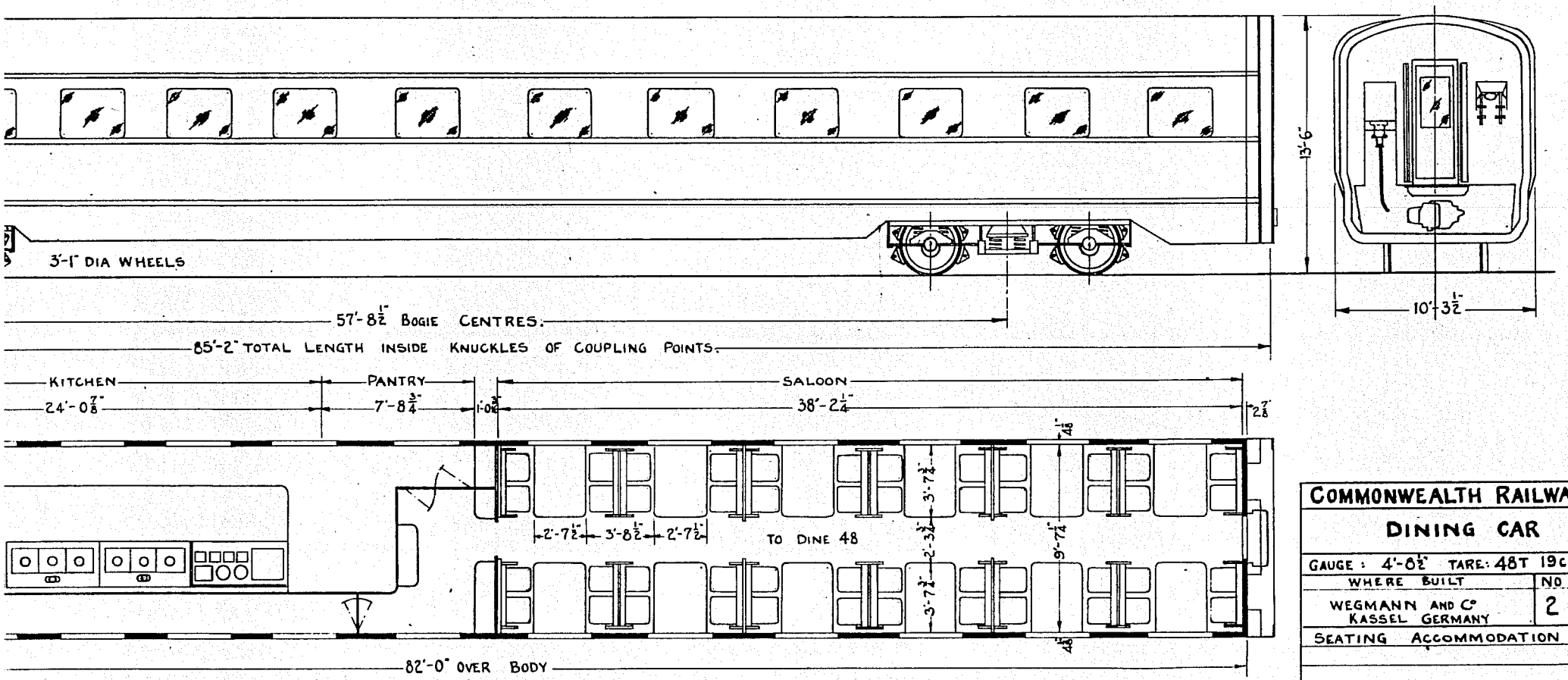

COMMONWEALTH RAILWAYS		
DINING CAR		
GAUGE: 4'-8½" TARE: 48T 19c 1q		
WHERE BUILT	NO	DATE
WEGMANN AND Co KASSEL GERMANY	2	1952
SEATING ACCOMMODATION		48
SCALE ½" = 1'-0"	H. A. Smith	CLASS –

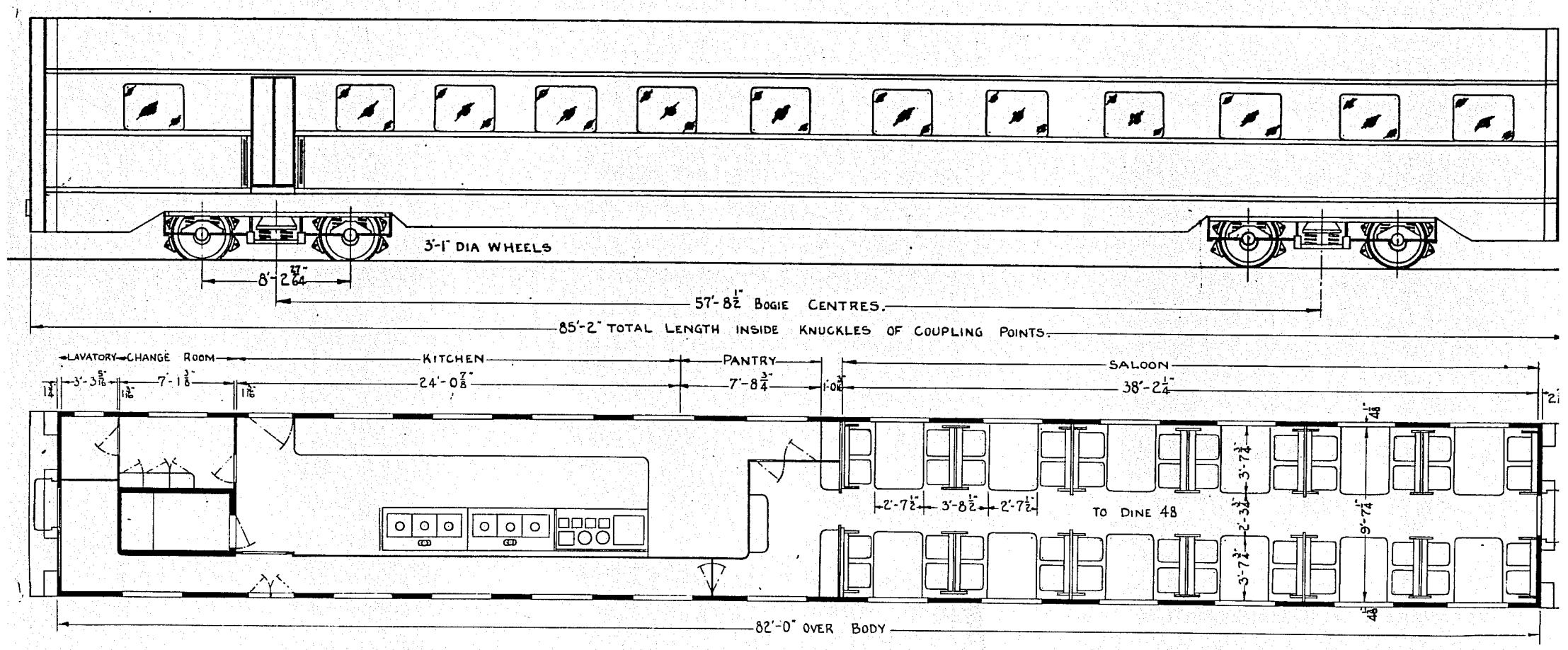
3'-1" DIA WHEELS
8'-2 27/64"
57'-8 1/2" BOGIE CENTRES.
85'-2" TOTAL LENGTH INSIDE KNUCKLES OF COUPLING POINTS.
LAVATORY
CHANGE ROOM
KITCHEN
PANTRY
SALOON
3'-3 5/16"
7'-1 3/8"
24'-0 7/8"
7'-8 3/4"
38'-2 1/4"
2'-7 1/2"
3'-8 1/2"
2'-7 1/2"
TO DINE 48
3'-7 3/4"
2'-3 3/4"
3'-7 3/4"
9'-7 1/4"
82'-0" OVER BODY

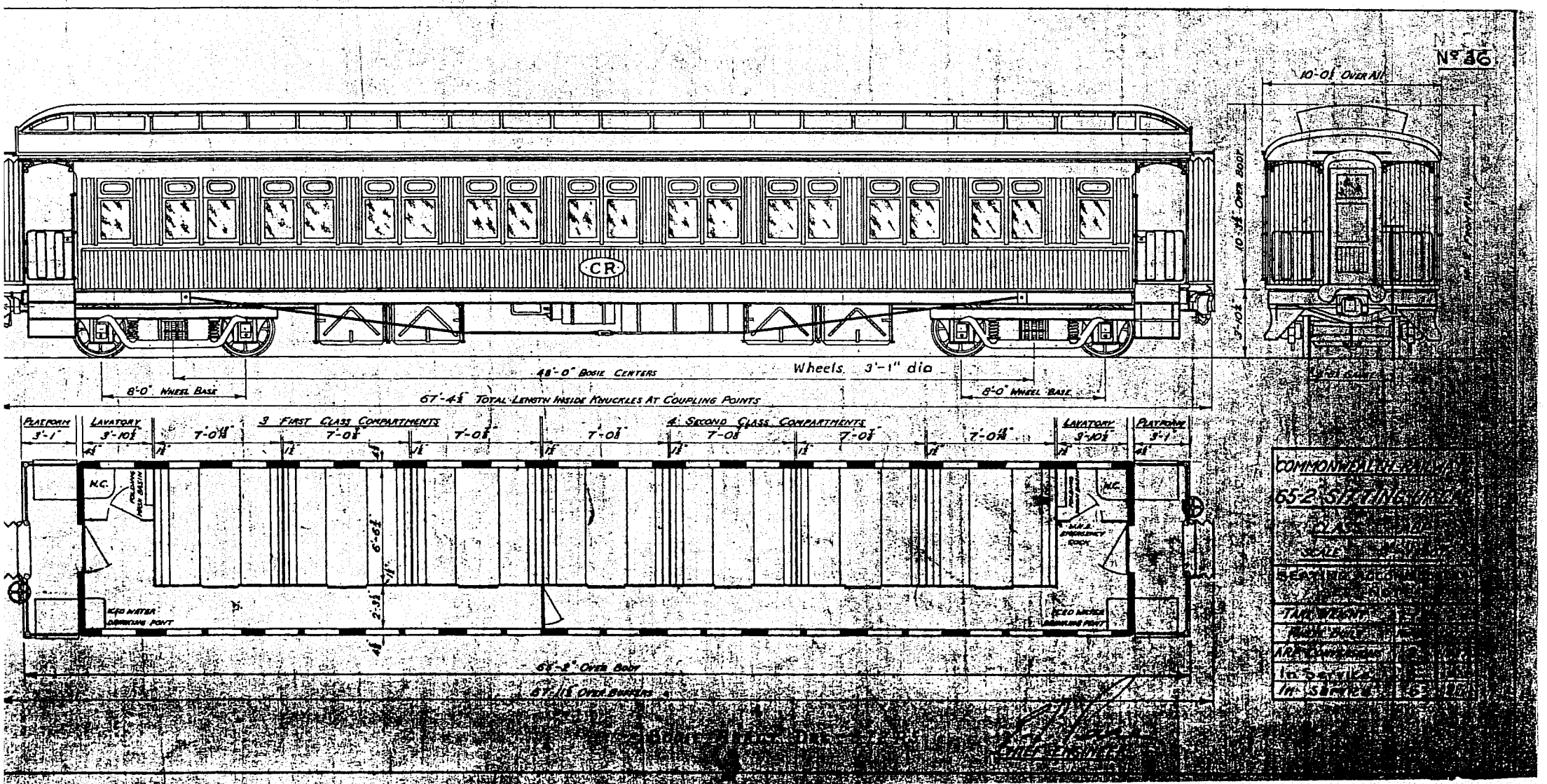

65'2" Setting up car
Class ABP

ARP Conversions - 2-1937
In Service 3-1938
" 6-1954

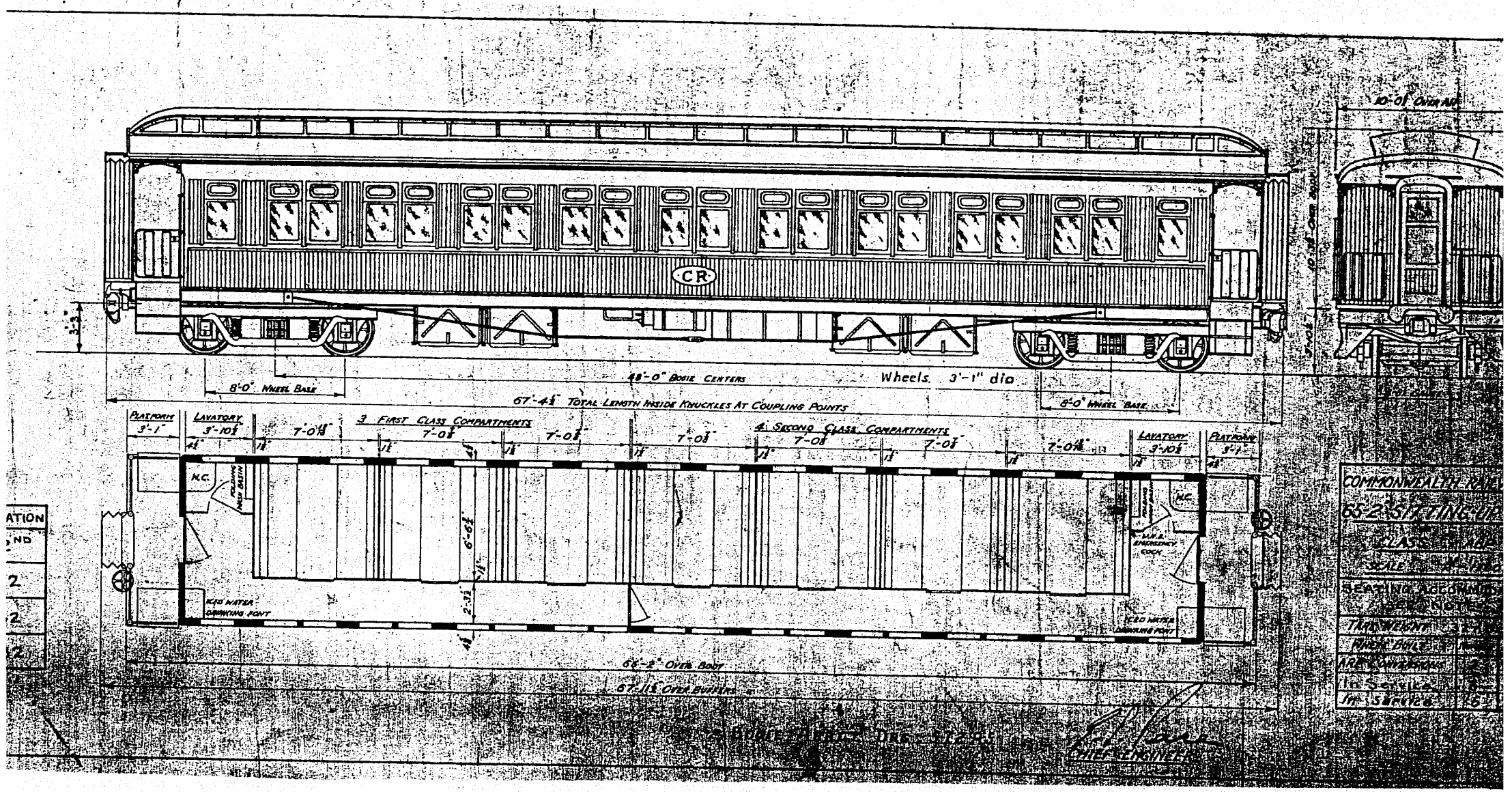
CR
8'-0" Wheel Base
48'-0" Bogie Centers
Wheels 3'-1" dia
67'-4½" Total Length Inside Knuckles At Coupling Points
8'-0" Wheel Base
Platform 3'-1"
Lavatory 3'-10½"
7'-0 11/16"
3 First Class Compartments
7'-0½"
7'-0½"
7'-0½"
4 Second Class Compartments
7'-0½"
7'-0½"
7'-0 11/16"
Lavatory 3'-10½"
Platform 3'-1"
N.C.
Flushing Mechanism
6'-6½"
2'-3½"
Iced Water Drinking Point
M.U.A. Emergency Cock
68'-2" Over Body
67'-1½" Over Buffers
10'-0" Over All
Common Wealth Rail
Seating Accommodation

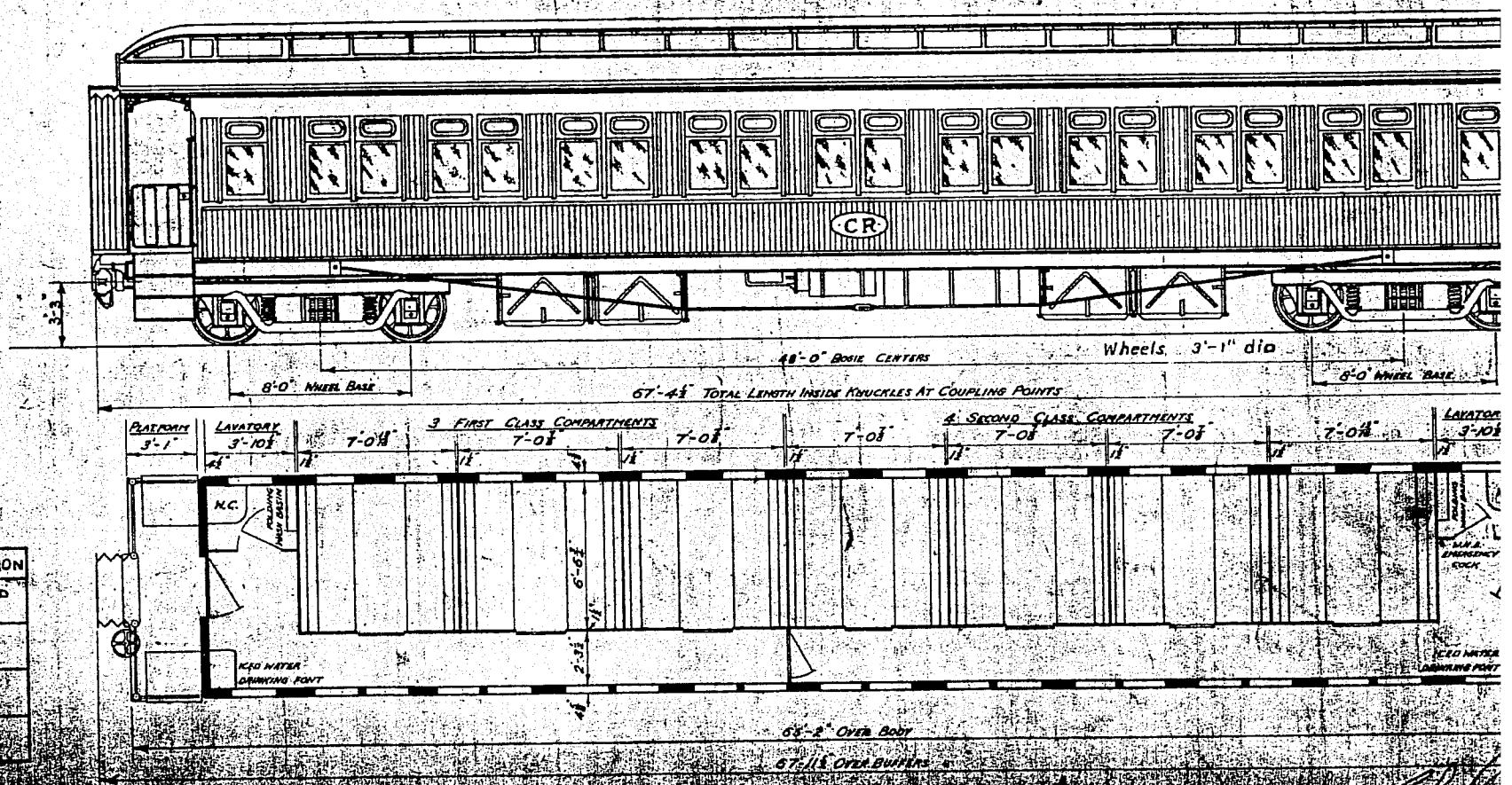

Note:

Seating Accommodation		
Car	1st	2nd
ABP 9	24	32
ABP 10	18	32
ABH 11	24	32

Board Minutes Dec. 1912 R.J.

Chief Engine

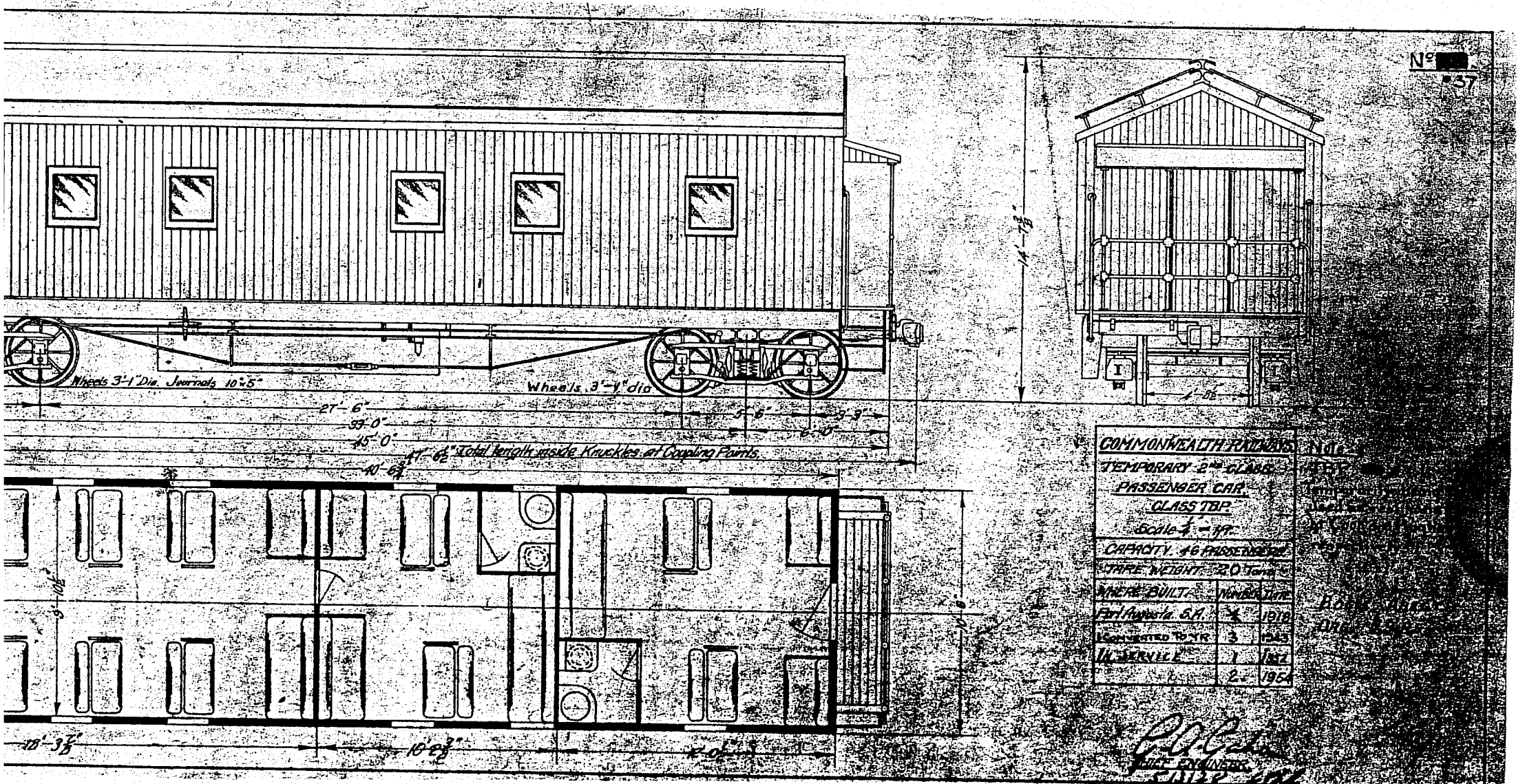

TBP 41 & ?
Temporary being used as rest vans at Cook & Hughes
↑
41.

27-A

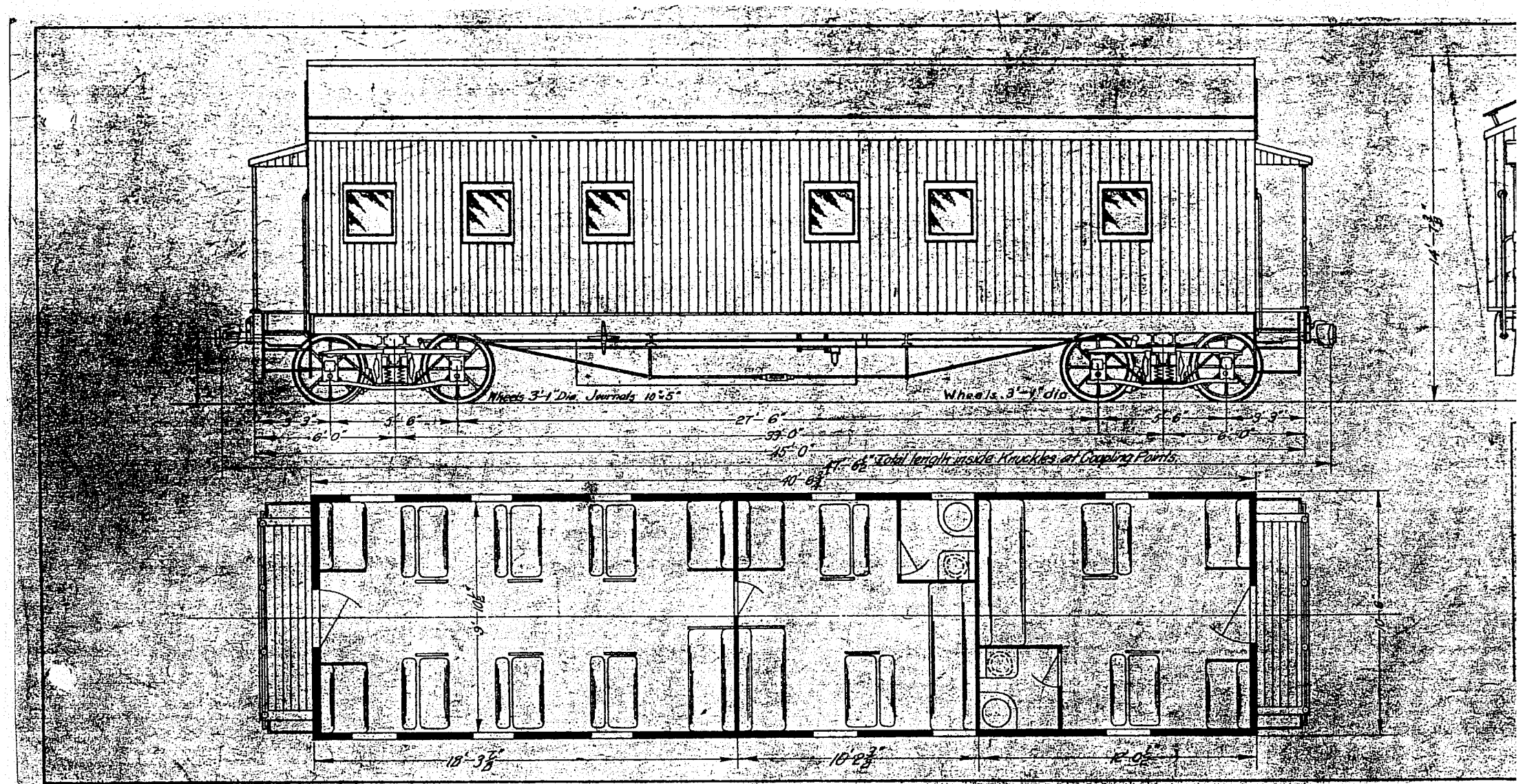
Wheels 3'-1" Dia. Journals 10"x5"
Wheels 3'-1" dia.
3'-3"
6'-0"
5'-6"
27'-6"
33'-0"
45'-0"
40'-6¾"
41'-6½" Total length inside Knuckles at Coupling Points.
5'-6"
6'-0"
9'-9"
9'-10½"
18'-3⅞"
10'-2¾"
12'-0½"

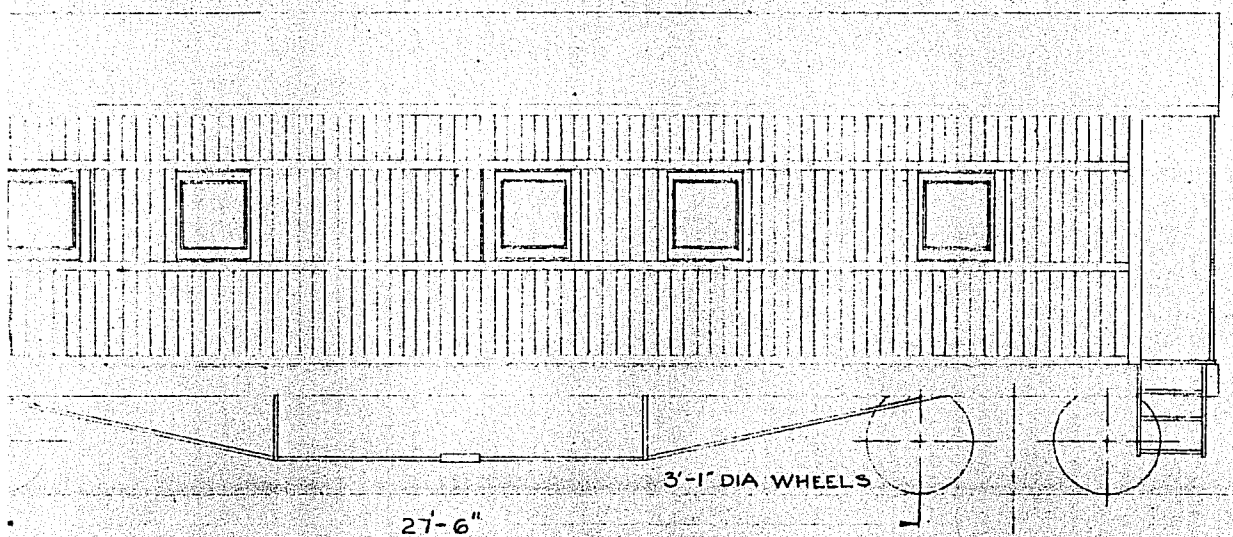

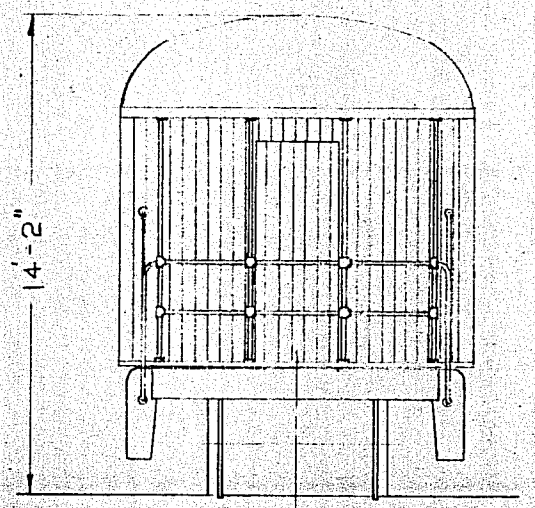

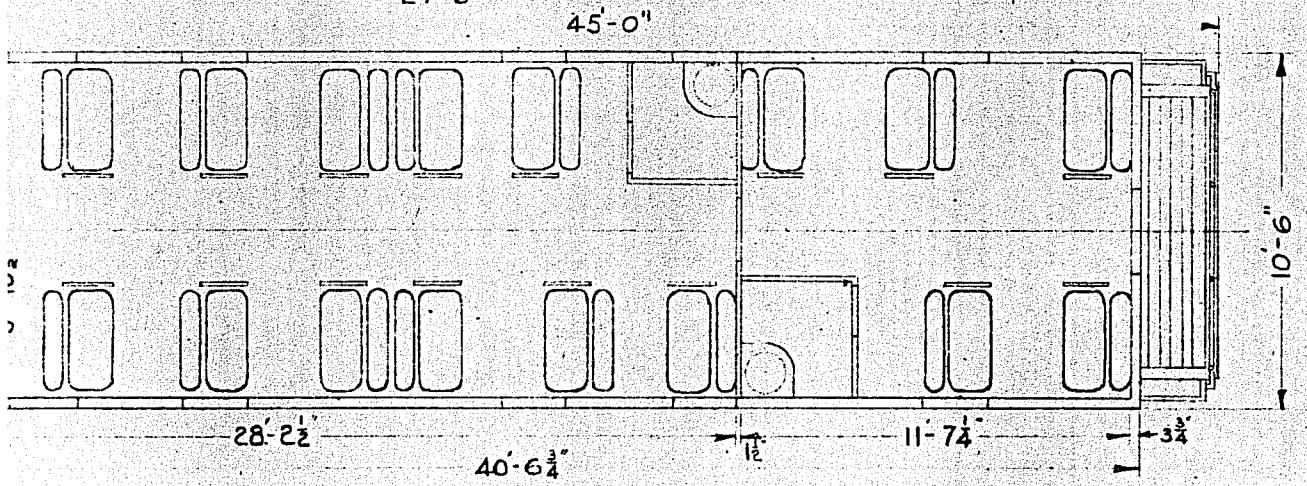

NOTE

For other dimensions see Sheet N° 37

ARRGT OF BOGIE 39 RS.

K. A. Smith
CHIEF MECHANICAL ENGINEER

COMMONWEALTH RAILWAYS		
PASSENGER CAR		
CLASS T.B.P.		
4'-8½" GAUGE		
CAPACITY 40 PASSENGERS		
TARE WEIGHT 25 T 15 C 2		
WHERE BUILT	N°	DATE
	1	1953
	1	1954

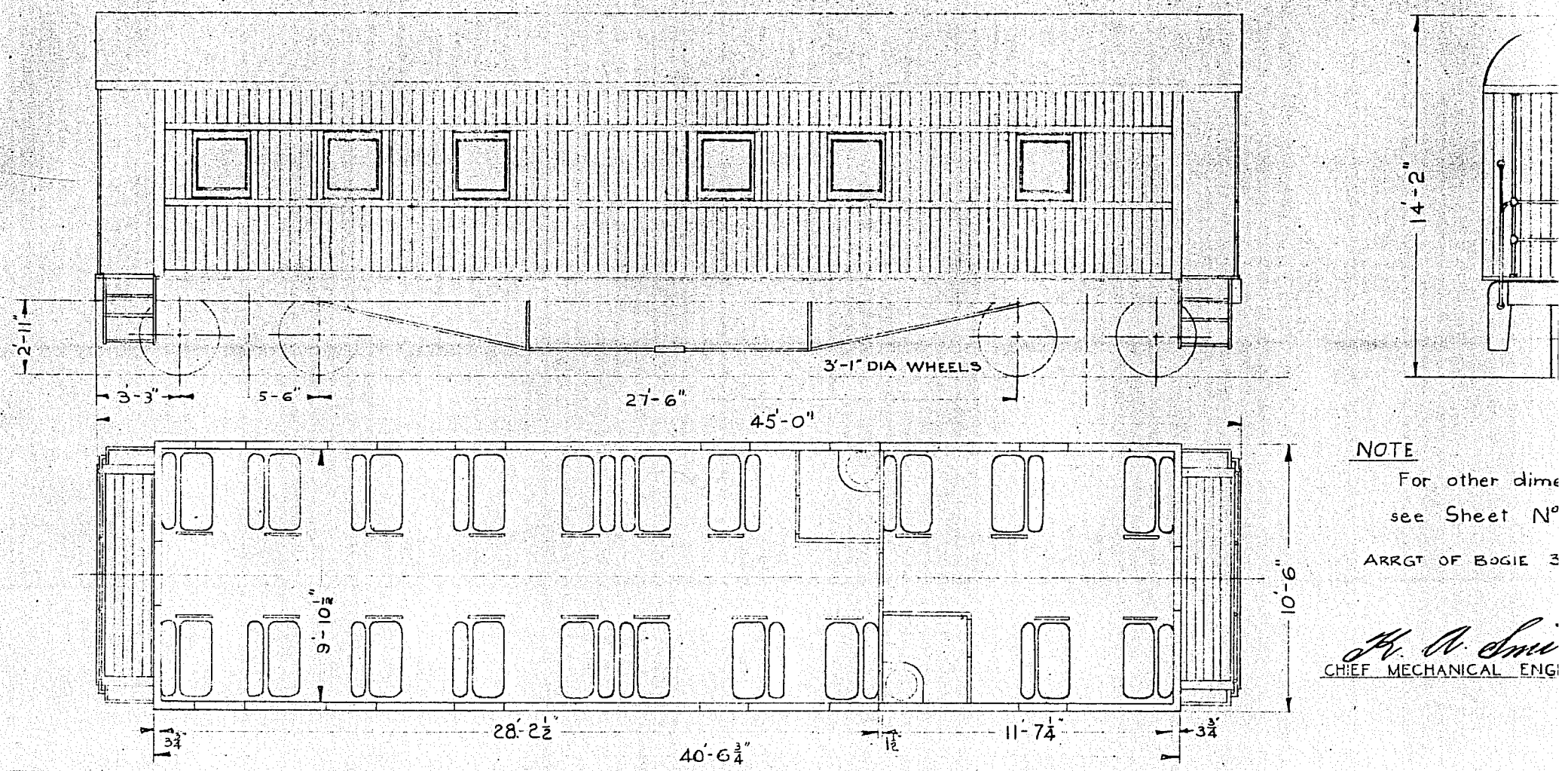

NOTE

For other dime

see Sheet N°

ARRGT OF BOGIE 3

K. A. Smi

CHIEF MECHANICAL ENG

K.B.H.

38-B

N° 39

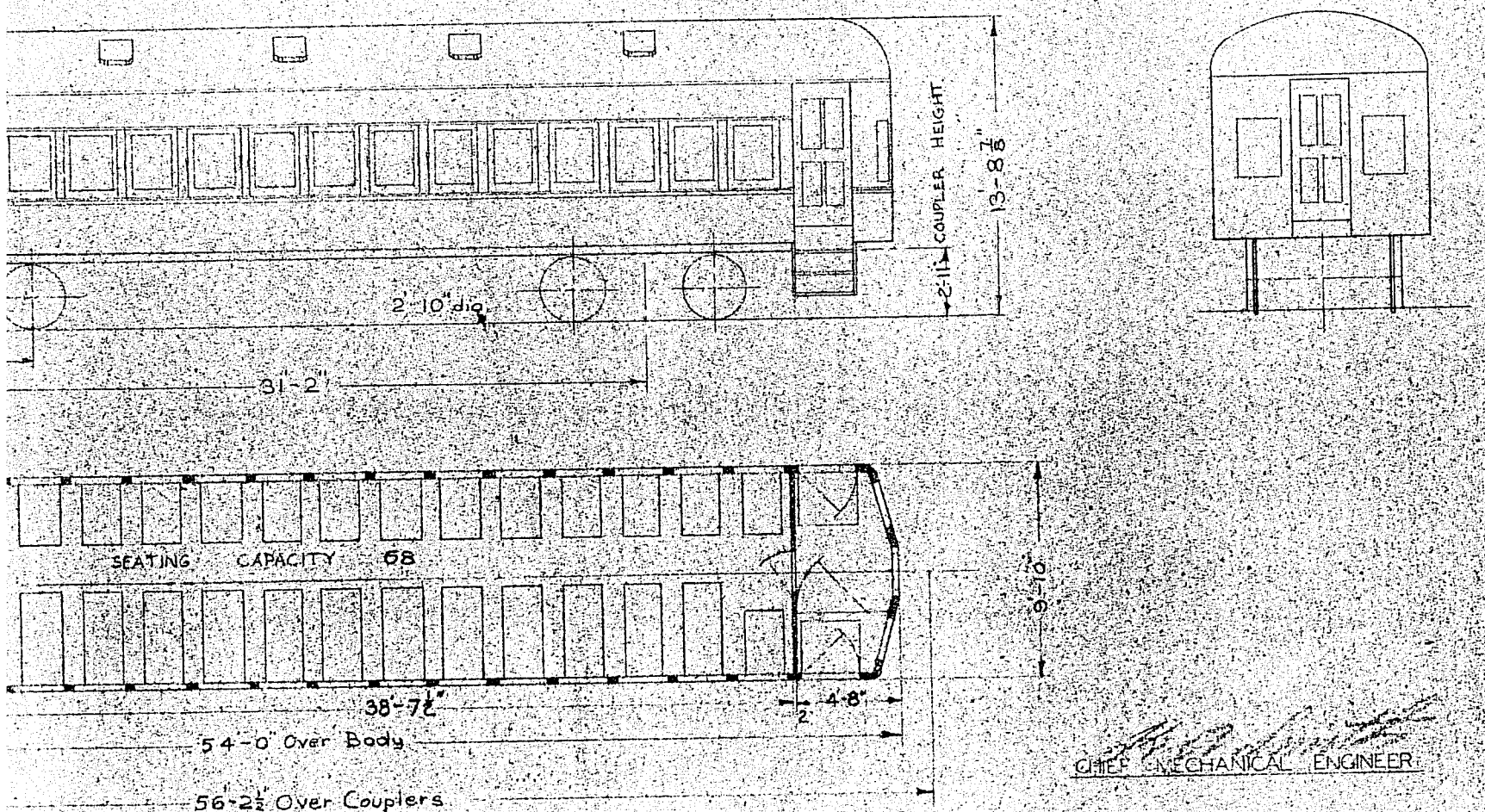

CHIEF MECHANICAL ENGINEER

COMMONWEALTH RAILWAYS		
54'-0" SALOON CAR		
CLASS "B"		
4'-8½" GAUGE		
TO SEAT 68 PASS.		
TARE WEIGHT 28t 15c 0q		
WHERE BUILT	N°	DATE
U.S.A	3	1929
	2	1954
Scale ¼" = 1'-0"		

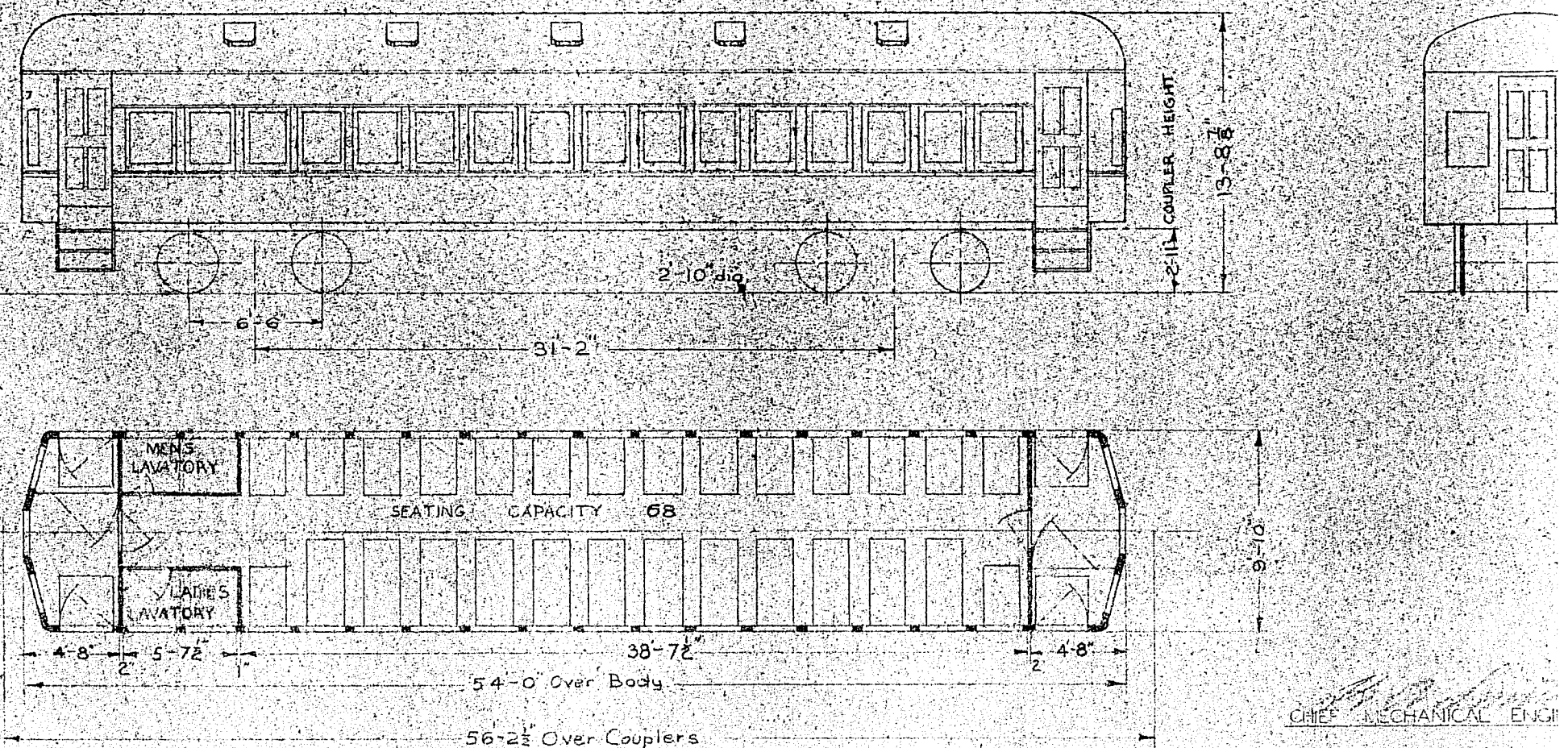

CHIEF MECHANICAL ENGI

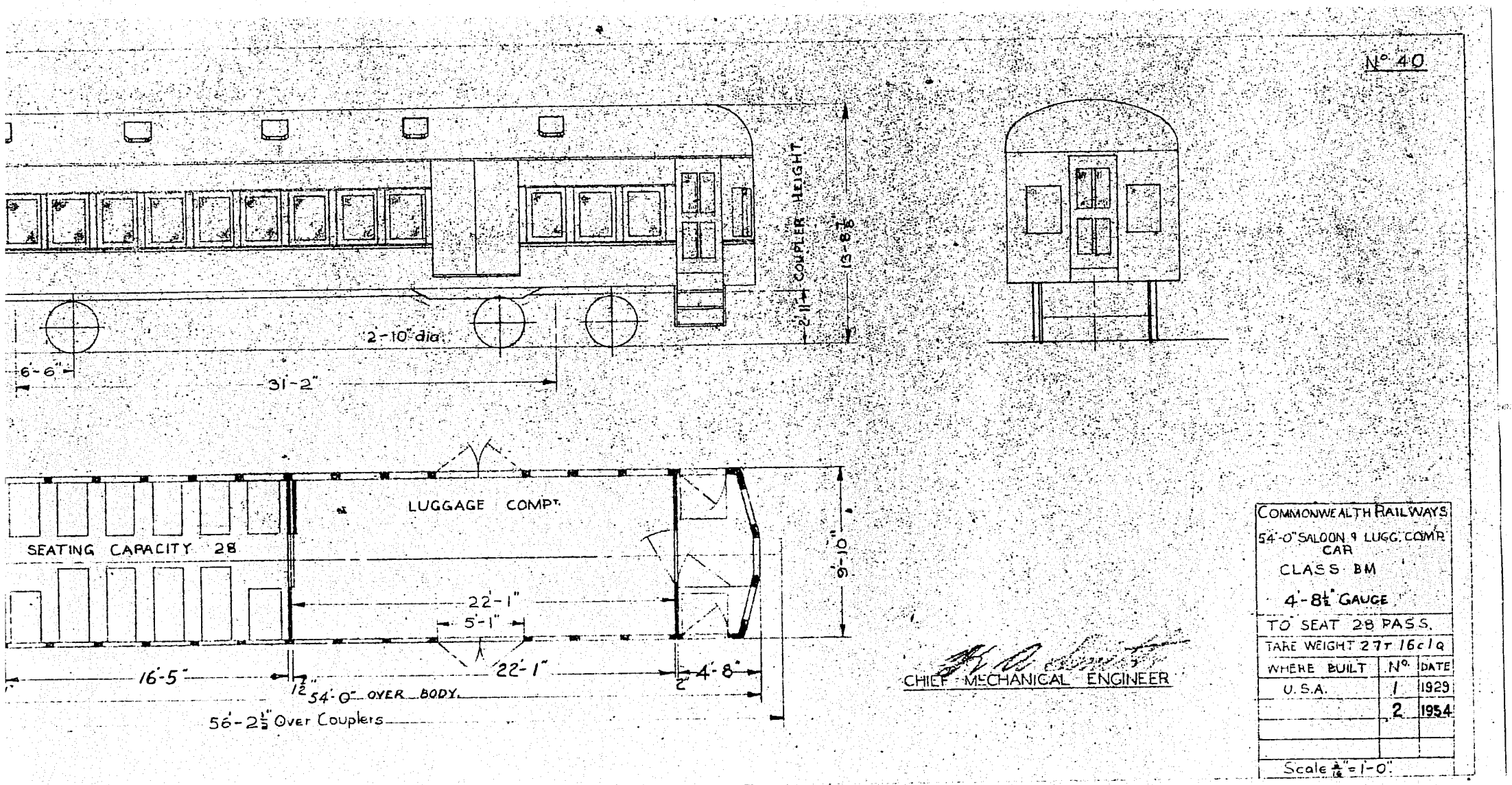
N° 40
2-10" dia.
6'-6"
31'-2"
2'-11" COUPLER HEIGHT
13'-8½"
LUGGAGE COMPT.
SEATING CAPACITY 28
22'-1"
5'-1"
22'-1"
16'-5"
12"
54'-0" OVER BODY
2"
4'-8"
9'-10"
56'-2½" Over Couplers
CHIEF MECHANICAL ENGINEER
COMMONWEALTH RAILWAYS
54'-0" SALOON & LUGG. COMPT. CAR
CLASS BM
4'-8½" GAUGE
TO SEAT 28 PASS.
TARE WEIGHT 27T 16cwt
WHERE BUILT
N°
DATE
U.S.A.
1
1929
2
1954
Scale ¼" = 1'-0"

40-A

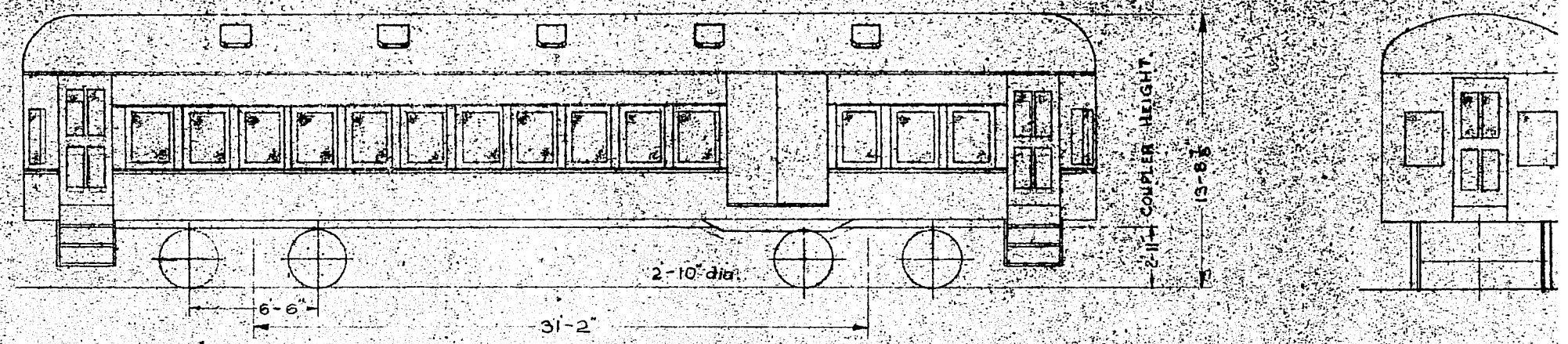

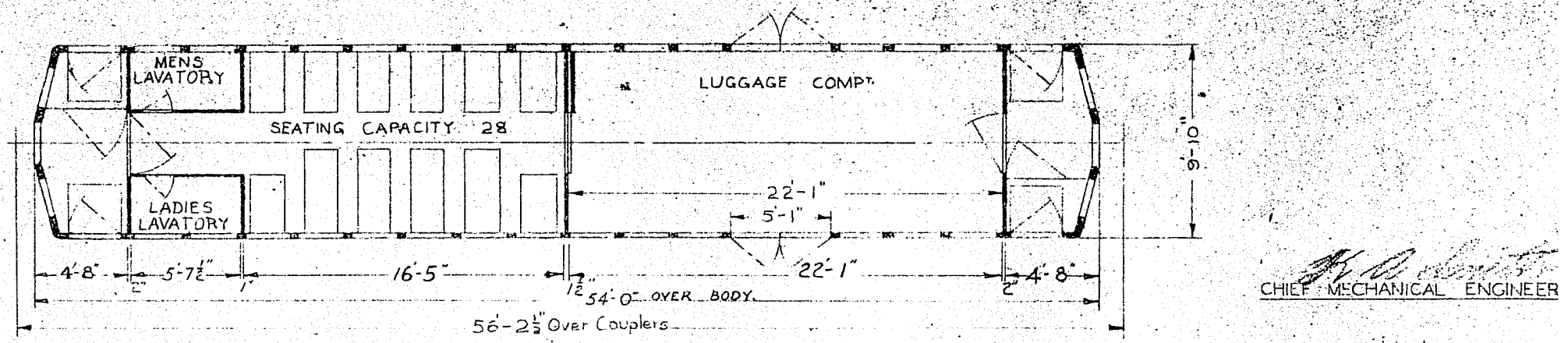

CHIEF MECHANICAL ENGINEER

B.H.

40-B

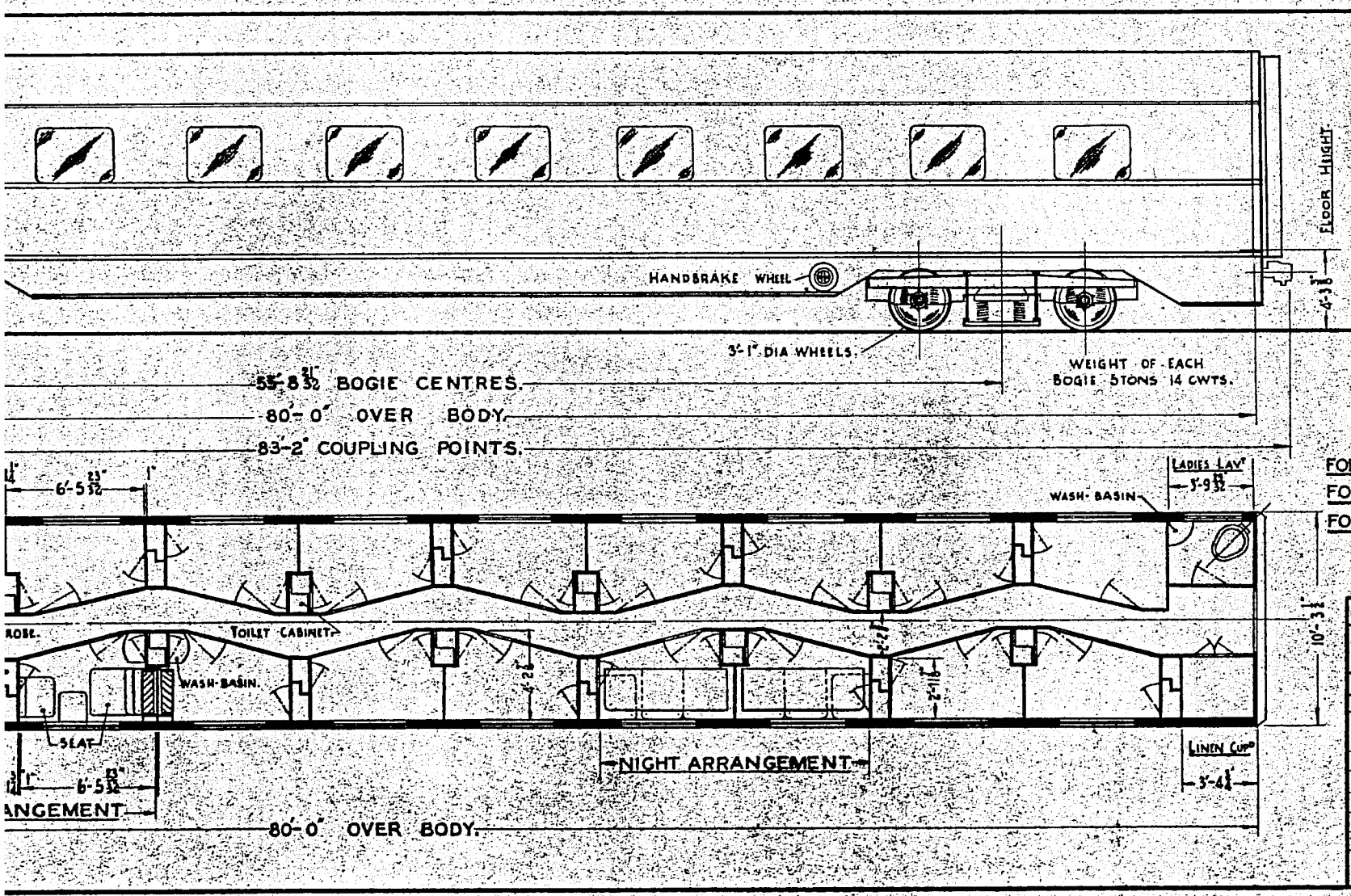

FOR ARRG^T OF CAR SEE DRG AC
FOR ARRG^T OF U'GEAR SEE DRG AC-
FOR ARRG^T OF BOGIE SEE DRG AC-8864.

COMMONWEALTH RAILWAYS		
1ST CLASS CABIN CAR		
GAUGE 4-8½" TARE		
WHERE BUILT	NO	DATE
WEGMANN AND C^O KASSEL GERMANY	1	1936
TO SLEEP 18		
WATER CAPACITY - 180GLLS COLD		
WATER; 180GLLS HOT WATER.		
SCALE ½" = 1FT R.R.A.S.	H. A. Smith CHIEF. MECH. ENG.	CLASS ARe

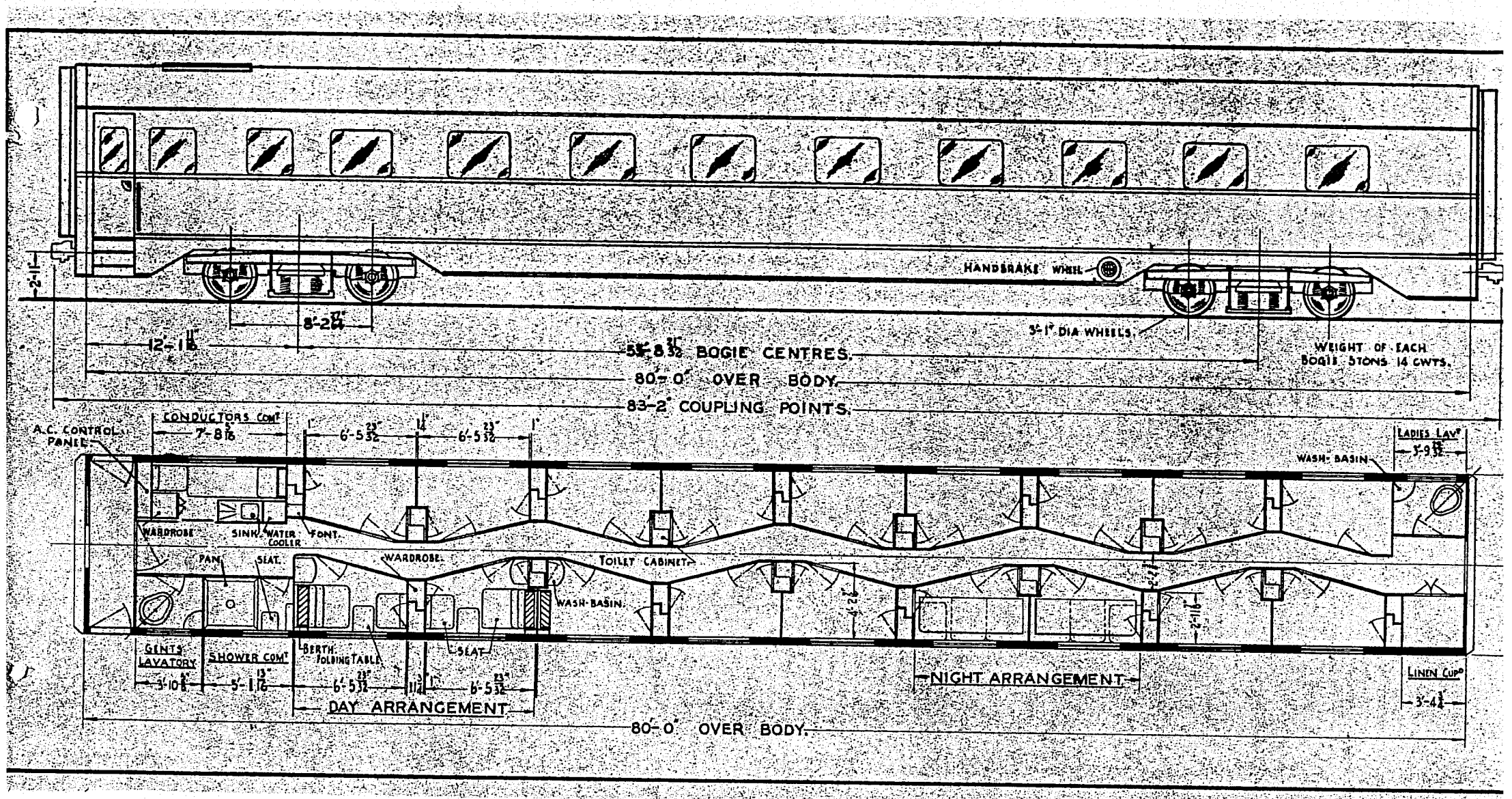
HANDBRAKE WHEEL
3'-1" DIA WHEELS.
WEIGHT OF EACH BOGIE 5 TONS 14 CWTS.
2'-1"
8'-2 27/64"
12'-1 11/16"
53'-8 31/32" BOGIE CENTRES.
80'-0" OVER BODY.
83'-2" COUPLING POINTS.
A.C. CONTROL PANEL
CONDUCTORS COMT
7'-8 5/16"
1"
6'-5 23/32"
14"
6'-5 23/32"
1"
LADIES LAVY
3'-9 23/32"
WASH-BASIN
WARDROBE
SINK
WATER COOLER
FONT.
PAN
SEAT.
WARDROBE.
TOILET CABINET
WASH-BASIN.
2'-4"
2'-4"
2'-9 1/2"
GENTS LAVATORY
3'-10 5/8"
SHOWER COMT
5'-1 13/16"
BERTH FOLDING TABLE
6'-5 23/32"
11 1/4"
SEAT
6'-5 23/32"
DAY ARRANGEMENT
NIGHT ARRANGEMENT
LINEN CUPD
3'-4 3/4"
80'-0" OVER BODY.

41-B



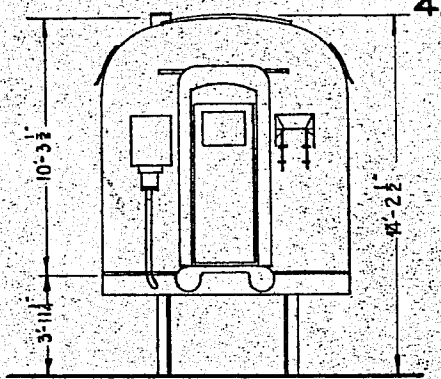

FOR ARRGT OF CAR SEE DRG AC-9030.
FOR ARRGT OF BOGIE SEE DRG AC-8864
FOR ARRGT U'GEAR SEE DRG AC 9093.

WATER CAPACITY
210 GLLS OF COLD WATER.
70 GLLS OF HOT WATER.

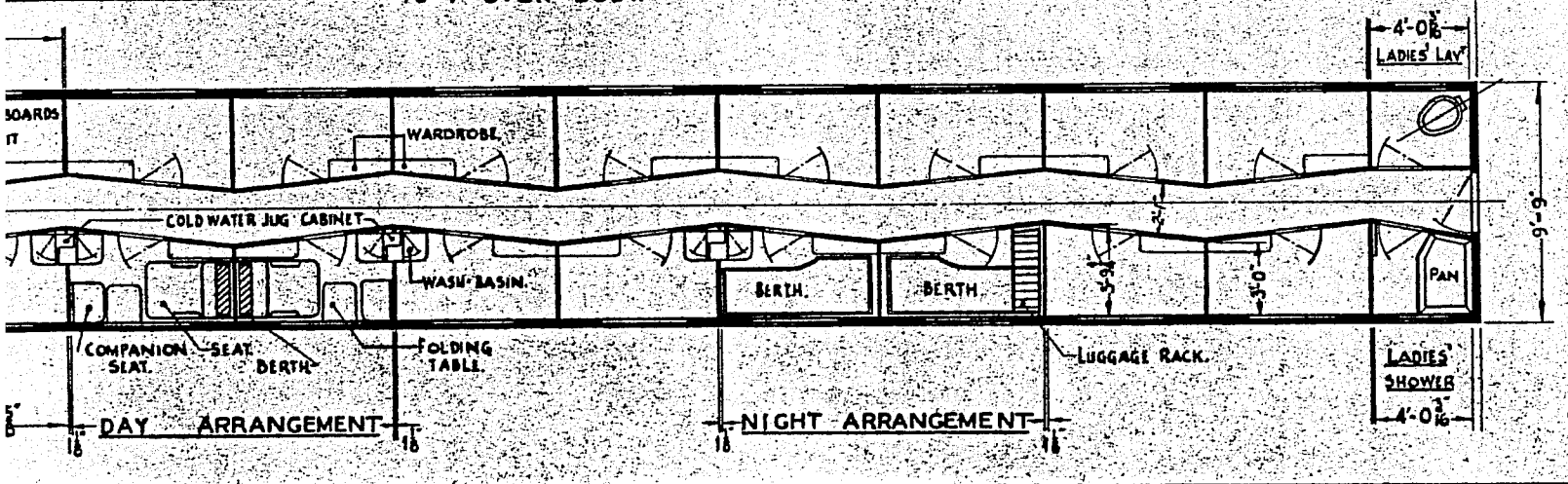

COMMONWEALTH RAILWAYS		
1st CLASS CABIN CAR		
GAUGE-4'-8½" TARE-45T 13c 2q		
WHERE BUILT	NO	DATE
COMMONWEALTH RLYS	2	1956
CONVERTED FROM AR 47.		
BR 46. 1956.		
TO SLEEP 18.		
SCALE 1/8" = 1 FT. R.R.A.S	H. A. Smith CHIEF. MECH. ENG.	CLASS AR9

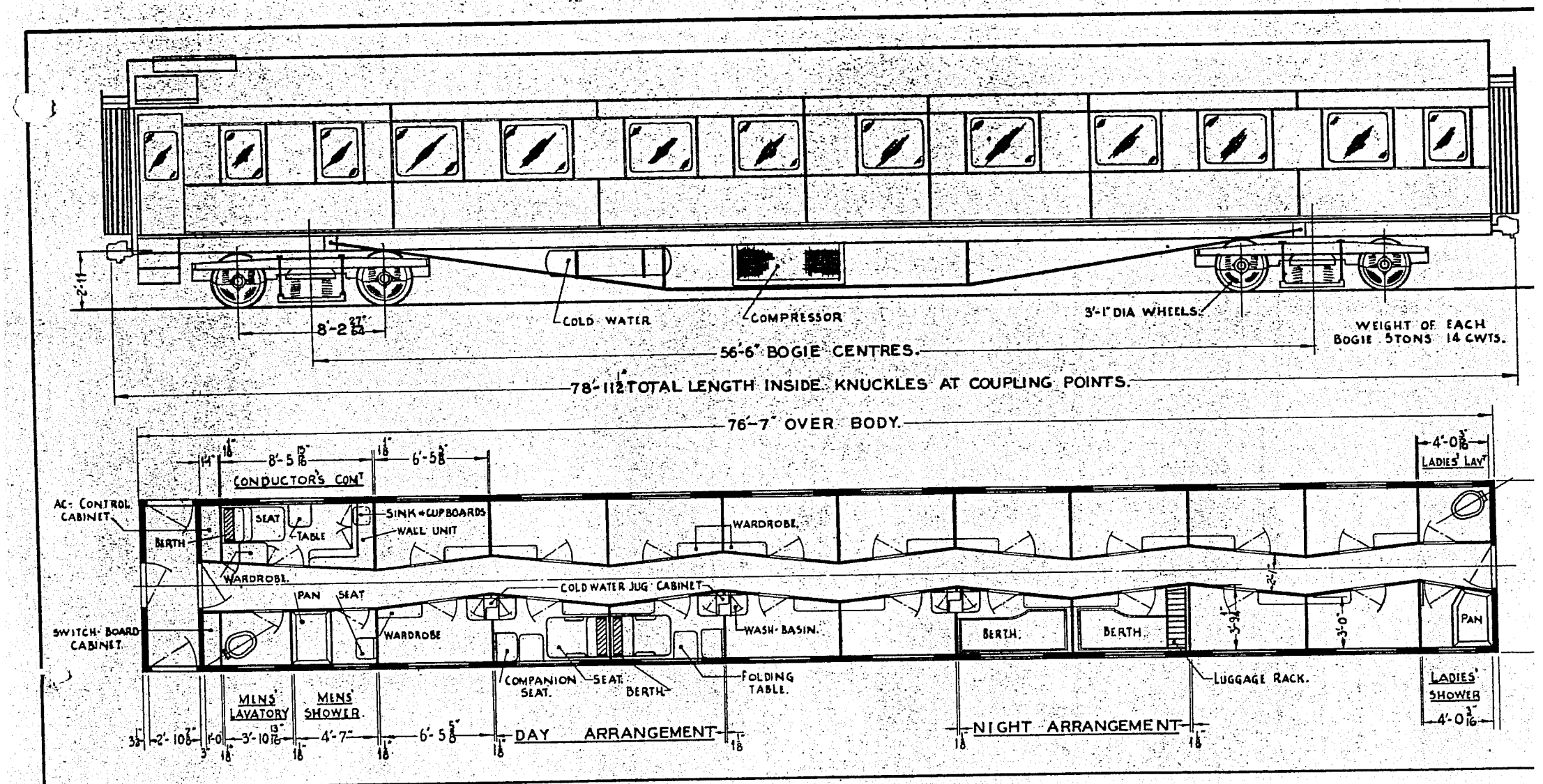
COLD WATER
COMPRESSOR
3'-1" DIA WHEELS.
WEIGHT OF EACH BOGIE 5 TONS 14 CWTS.
56'-6" BOGIE CENTRES.
TOTAL LENGTH INSIDE KNUCKLES AT COUPLING POINTS.
76'-7" OVER BODY.
CONDUCTOR'S COMT
LADIES' LAVY
AC: CONTROL CABINET
BERTH
SEAT
TABLE
SINK + CUPBOARDS
WALL UNIT
WARDROBE.
COLD WATER JUG CABINET
PAN
SEAT
SWITCH BOARD CABINET
WARDROBE
WASH-BASIN.
BERTH.
BERTH.
PAN
COMPANION SEAT.
SEAT.
BERTH
FOLDING TABLE.
LUGGAGE RACK.
MENS' LAVATORY
MENS' SHOWER.
LADIES' SHOWER
DAY ARRANGEMENT
NIGHT ARRANGEMENT

42-B

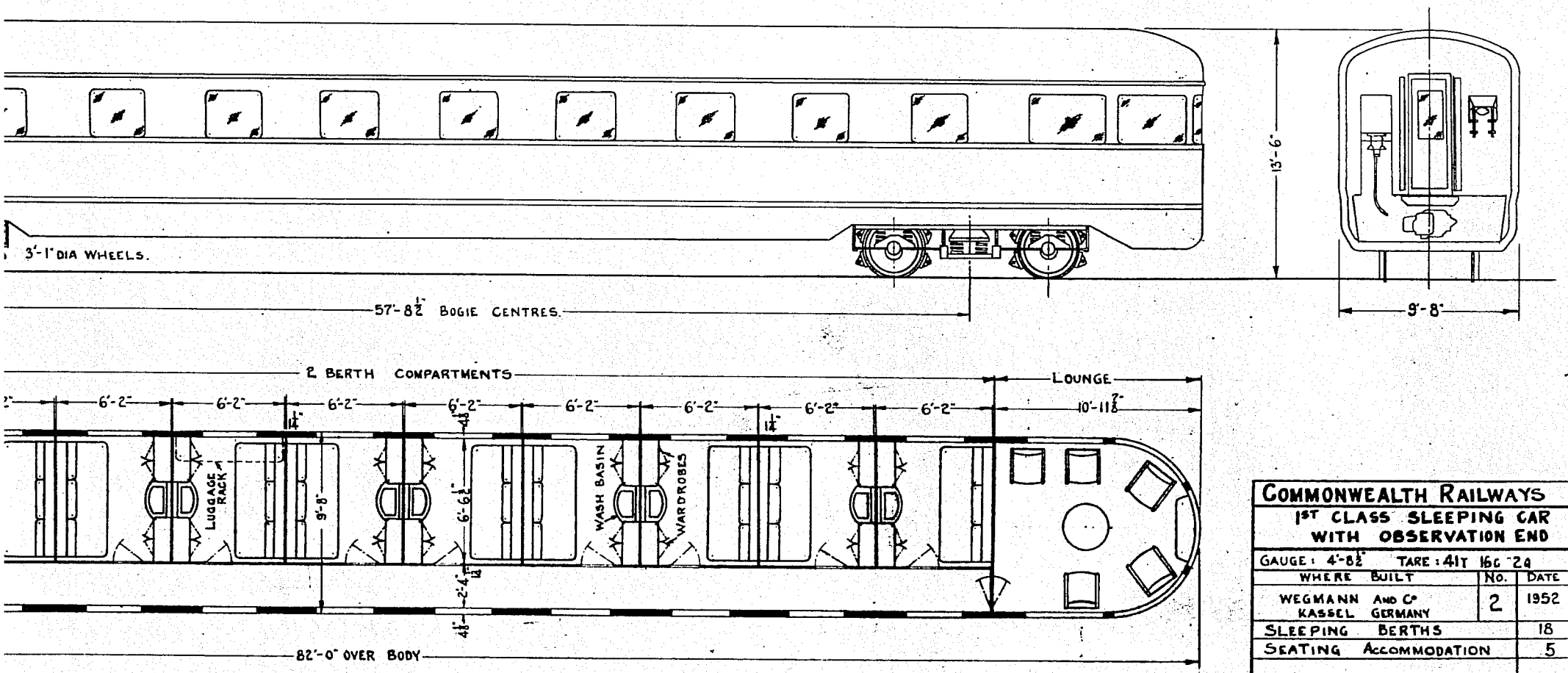

COMMONWEALTH RAILWAYS		
1ST CLASS SLEEPING CAR WITH OBSERVATION END		
GAUGE: 4'-8½" TARE: 41T 16C 2Q		
WHERE BUILT	No.	DATE
WEGMANN AND Co KASSEL GERMANY	2	1952
SLEEPING BERTHS		18
SEATING ACCOMMODATION		5
SCALE		CLASS

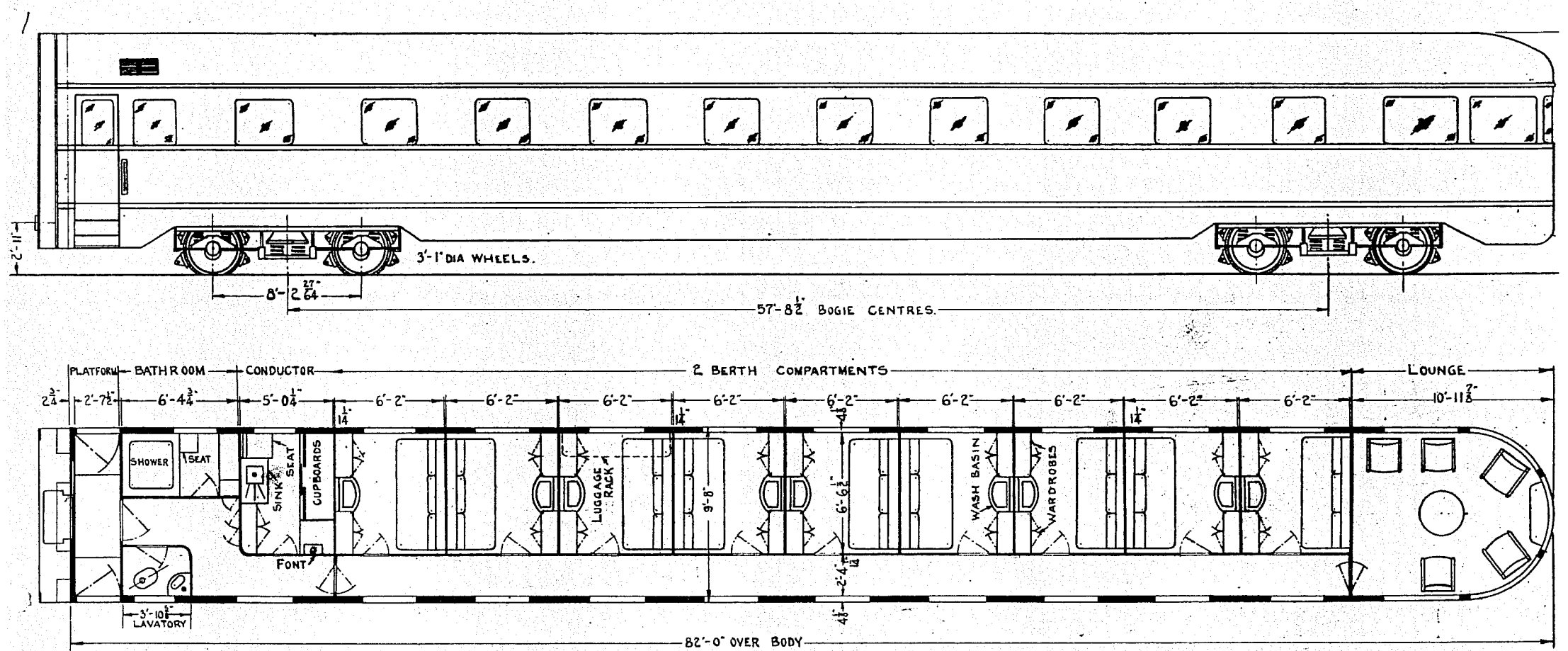
2'-11"
3'-1" DIA WHEELS.
8'-2 27/64"
57'-8 1/2" BOGIE CENTRES.
PLATFORM
BATHROOM
CONDUCTOR
2 BERTH COMPARTMENTS
LOUNGE
2 3/4"
2'-7 1/2"
6'-4 3/4"
5'-0 1/4"
6'-2"
10'-11 7/8"
SHOWER
SEAT
SINK
SEAT
CUPBOARDS
FONT
LUGGAGE RACK
9'-8"
6'-6 1/2"
WASH BASIN
WARDROBES
3'-10 5/8"
LAVATORY
82'-0" OVER BODY

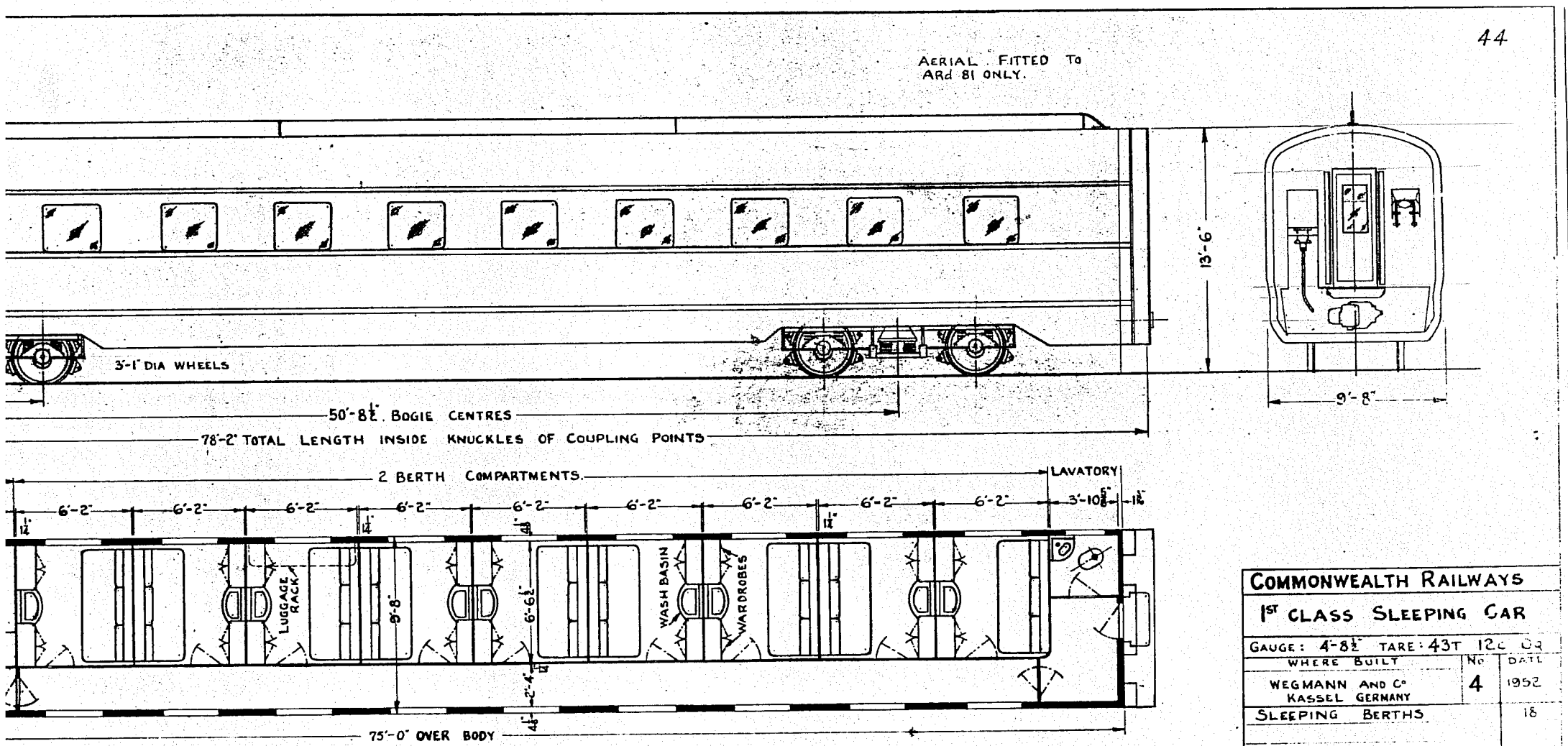

COMMONWEALTH RAILWAYS		
1ST CLASS SLEEPING CAR		
GAUGE: 4'-8½" TARE: 43T 12c QR		
WHERE BUILT	No	DATE
WEGMANN AND Co KASSEL GERMANY	4	1952
SLEEPING BERTHS		18
SCALE		CLASS

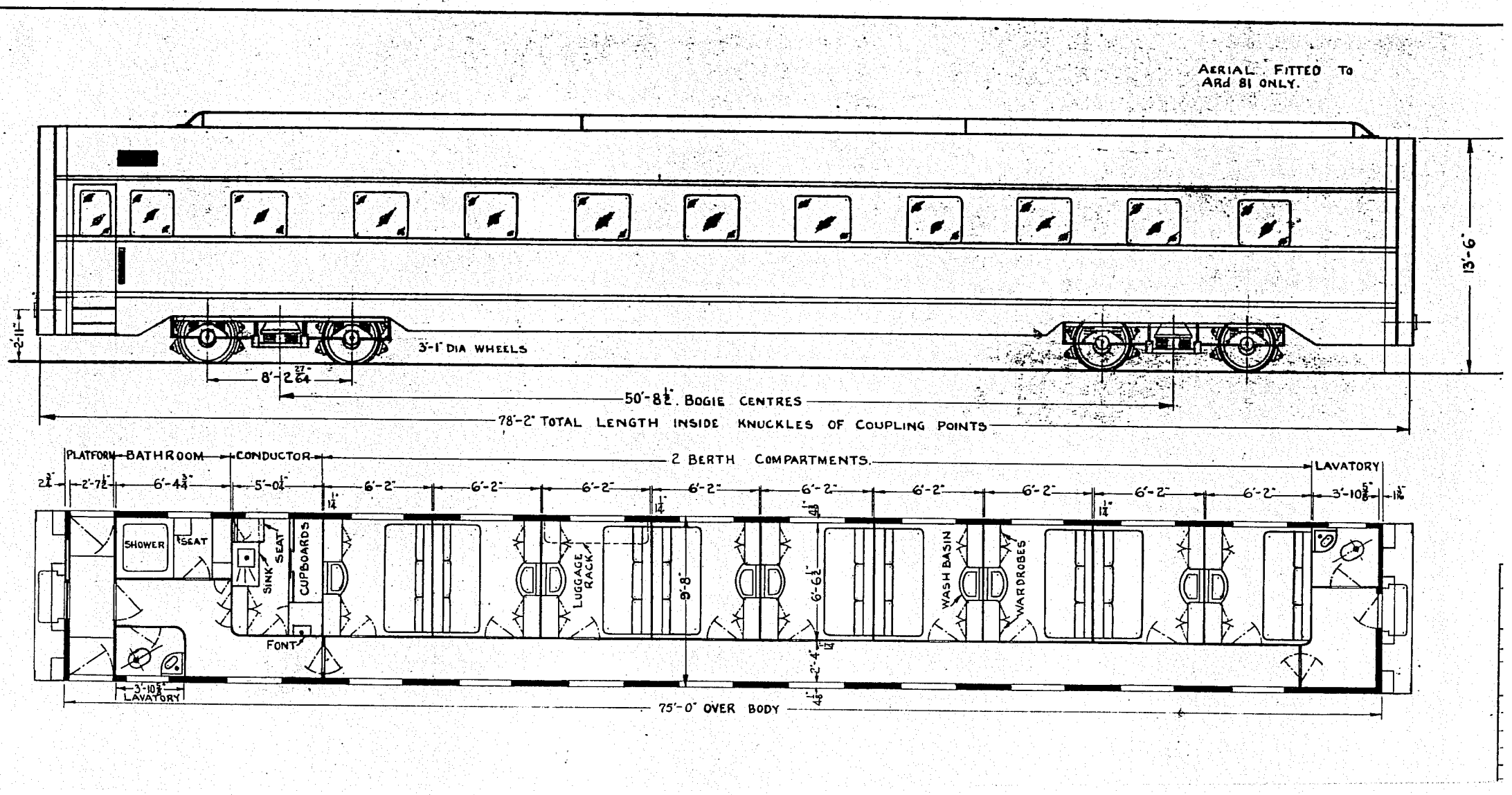
AERIAL FITTED TO ARd 81 ONLY.
13'-6"
2'-11"
3'-1" DIA WHEELS
8'-2 27/64"
50'-8½". BOGIE CENTRES
78'-2" TOTAL LENGTH INSIDE KNUCKLES OF COUPLING POINTS
PLATFORM
BATHROOM
CONDUCTOR
2 BERTH COMPARTMENTS.
LAVATORY
2¾"
2'-7½"
6'-4¾"
5'-0¼"
6'-2"
6'-2"
6'-2"
6'-2"
6'-2"
6'-2"
6'-2"
6'-2"
6'-2"
3'-10⅝"
1⅛"
1¼"
1¼"
1¼"
4⅛"
SHOWER
SEAT
SINK
SEAT
CUPBOARDS
FONT
LUGGAGE RACK
9'-8"
6'-6½"
WASH BASIN
WARDROBES
2'-4"
4⅛"
3'-10⅝"
LAVATORY
75'-0" OVER BODY

44-R

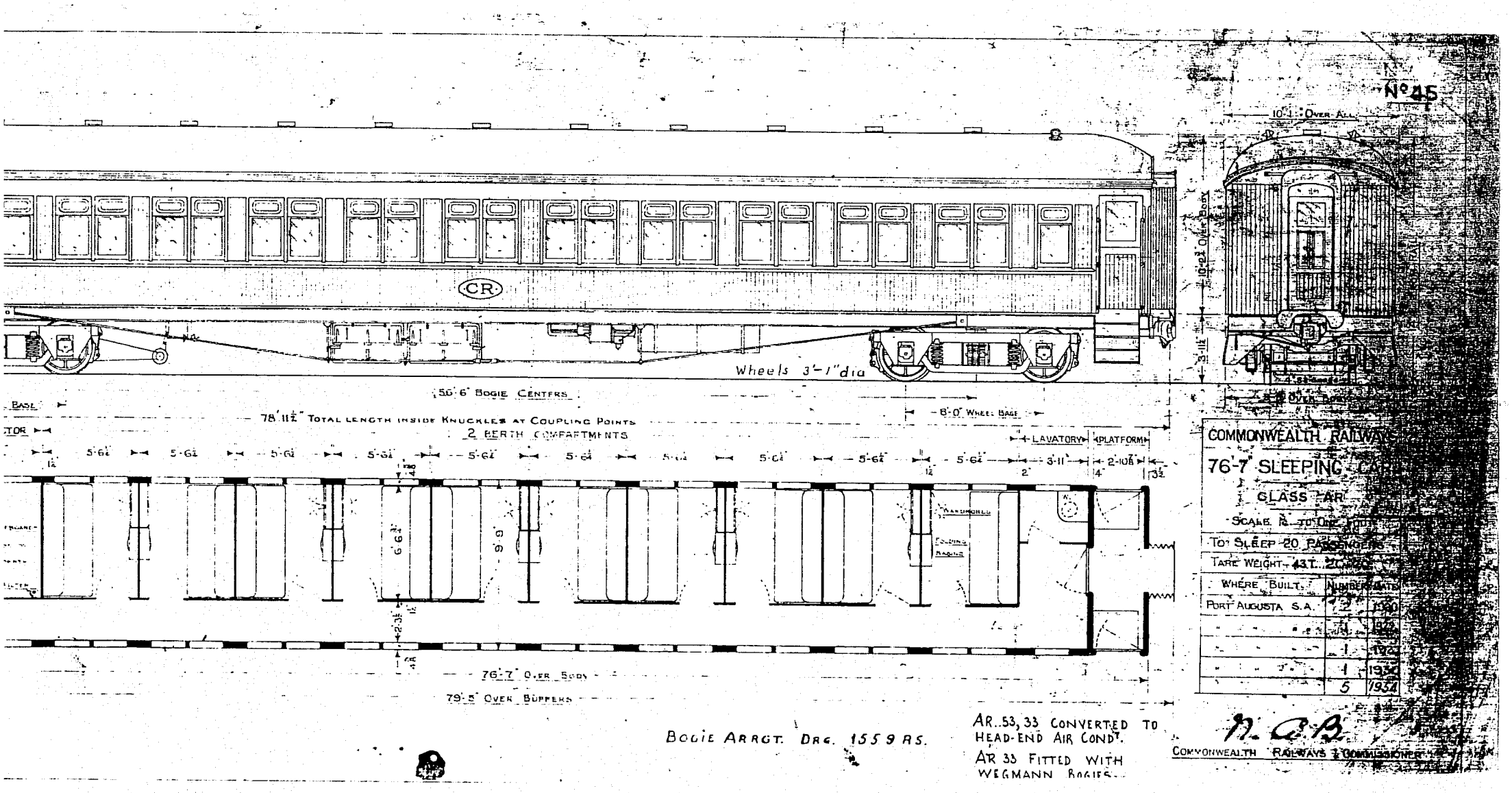
No 45
CR
Wheels 3'-1" dia
50'-6" Bogie Centers
78'-11½" Total Length Inside Knuckles at Coupling Points
2 Berth Compartments
6'-0" Wheel Base
Lavatory
Platform
76'-7" Over Body
79'-5" Over Buffers
10'-1" Over All
Over Body
Over Buffers
Knuckles
Coupling Racks
Bogie Arrgt. Drg. 1559 RS.
AR 53, 33 Converted to Head-End Air Cond.
AR 33 Fitted with Wegmann Bogies.
Commonwealth Railways
76'-7" Sleeping Car
Glass AR
Scale ½" to One Foot
To Sleep 20 Passengers
Tare Weight 43T. 20 Cwts
Where Built
Port Augusta S.A.
Commonwealth Railways Commissioner

45-A

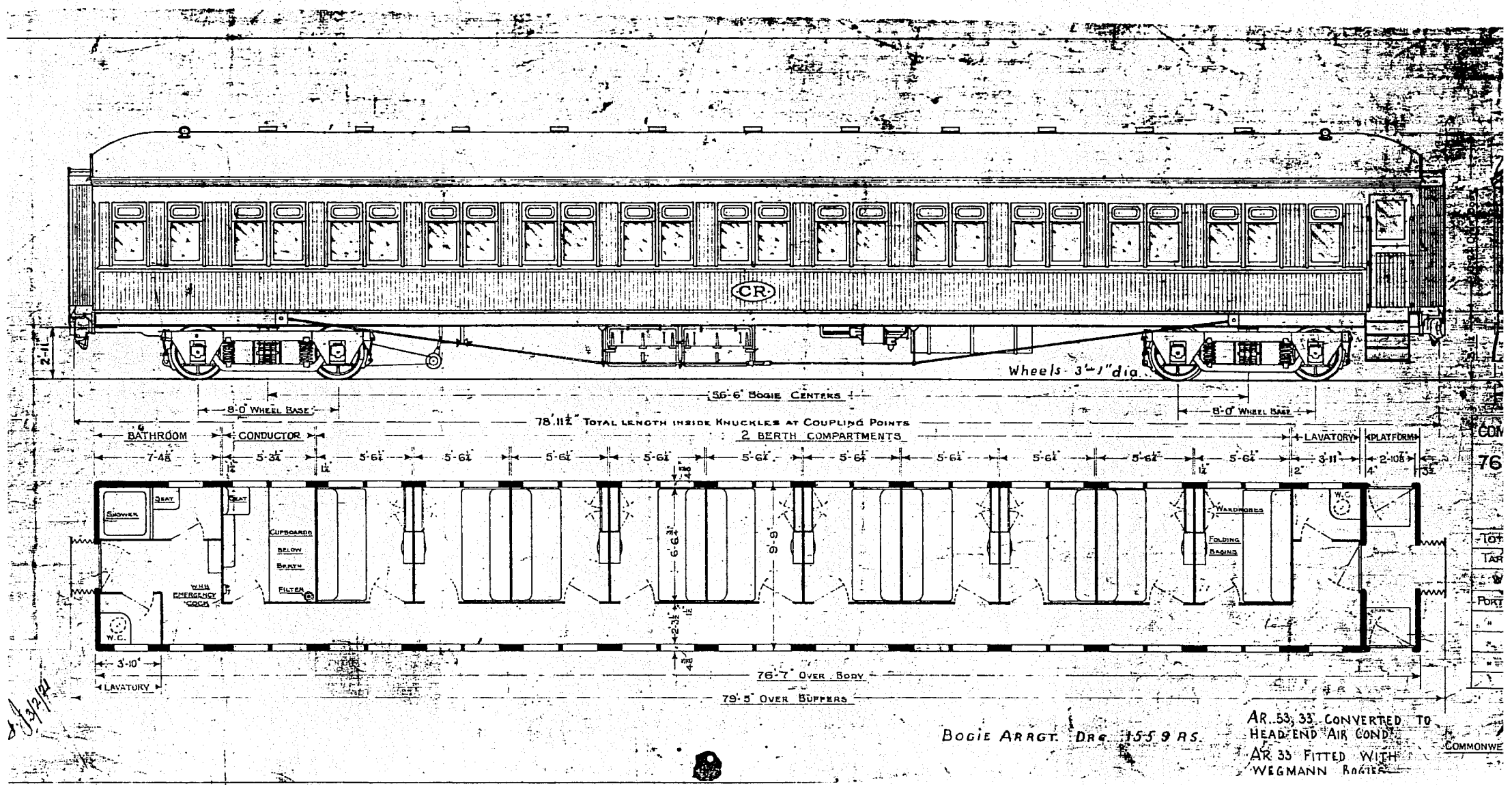
CR
Wheels 3'-1" dia.
56'-6" Bogie Centers
8'-0" Wheel Base
8'-0" Wheel Base
78'-11½" Total length inside Knuckles at Coupling Points
2 Berth Compartments
Bathroom
Conductor
Lavatory
Platform
7'-4⅝"
5'-3¼"
5'-6¼"
3'-11"
2'-10⅝"
Shower
Seat
Cupboards below Berth
Filter
W.H.B. Emergency Cocks
W.C.
Wardrobes
Folding Basins
6'-6¾"
9'-9"
3'-10"
Lavatory
76'-7" Over Body
79'-5" Over Buffers
Bogie Arrgt. Drg. 1559 RS.
AR. 53, 33 Converted to Head-end Air Cond.
AR 33 Fitted with Wegmann Bogies
Commonwe

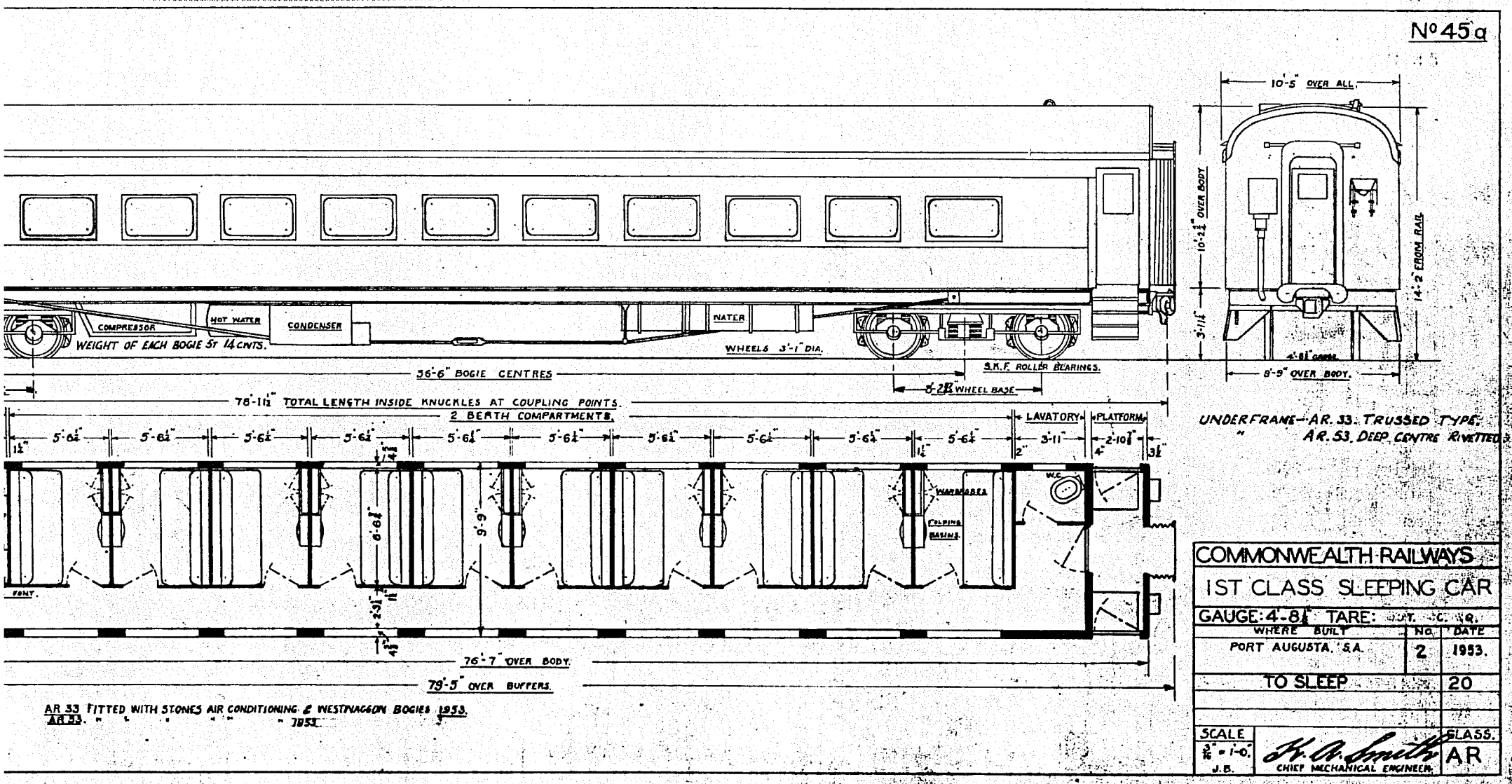
Nº 45a
COMPRESSOR
HOT WATER
CONDENSER
WATER
WEIGHT OF EACH BOGIE 5T 14 CWTS.
WHEELS 3'-1" DIA.
S.K.F. ROLLER BEARINGS.
56'-6" BOGIE CENTRES
8'-2½" WHEEL BASE
78'-11½" TOTAL LENGTH INSIDE KNUCKLES AT COUPLING POINTS.
2 BERTH COMPARTMENTS.
LAVATORY
PLATFORM
5'-6¼"
3'-11"
2'-10¾"
W.C.
WARDROBES
FOLDING BASINS.
PONY.
6'-8¼"
9'-9"
76'-7" OVER BODY.
79'-5" OVER BUFFERS.
10'-5" OVER ALL.
10'-2¼" OVER BODY
14'-2" FROM RAIL
3'-11¼"
4'-8½" GAUGE.
8'-9" OVER BODY.
UNDERFRAME—AR. 33. TRUSSED TYPE.
" AR. 53. DEEP CENTRE RIVETTED.
AR 33 FITTED WITH STONES AIR CONDITIONING & WESTWAGGON BOGIES 1953.
AR 53. " " " " " " 1953.
COMMONWEALTH RAILWAYS
1ST CLASS SLEEPING CAR
GAUGE: 4'-8½" TARE: T. C. Q.
WHERE BUILT
PORT AUGUSTA, S.A.
No. 2
DATE 1953.
TO SLEEP 20
SCALE 3/16" = 1'-0"
J.B.
H. A. Smith
CHIEF MECHANICAL ENGINEER.
CLASS. AR

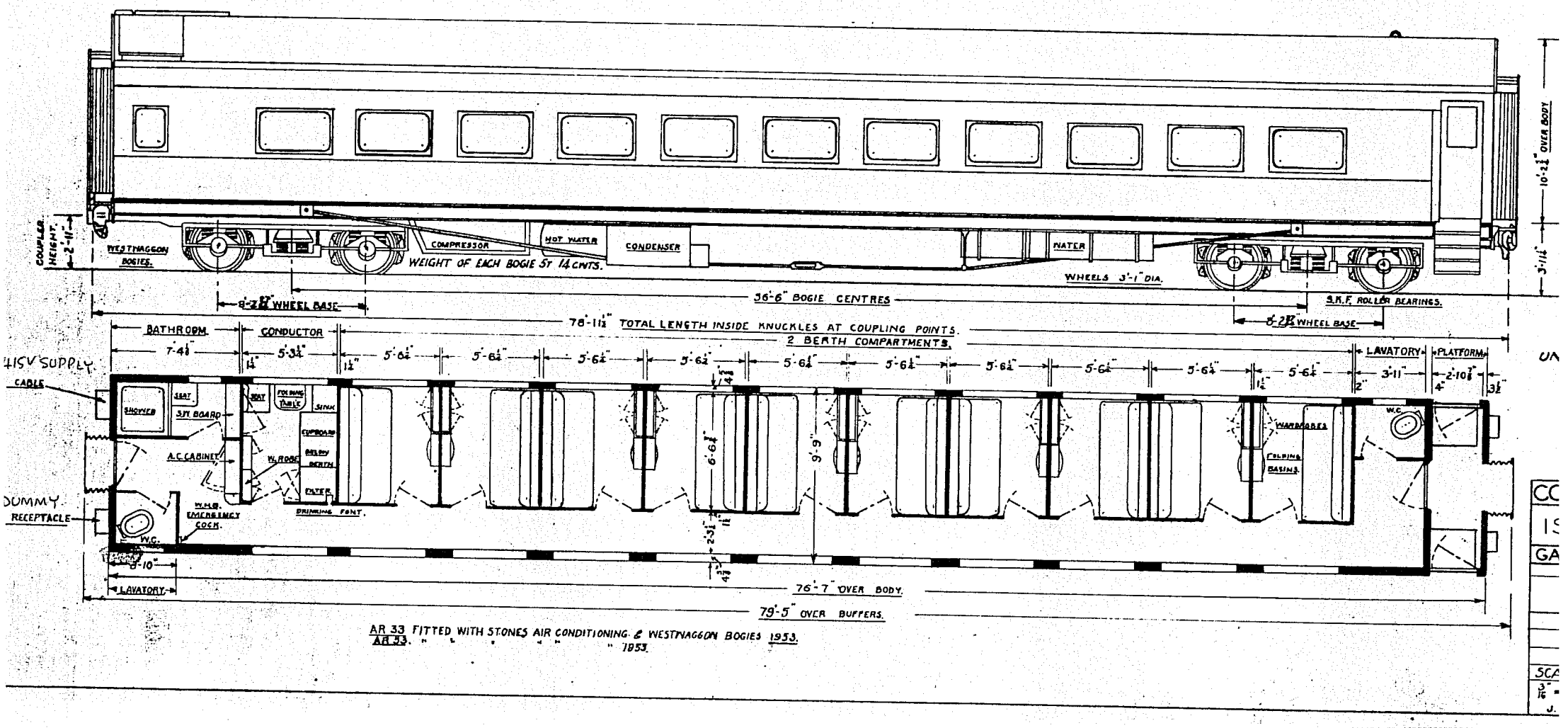

AR 33 FITTED WITH STONES AIR CONDITIONING & WESTINGGOON BOGIES 1953.
AR 53. " " " " " " 1953.

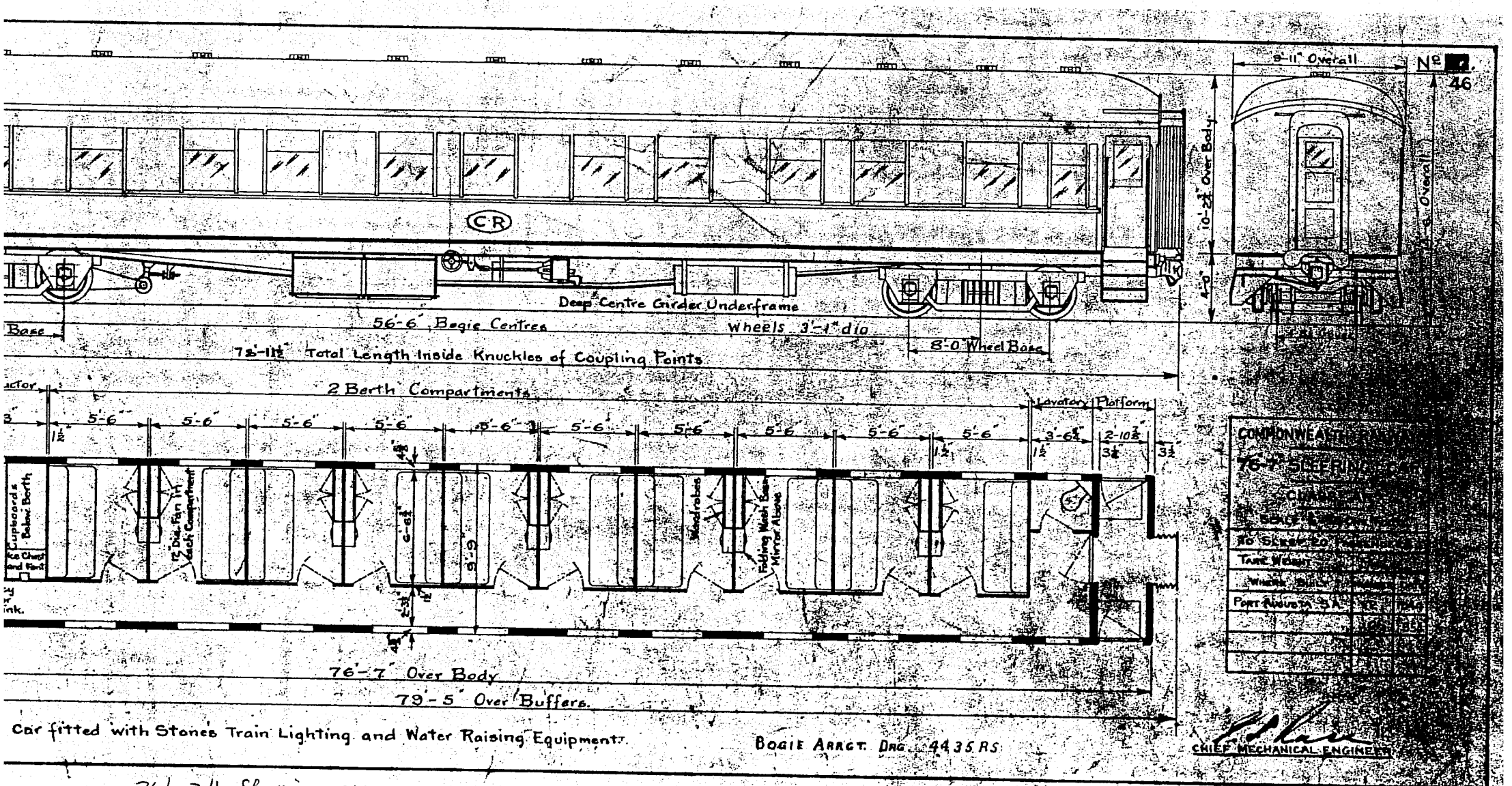

76'-7" Sleeping car.
Class ARA.
To sleep 20 passengers

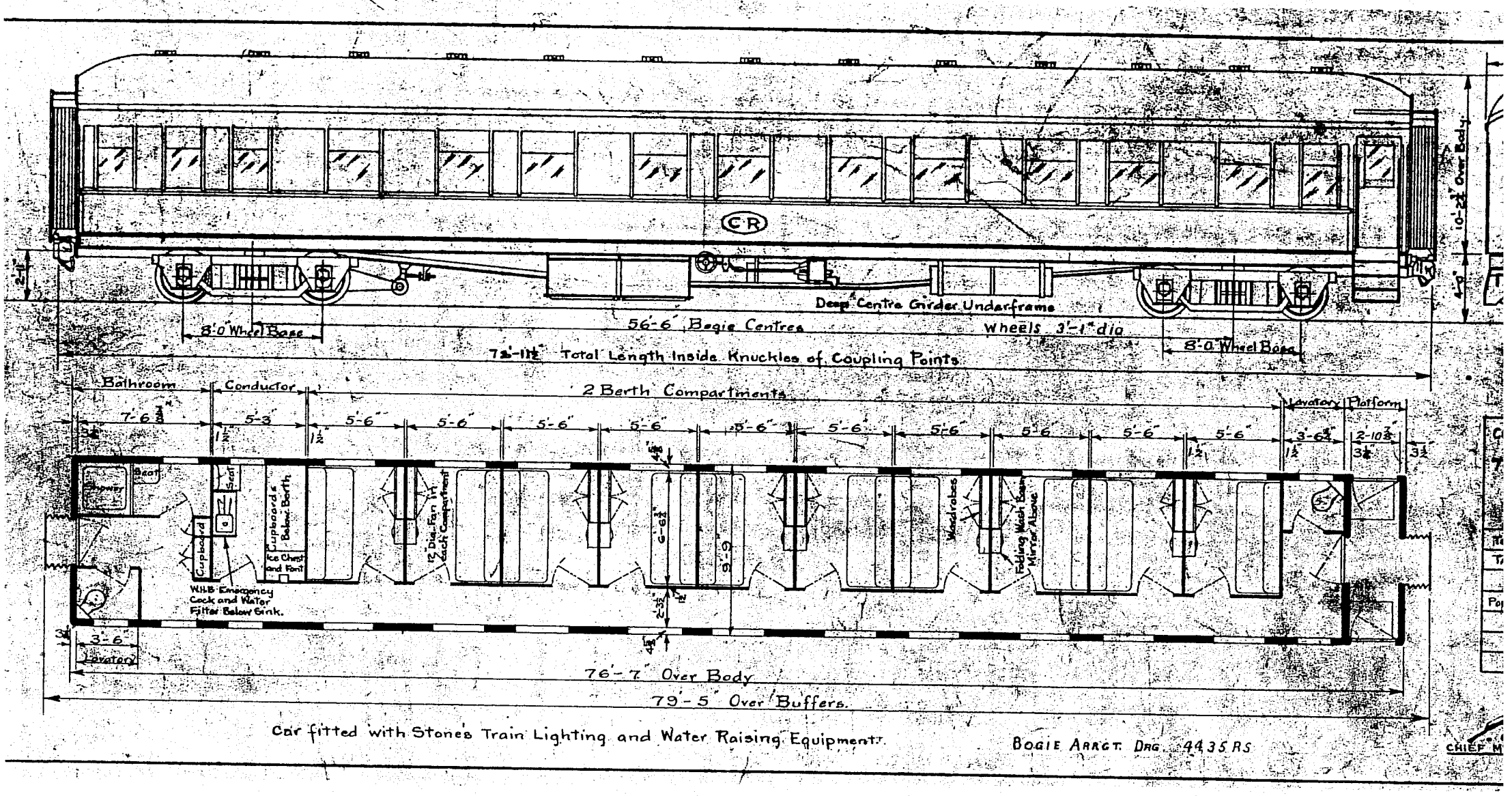
C R
Deep Centre Girder Underframe
8'-0" Wheel Base
56'-6" Bogie Centres
Wheels 3'-1" dia
8'-0" Wheel Base
Total Length Inside Knuckles of Coupling Points
Bathroom
Conductor
2 Berth Compartments
Lavatory
Platform
7'-6"
5'-3"
5'-6"
3'-6"
2'-10"
Boot
Seat
Cupboard
Cupboard & Below Berth
Ice Chest and Font
12" Dia. Fan in each Compartment
Wardrobes
Folding Wash Basin Mirror Above
W.H.B. Emergency Cock and Water Filter Below Sink.
Lavatory
76'-7" Over Body
79'-5" Over Buffers.
Car fitted with Stone's Train Lighting and Water Raising Equipment.
BOGIE ARRGT. DRG. 4435 RS

46B

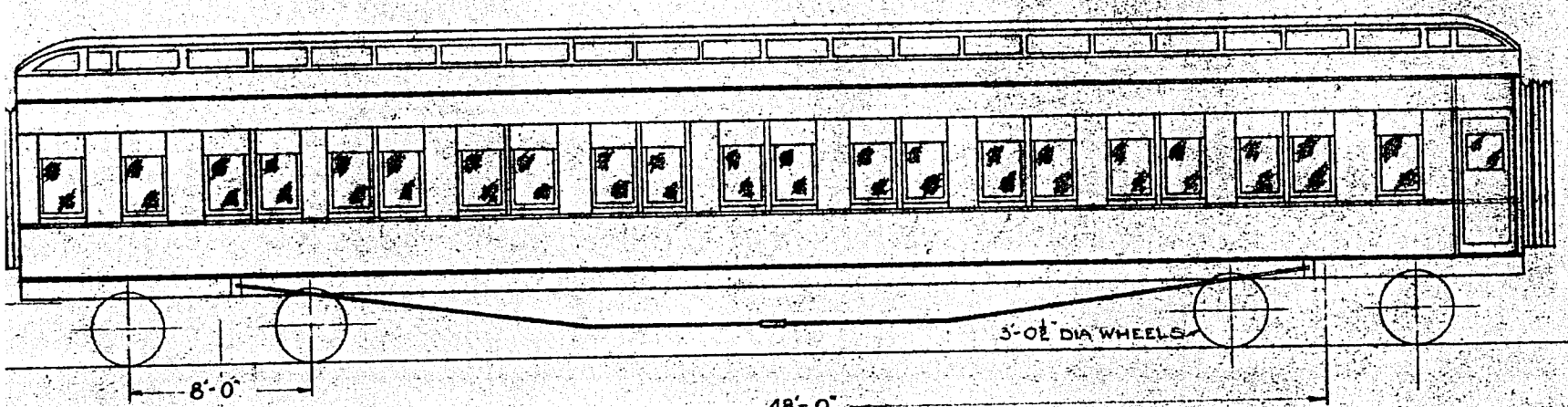

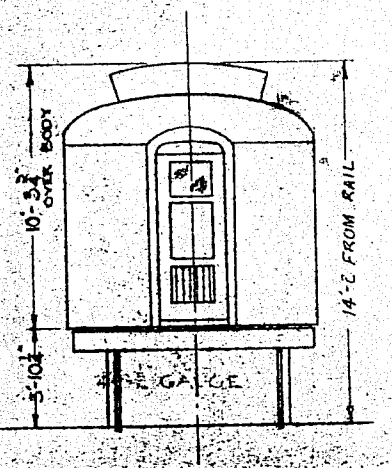

ARRGT OF BOGIE No 1 RS

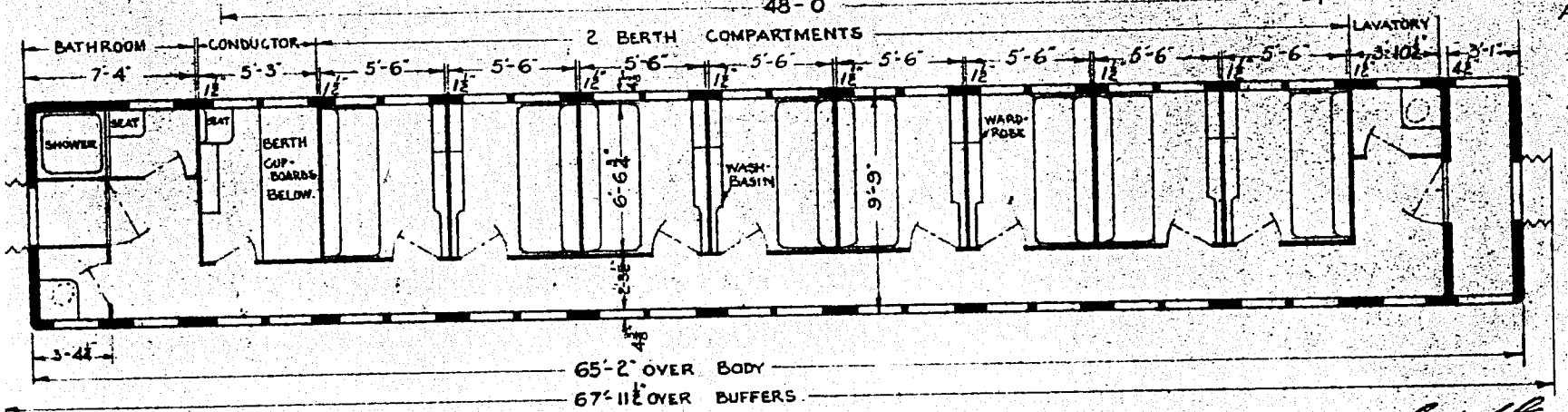

COMMONWEALTH RAILWAYS		
65'-2" SLEEPING CAR		
CLASS ARB		
2'-8½" GAUGE ONE FOOT		
TO SLEEP 16 PASSENGERS		
TARE WEIGHT 32T 15c 0q		
WHERE BUILT	No	DATE
CONVERTED FROM ARP CLASS	4	1946 1949
	4	1954

SCALE 3/16" = 1 FOOT.

K. A. Smith
CHIEF MECHANICAL ENGINEER.

167A

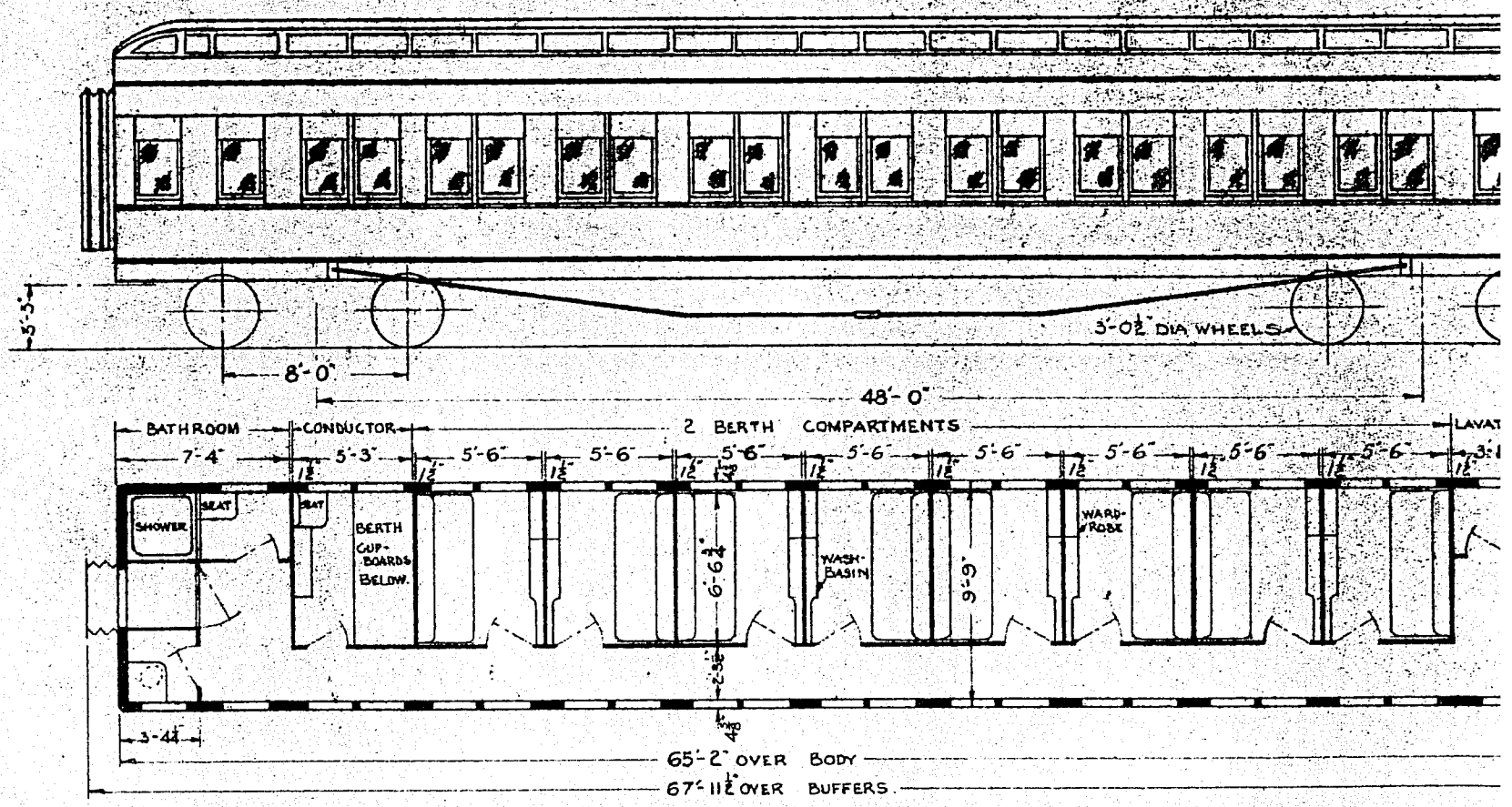

CHIEF MECHANIC

R.R.A.S

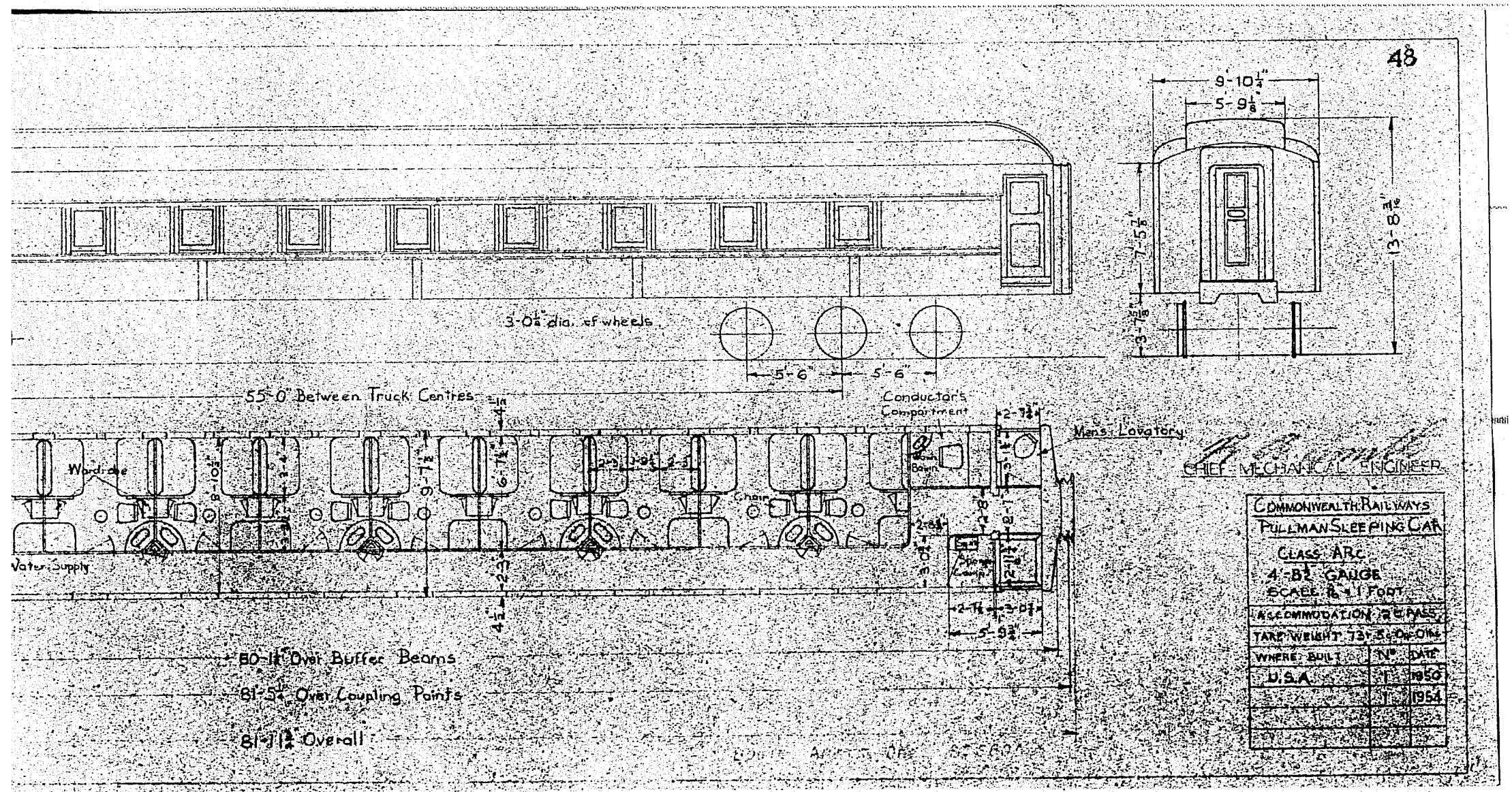
9-10¼"
5-9⅛"
7-5⅞"
3-7⅞"
13-8¾"
3-0¼" dia. of wheels
5'-6"
5'-6"
55'-0" Between Truck Centres
Conductor's Compartment
Mens' Lavatory
Wardrobe
Chairs
Water Supply
2-7¾"
2-9¾"
5-9¾"
80-1¼" Over Buffer Beams
81-5¼" Over Coupling Points
81-11¾" Overall
CHIEF MECHANICAL ENGINEER
COMMONWEALTH RAILWAYS
PULLMAN SLEEPING CAR
CLASS ARC
4'-8½" GAUGE
SCALE ⅛ = 1 FOOT
ACCOMMODATION 22 PASS.
TARE WEIGHT 73-5-0 TONS
WHERE BUILT
Nº
DATE
U.S.A.
1
1950
1
1954

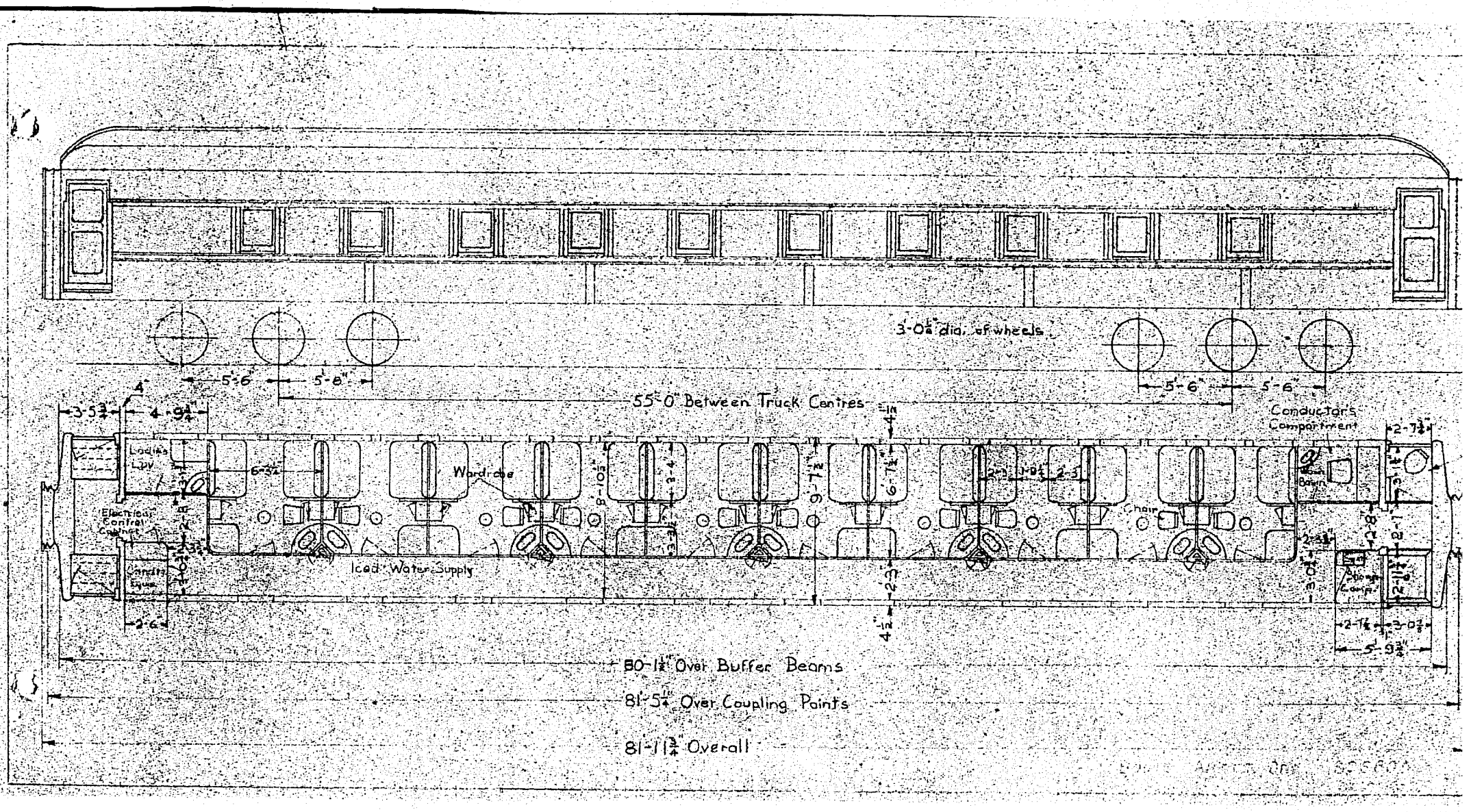
3'-0½" dia. of wheels
5'-6"
5'-8"
55'-0" Between Truck Centres
5'-6"
5'-6"
Conductor's Compartment
Ladies Lav.
Wardrobe
Electrical Control Cabinet
Chairs
Iced Water Supply
80-1½" Over Buffer Beams
81'-5¼" Over Coupling Points
81'-11¾" Overall

48-B

APPENDIX C.

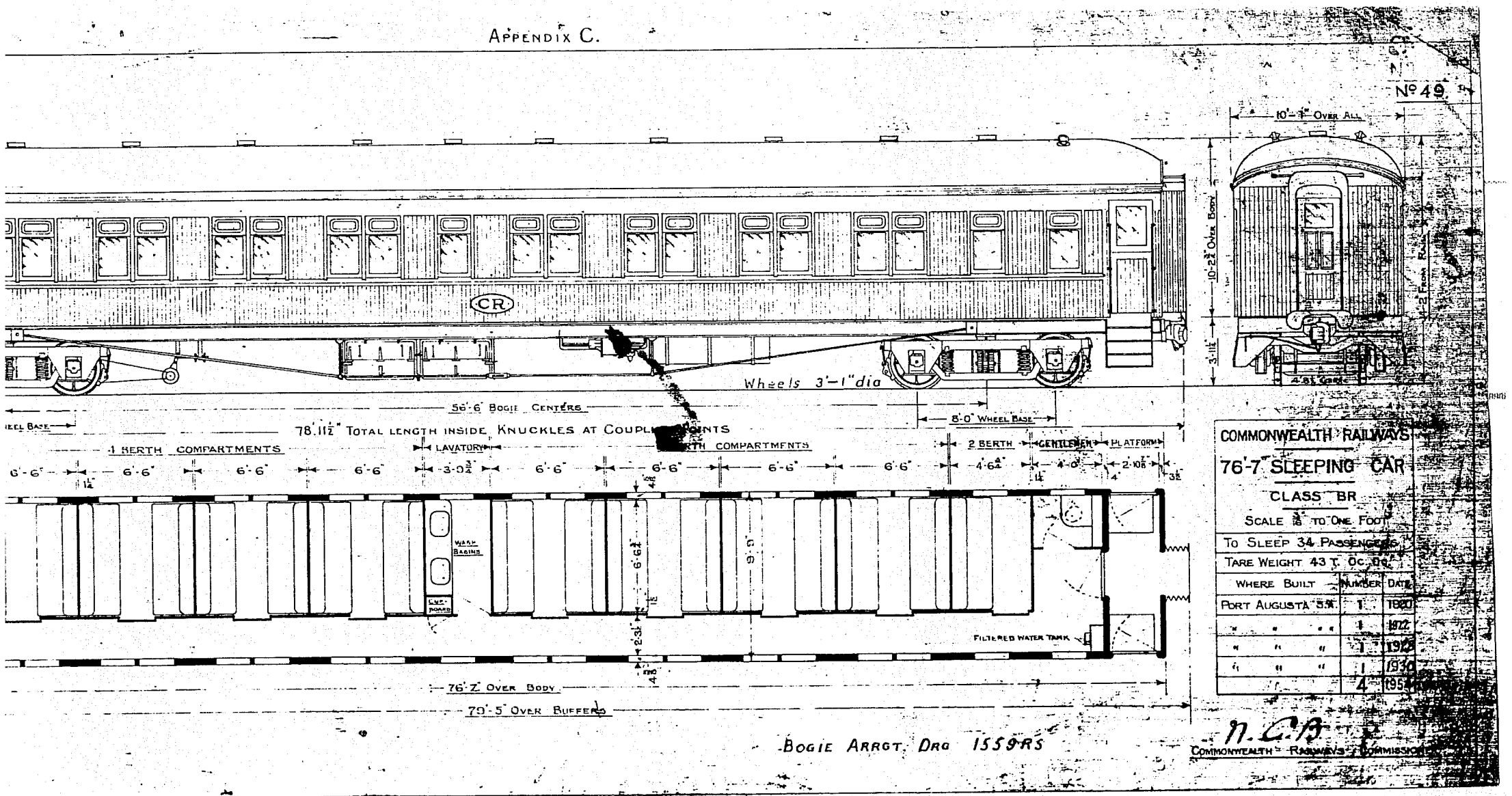
No 49.
10'-7" Over All
10'-2½" Over Body
3'-11½"
4'-8½" From Rail
4'-8½" Gauge
CR
Wheels 3'-1" dia
56'-6" Bogie Centers
8'-0" Wheel Base
78'-11½" Total Length Inside Knuckles at Couplers
1 Berth Compartments
Lavatory
2 Berth
Gentlemen
Platform
6'-6"
3'-0¾"
4'-6¼"
4'-0"
2'-10⅝"
Wash Basins
Lavatory
Filtered Water Tank
76'-2" Over Body
79'-5" Over Buffers
Bogie Arrgt. Drg 1559RS
COMMONWEALTH RAILWAYS
76'-7" SLEEPING CAR
CLASS BR
SCALE ⅛" TO ONE FOOT
TO SLEEP 34 PASSENGERS
TARE WEIGHT 43 T. 0C. 0Q.
WHERE BUILT
NUMBER
DATE
PORT AUGUSTA S.A.
1
1920
1922
1929
1930
4
1951
N.C.B.
COMMONWEALTH RAILWAYS COMMISSIONER

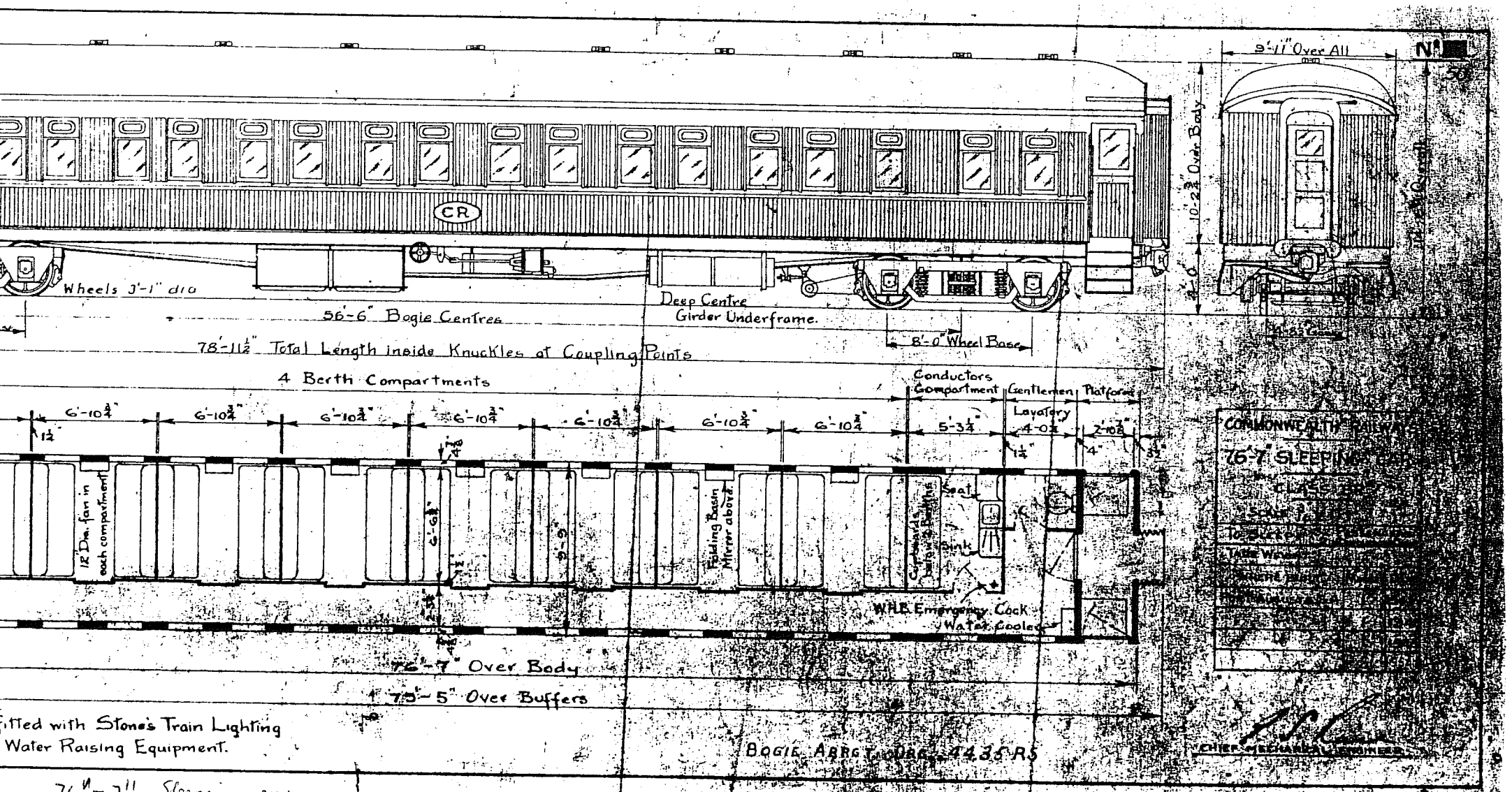

76'-7" Sleeping car
Class BR^A
To Sleep 32 passengers
2 in conductors compt.

PORT Augusta - 1-1941
1-1942
1-1944
IN Service 3-1954

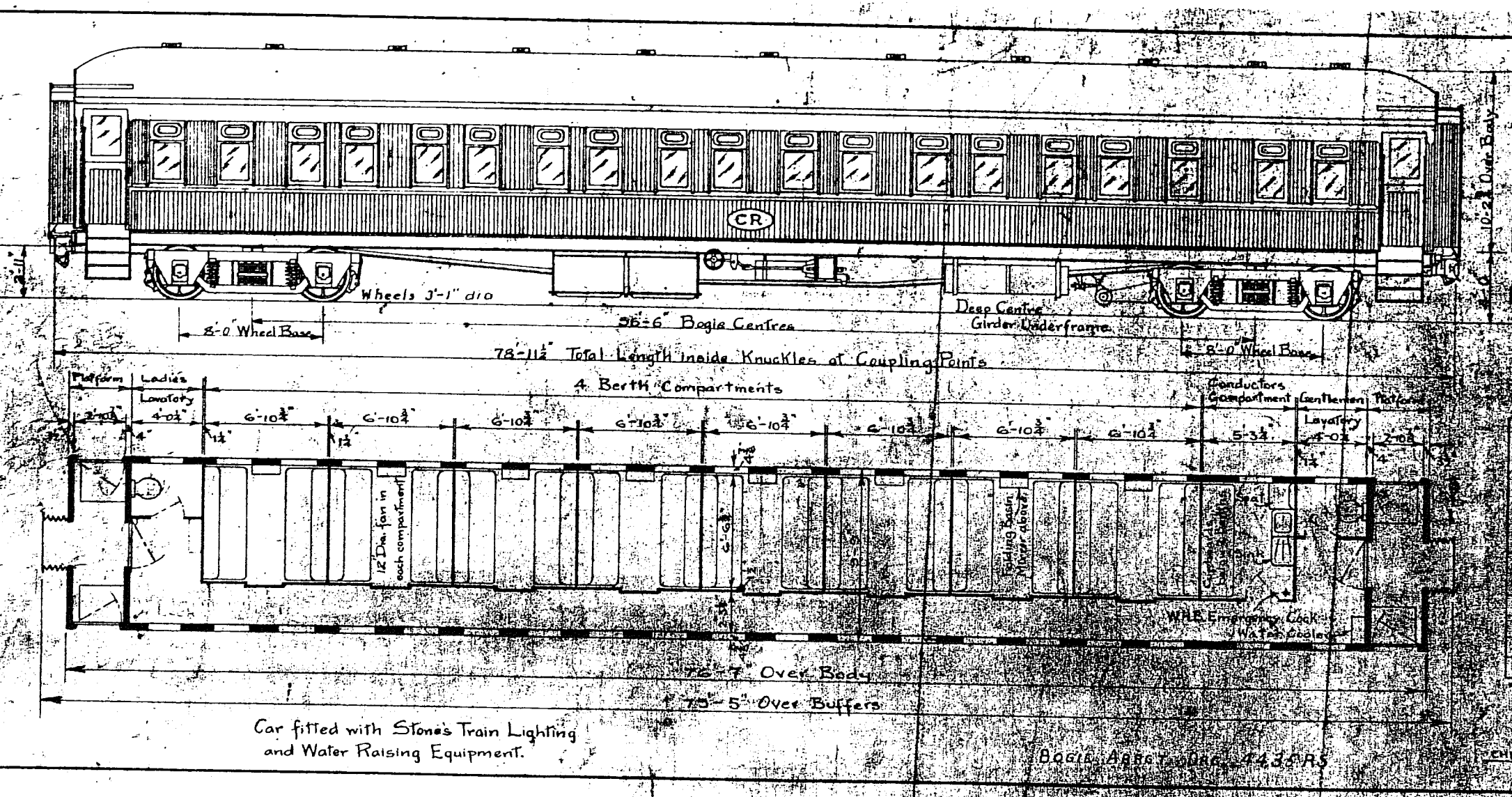

Car fitted with Stone's Train Lighting and Water Raising Equipment.

BOGIE ARRGT. DWG. 4435 R5

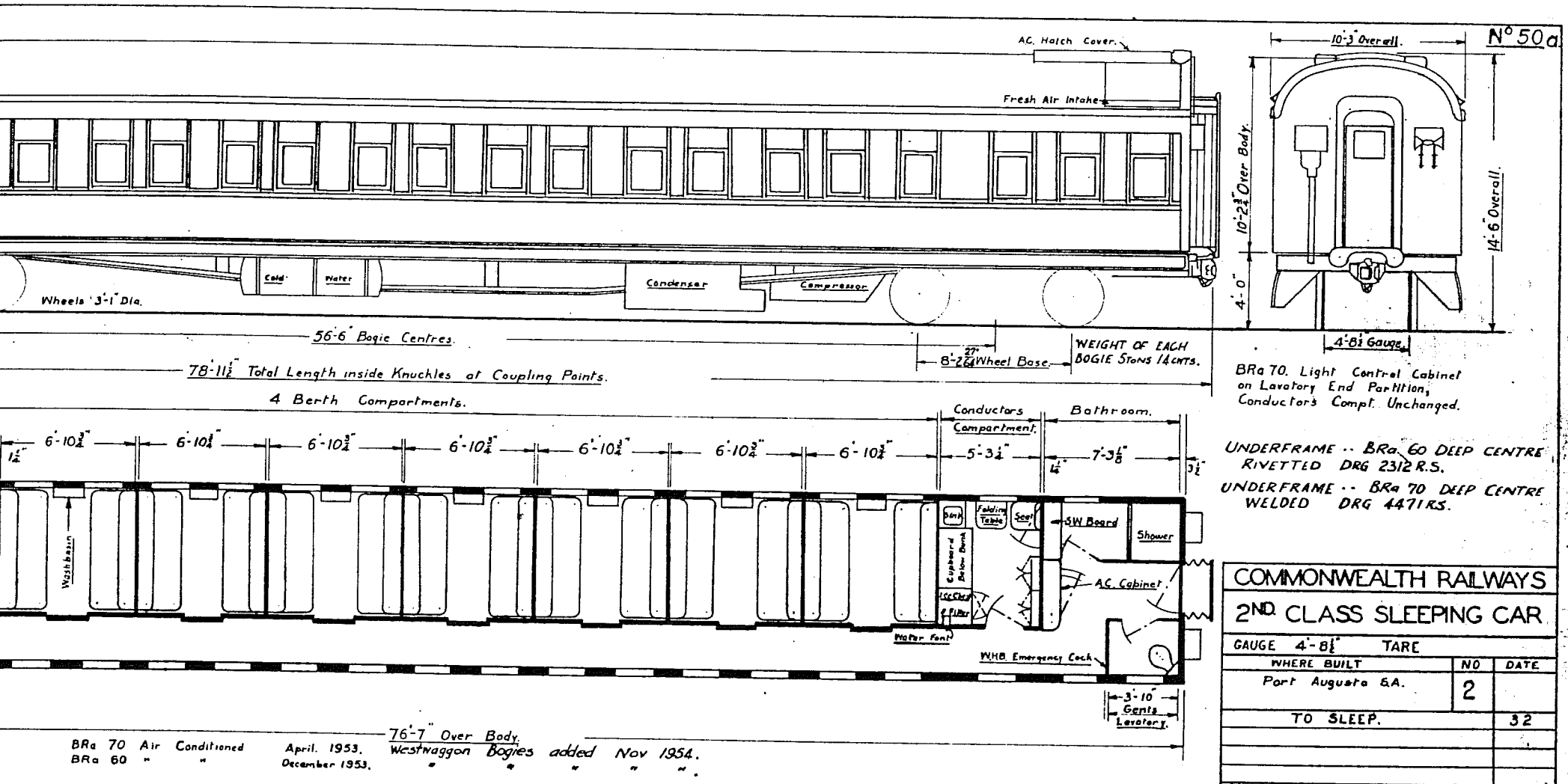
N° 50a
A.C. Hatch Cover.
Fresh Air Intake
Wheels 3'-1" Dia.
Cold
Water
Condenser
Compressor
56'-6" Bogie Centres.
78'-11½" Total Length inside Knuckles at Coupling Points.
8'-2 27/64" Wheel Base.
WEIGHT OF EACH BOGIE STONS 14 CWTS.
10'-3" Overall.
10'-2¾" Over Body.
4'-0"
14'-6" Overall.
4'-8½" Gauge.
BRa 70. Light Control Cabinet on Lavatory End Partition, Conductors Compt. Unchanged.
4 Berth Compartments.
Conductors Compartment.
Bathroom.
6'-10¾"
5'-3¼"
7'-3⅛"
1¼"
3½"
UNDERFRAME .. BRa 60 DEEP CENTRE RIVETTED DRG 2312 R.S.
UNDERFRAME .. BRa 70 DEEP CENTRE WELDED DRG 4471 RS.
Washbasin
Sink
Folding Table
Seat
SW Board
Shower
Cupboard Below Bunk
Ice Chest & Filter
A.C. Cabinet
Water Font
W.H.B. Emergency Cock
3'-10" Gents Lavatory.
76'-7" Over Body.
BRa 70 Air Conditioned April. 1953.
BRa 60 " " December 1953.
Westwaggon Bogies added Nov 1954.
COMMONWEALTH RAILWAYS
2ND CLASS SLEEPING CAR
GAUGE 4'-8½" TARE
WHERE BUILT
NO
DATE
Port Augusta S.A.
2
TO SLEEP.
32
SCALE 1/16" = 1'-0"
J.B.
K. A. Smith
Chief Mechanical Engineer.
CLASS.
BRA

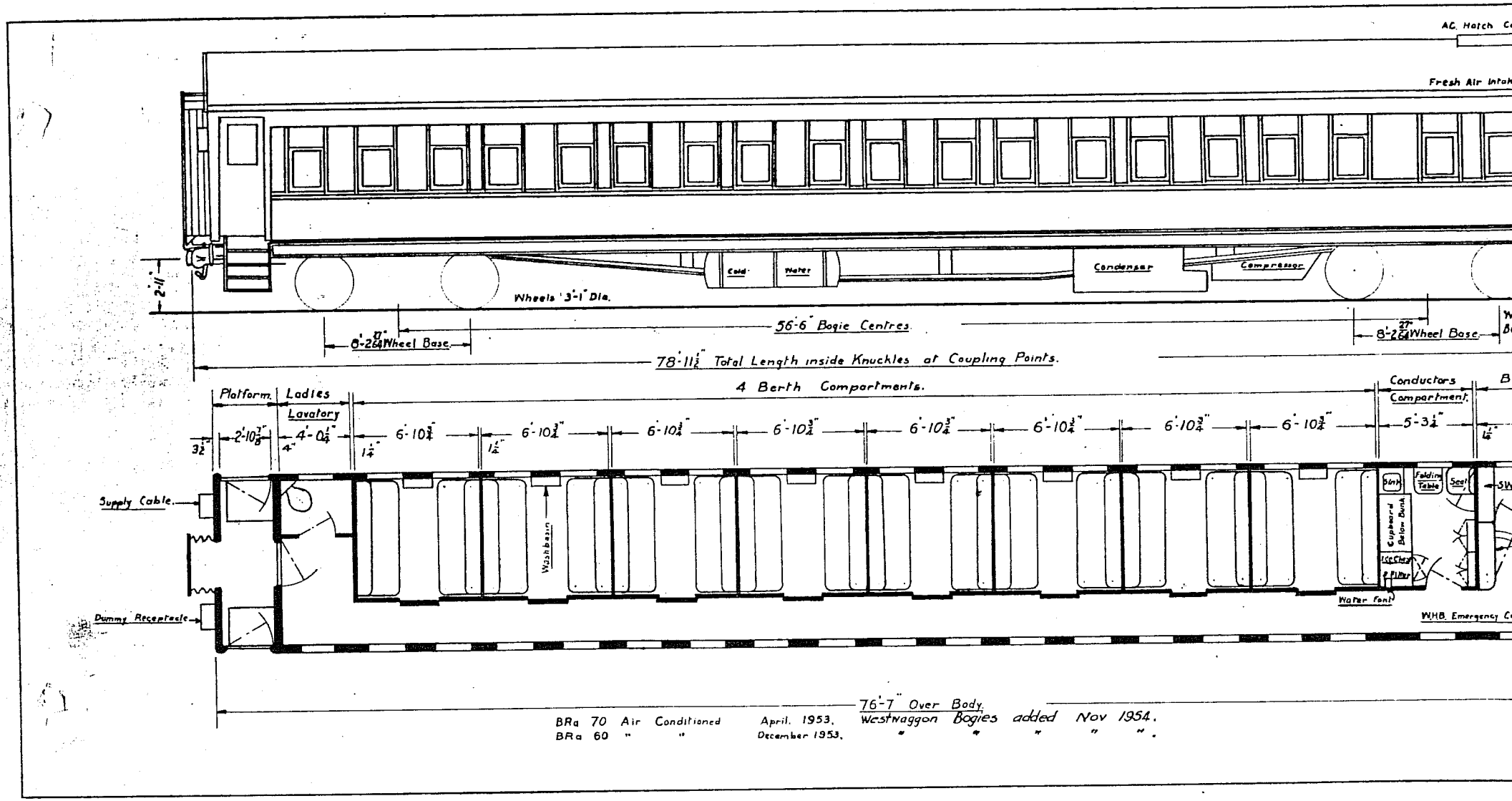
AC. Hatch
Fresh Air Intak
Cold
Water
Condenser
Compressor
Wheels 3'-1" Dia.
2'-11"
56'-6" Bogie Centres
8'-2 27/64" Wheel Base
78'-11½" Total Length inside Knuckles at Coupling Points.
4 Berth Compartments.
Platform
Ladies Lavatory
Conductors Compartment
2'-10 7/8"
4'-0¼"
6'-10¾"
5'-3¼"
Supply Cable
Dummy Receptacle
Washbasin
Sink
Folding Table
Seat
Cupboard Below Bunk
Ice Chest & Filter
Water Font
W.H.B. Emergency C
76'-7" Over Body.
BRa 70 Air Conditioned April. 1953.
BRa 60 " " December 1953.
Westwaggon Bogies added Nov 1954.

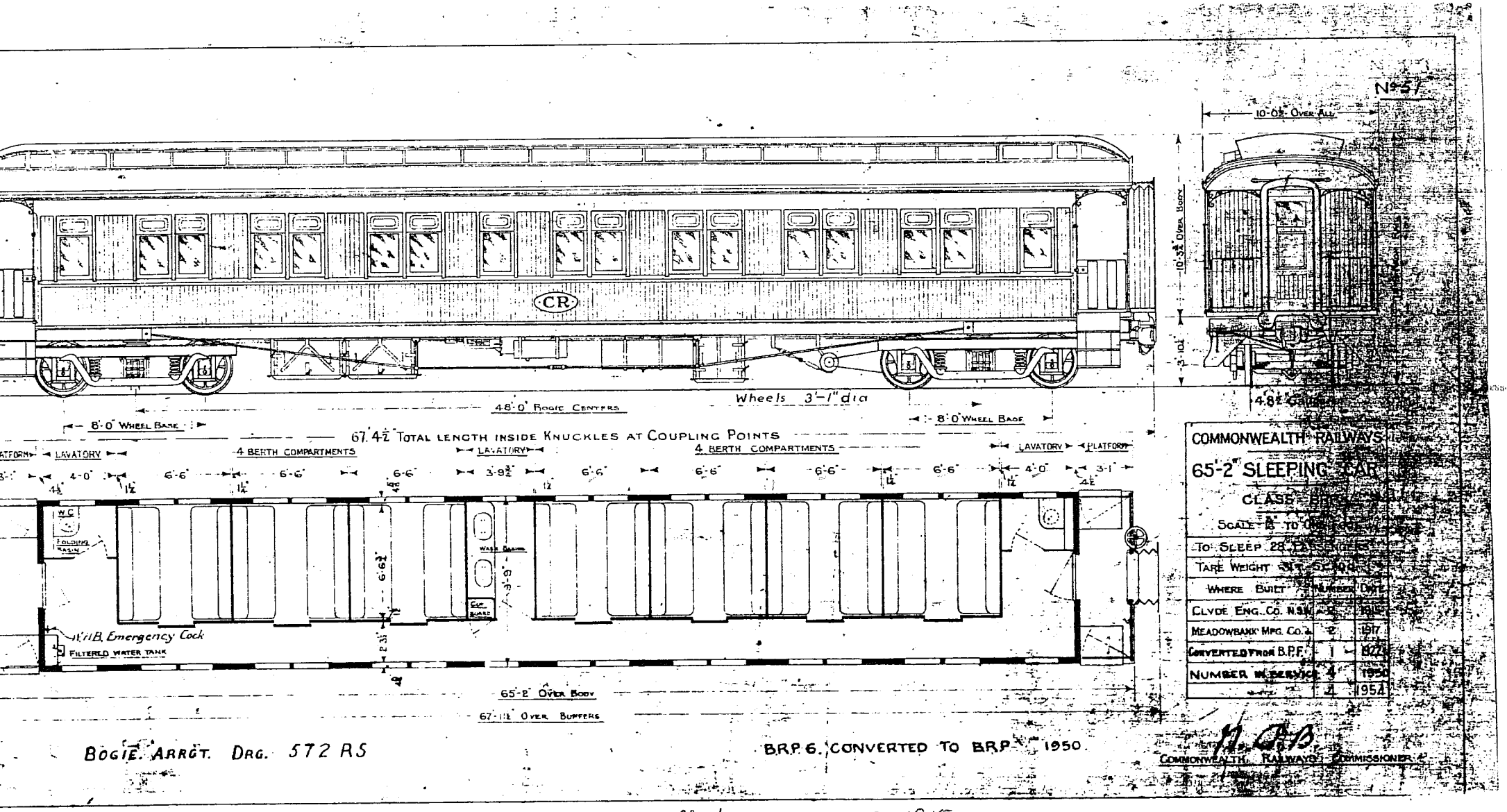

Bogie Arrgt. Drg. 572 RS

B.R.P. 6. Converted to BRP 1950.

Class BRP
To Sleep 28 passengers
Tare weight 31T-5c-0q

Clyde eng - 2-1915
Meadowbank - 2-1917
Convt from BPF - 1-1922
Number in Service - 4-1950

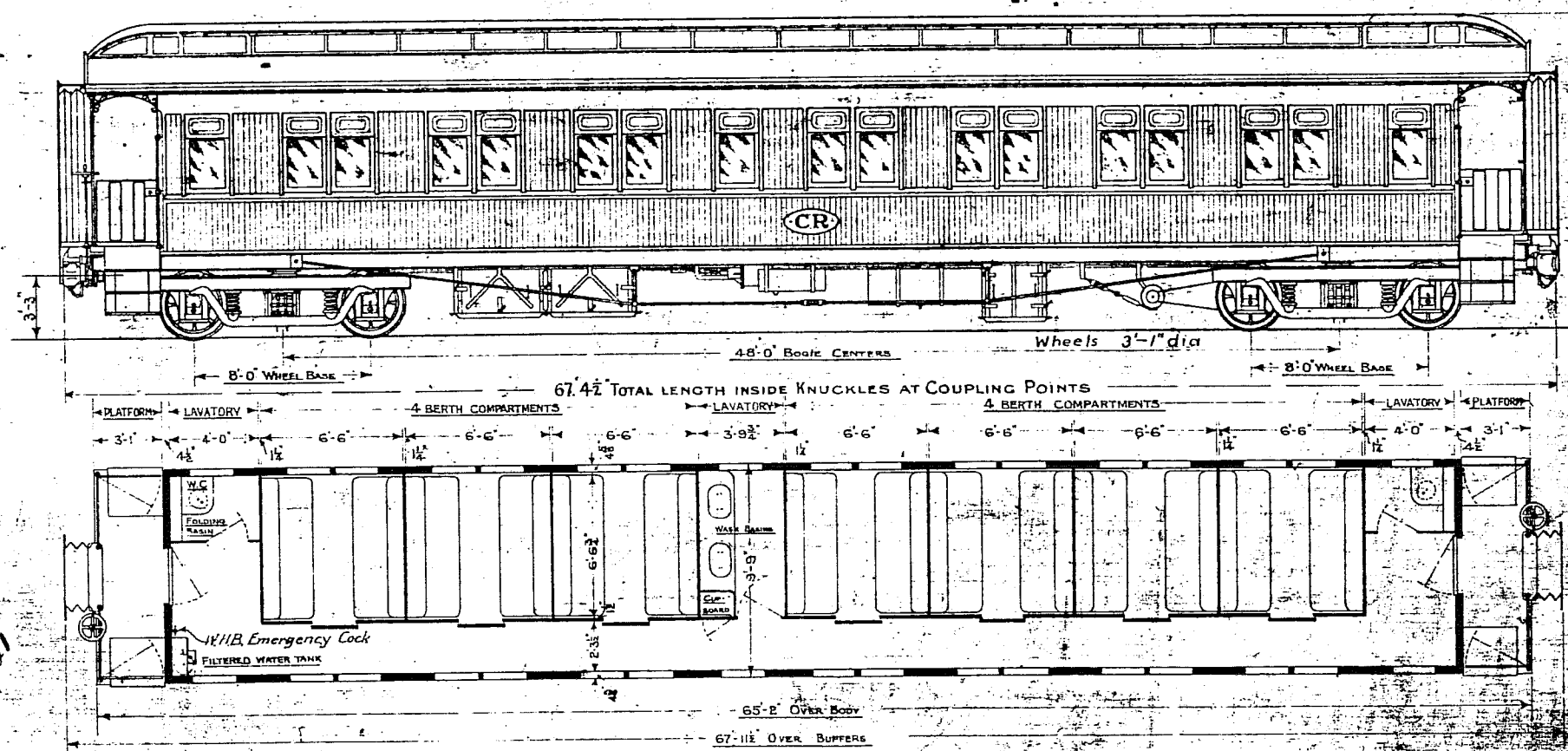



COMMONWEALTH RAILWAYS			
65-2" SLEEPING CAR			
CLASS BRP			
SCALE ½" TO 1'-0"			
TO SLEEP 28 PASSENGERS			
TARE WEIGHT 37 TONS 14 CWT			
WHERE BUILT	NUMBER	DATE	
CLYDE ENG. CO. N.S.W.	1	1916	
MEADOWBANK MFG. CO.	2	1917	
CONVERTED FROM B.P.F.	1	1921	
NUMBER IN SERVICE	4	1951	
	4	1951	

H. C. B.
COMMONWEALTH RAILWAYS COMMISS

BOGIE ARRGT. DRG. 572 RS

B.R.P. 6. CONVERTED TO B.R.P. 1950

3/2/21

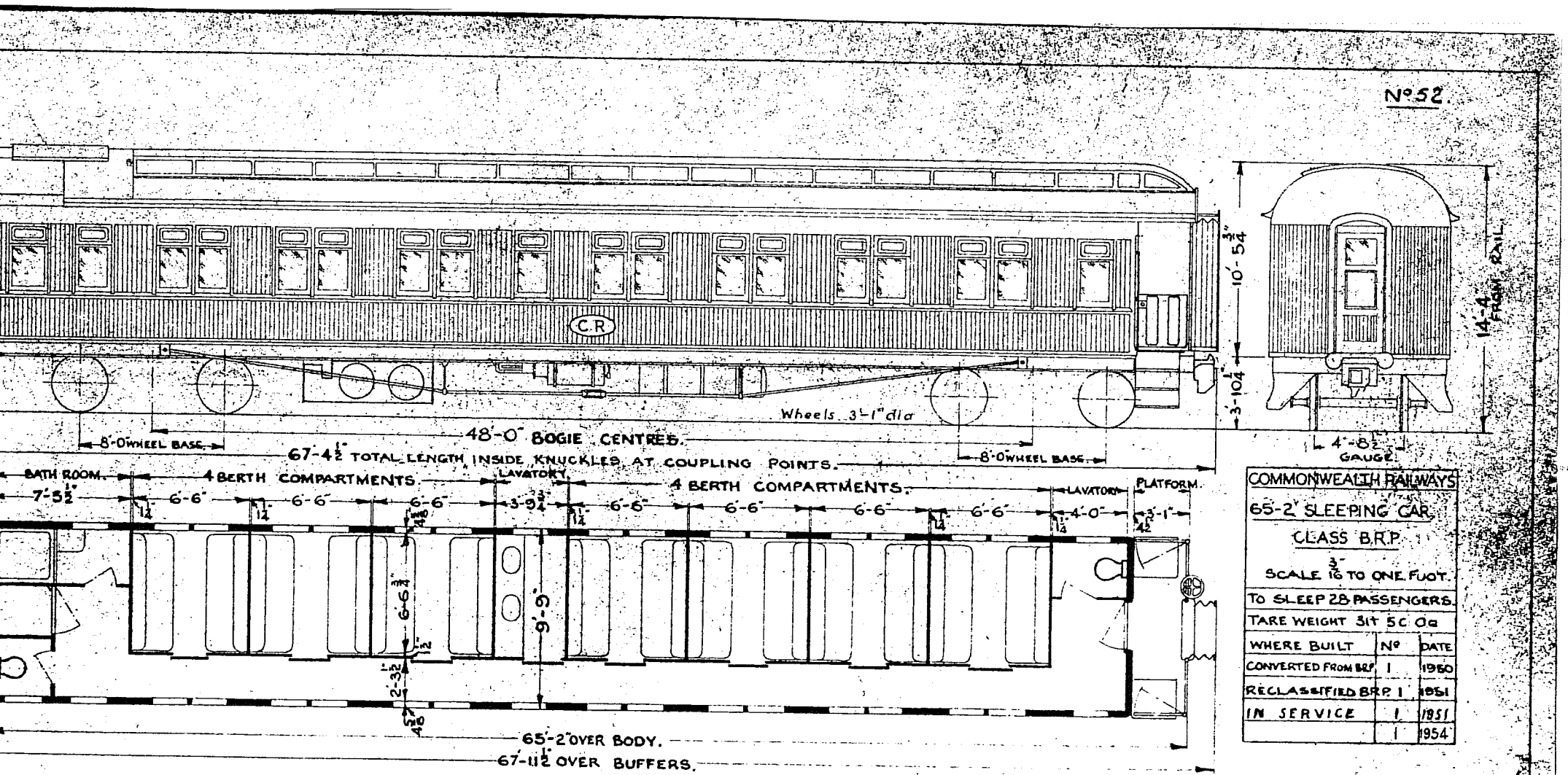

BOGIE ARRGT. DRG. 572 RS

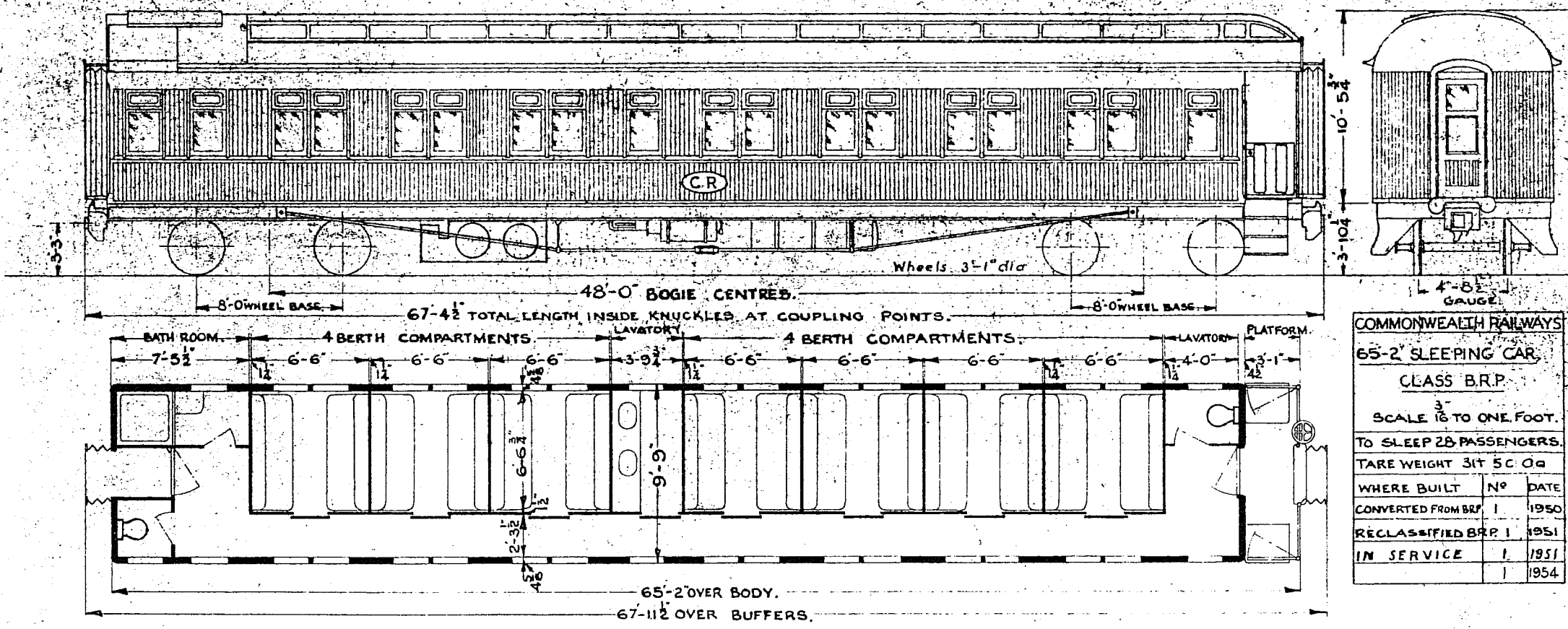

COMMONWEALTH RAILWAYS		
65'-2" SLEEPING CAR.		
CLASS B.R.P.		
SCALE 3/16" TO ONE FOOT.		
TO SLEEP 28 PASSENGERS.		
TARE WEIGHT 31t 5c 0q		
WHERE BUILT	Nº	DATE
CONVERTED FROM BRP	1	1950
RECLASSIFIED BRP	1	1951
IN SERVICE	1	1951
	1	1954

BOGIE ARRGT. DRG. 572 RS

CHIEF MECHANICAL ENGINEER.

Nº 53.

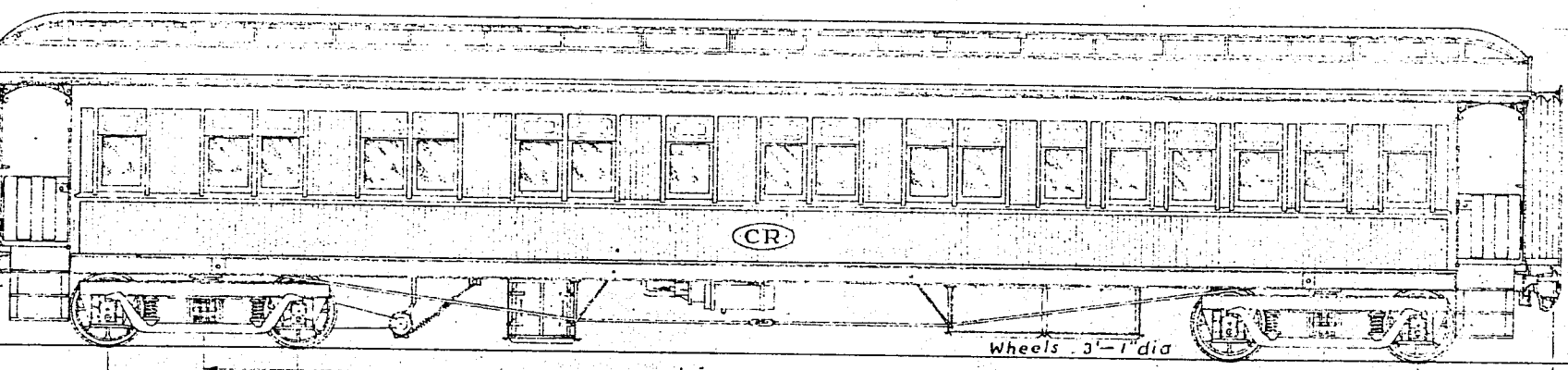



67'-4½" Total length inside Knuckles at Coupling Points

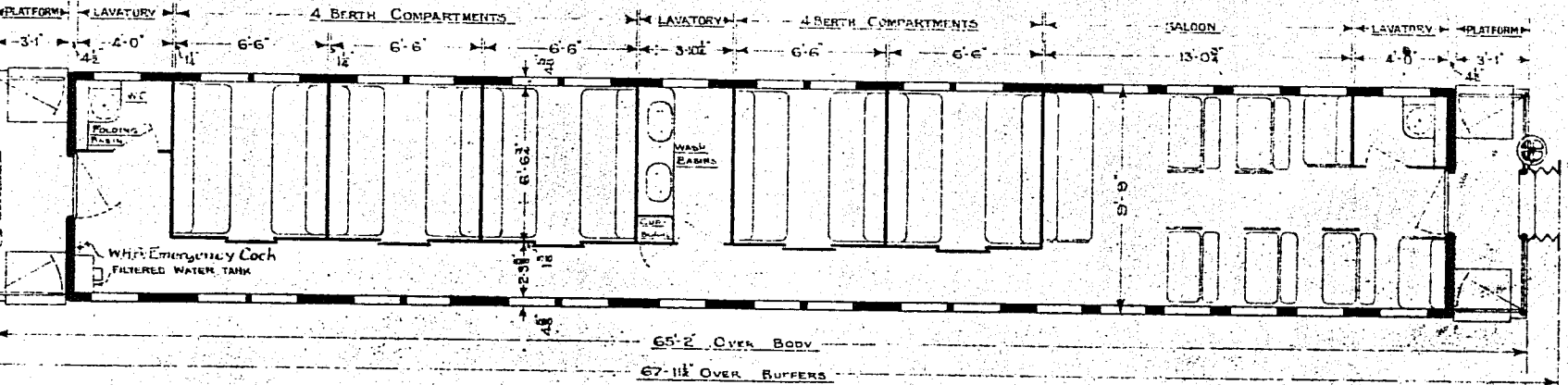

Bogie Arrgt. Drg. 572 RS

COMMONWEALTH RAILWAYS

65'-2" SLEEPING CAR

CLASS BRPF

Scale ⅛ to One Foot

To Sleep 20 Passengers

Tare Weight 31 T.-0 C.-0 Q.

Where Built	Number	Date
Clyde Eng. Co. N.S.W.	4	1915
	4	1954

N. C. B.

Commonwealth Railways Commissioner

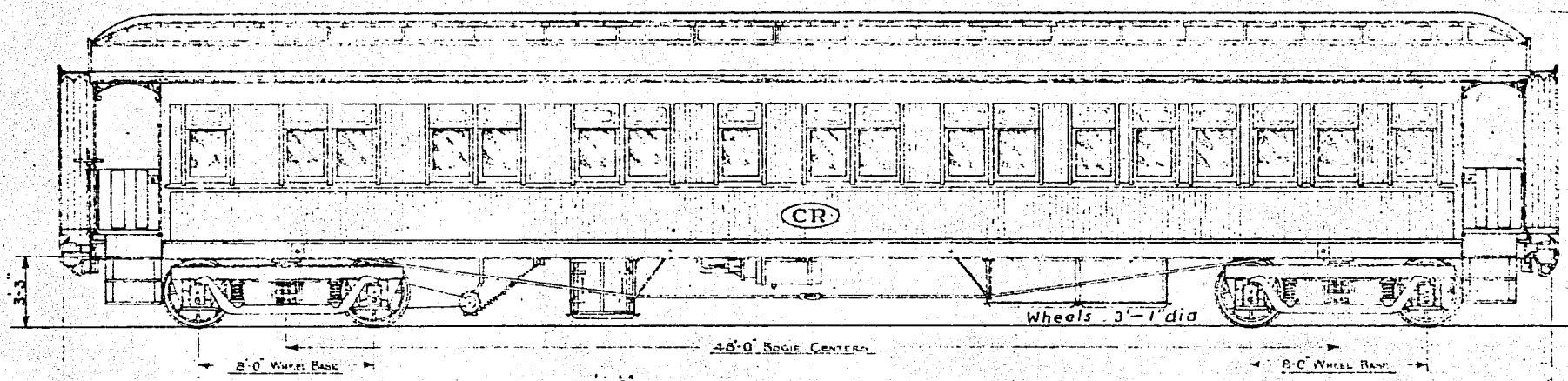

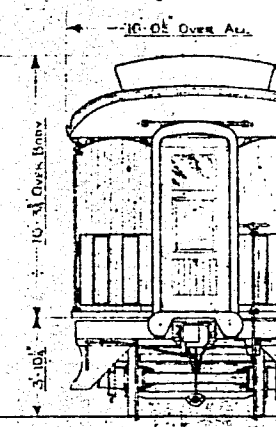

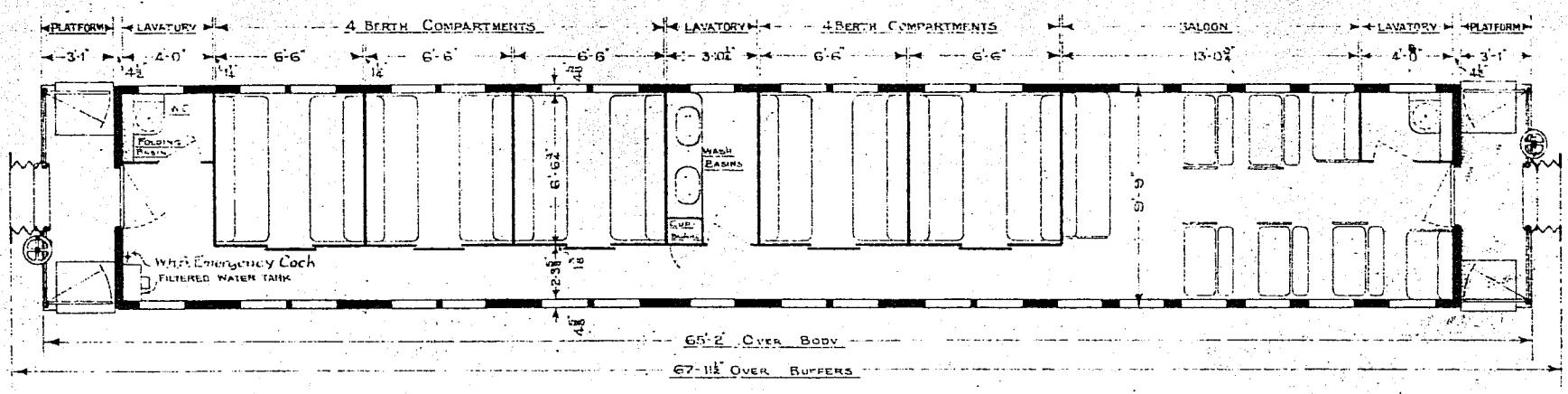

Bogie Arrgt. Drg. 572 RS

N

COMMONWEALTH RAIL	
65'-2" SLEEPING	
CLASS BRPF	
SCALE ⅛ TO ONE F	
TO SLEEP 20 PASSENG	
TARE WEIGHT 31 T.-0 C.-	
WHERE BUILT	NUMB
CLYDE ENG. CO. N.S.W.	4
	4

N. C. B.

COMMONWEALTH RAILWAYS CO

J. J. 3/12/31

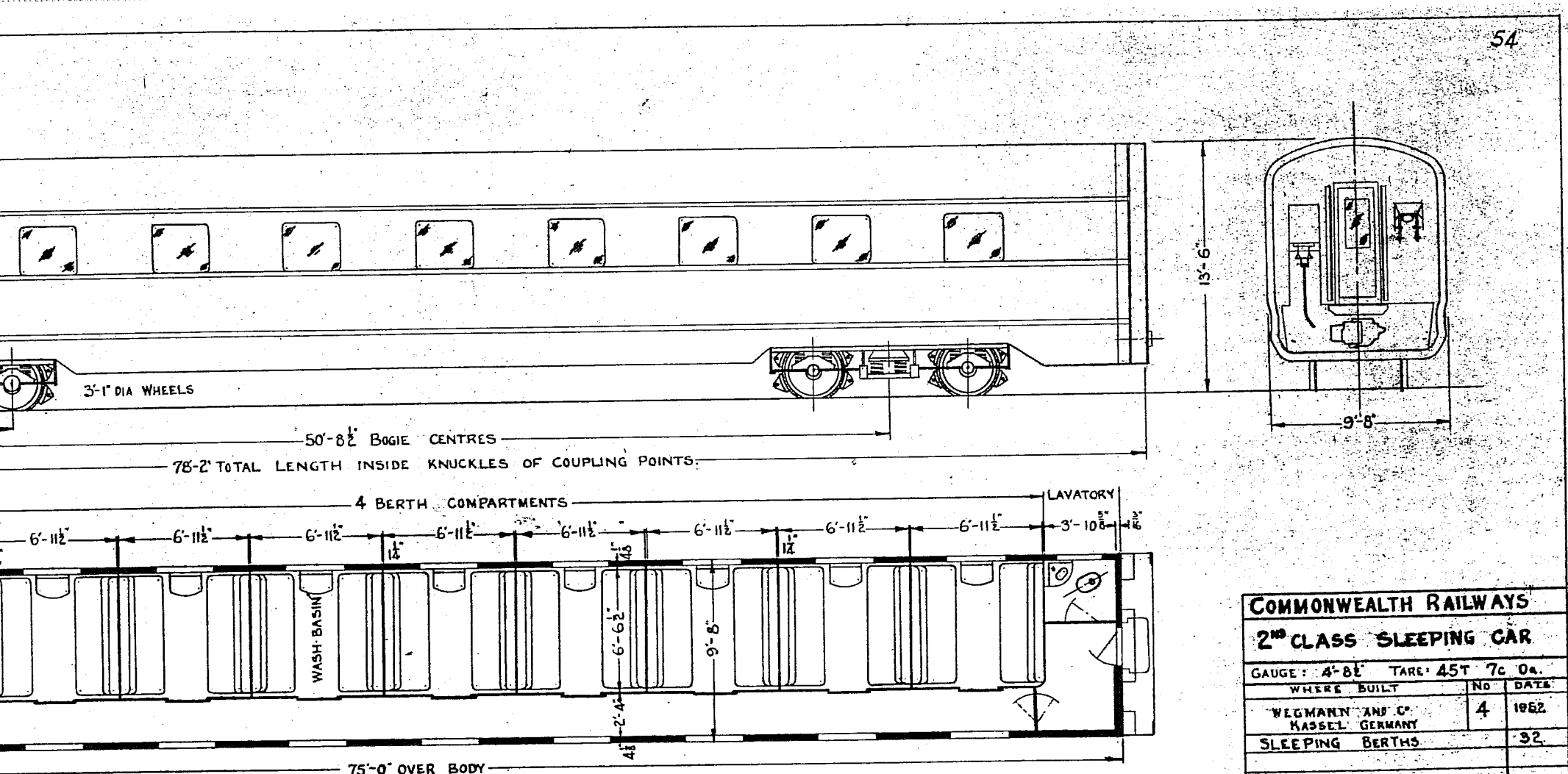

COMMONWEALTH RAILWAYS		
2ND CLASS SLEEPING CAR		
GAUGE: 4'-8½" TARE: 45T 7c 0q.		
WHERE BUILT	No	DATE
WEGMANN AND Co. KASSEL GERMANY	4	1882
SLEEPING BERTHS		32
SCALE ½" = 1'-0" R.R.A.S	H. A. Smith Chief Mechanical Engineer	CLASS BRb

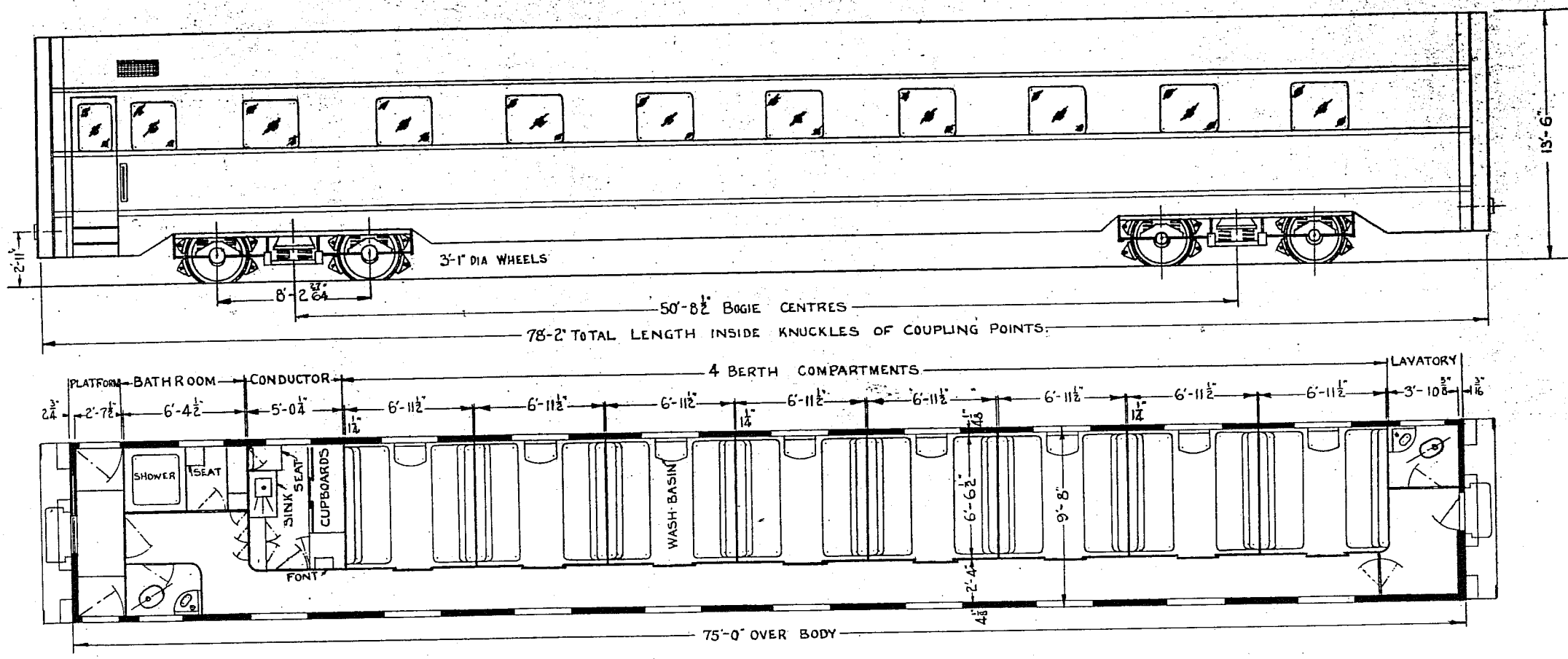
13'-6"
2'-11½"
3'-1" DIA WHEELS
8'-2 27/64"
50'-8½" BOGIE CENTRES
78'-2" TOTAL LENGTH INSIDE KNUCKLES OF COUPLING POINTS
PLATFORM
BATHROOM
CONDUCTOR
4 BERTH COMPARTMENTS
LAVATORY
2¾"
2'-7½"
6'-4½"
5'-0¼"
1/12"
6'-11½"
6'-11½"
6'-11½"
1/14"
6'-11½"
6'-11½"
1/48"
6'-11½"
1/14"
6'-11½"
6'-11½"
3'-10⅝"
3/16"
SHOWER
SEAT
SINK
SEAT
CUPBOARDS
FONT
WASH BASIN
6'-6½"
2'-4"
4⅛"
9'-8"
75'-0" OVER BODY

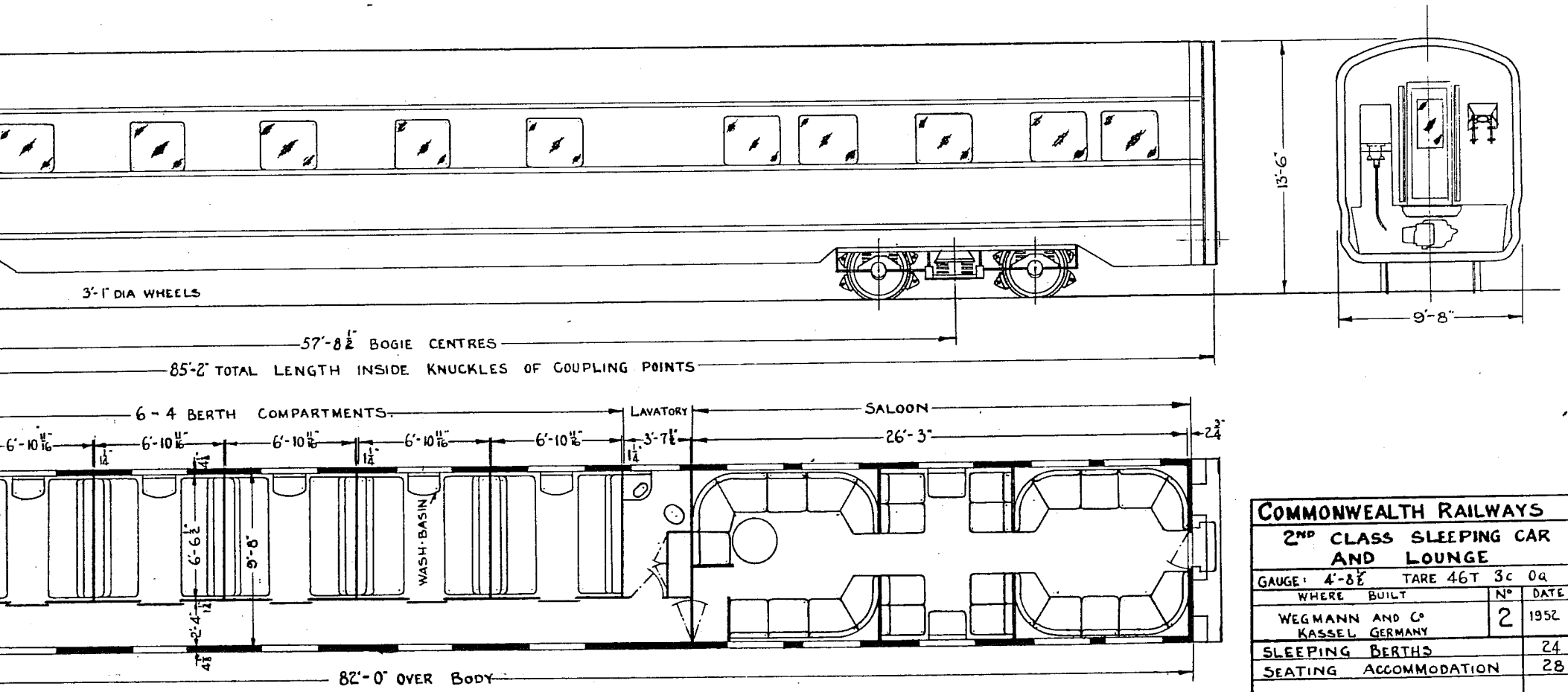

COMMONWEALTH RAILWAYS		
2ND CLASS SLEEPING CAR AND LOUNGE		
GAUGE: 4'-8 1/2" TARE 46T 3C 0Q		
WHERE BUILT	Nº	DATE
WEGMANN AND Cº KASSEL GERMANY	2	1952
SLEEPING BERTHS		24
SEATING ACCOMMODATION		28
SCALE 3/8" = 1'-0"	F.A. Smith	CLASS BRF

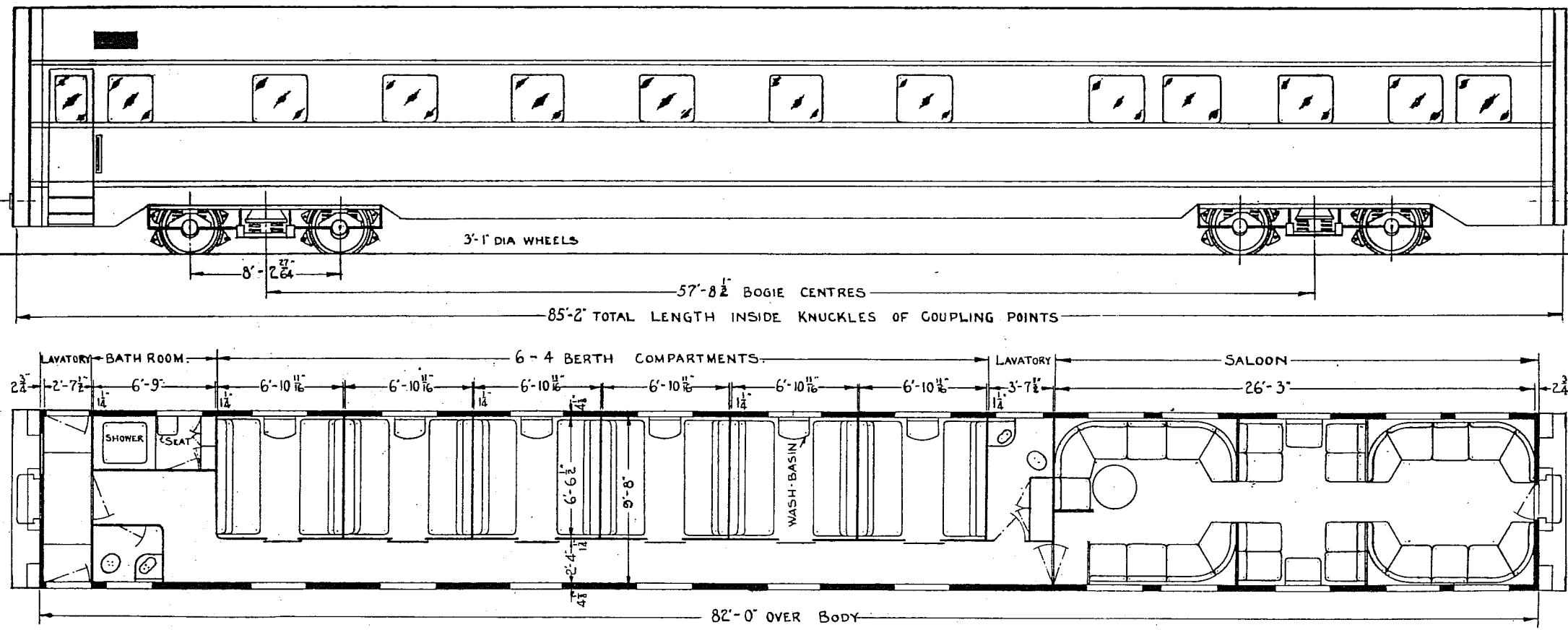
3'-1" DIA WHEELS
8'-2 27/64"
57'-8 1/2" BOGIE CENTRES
85'-2" TOTAL LENGTH INSIDE KNUCKLES OF COUPLING POINTS
LAVATORY
BATH ROOM
6 - 4 BERTH COMPARTMENTS
LAVATORY
SALOON
2 3/4"
2'-7 1/2"
6'-9"
6'-10 11/16"
6'-10 11/16"
6'-10 11/16"
6'-10 11/16"
6'-10 11/16"
6'-10 11/16"
3'-7 1/2"
26'-3"
2 3/4"
1 1/4"
SHOWER
SEAT
WASH-BASIN
6'-6 1/2"
9'-8"
2'-4"
4 1/8"
82'-0" OVER BODY

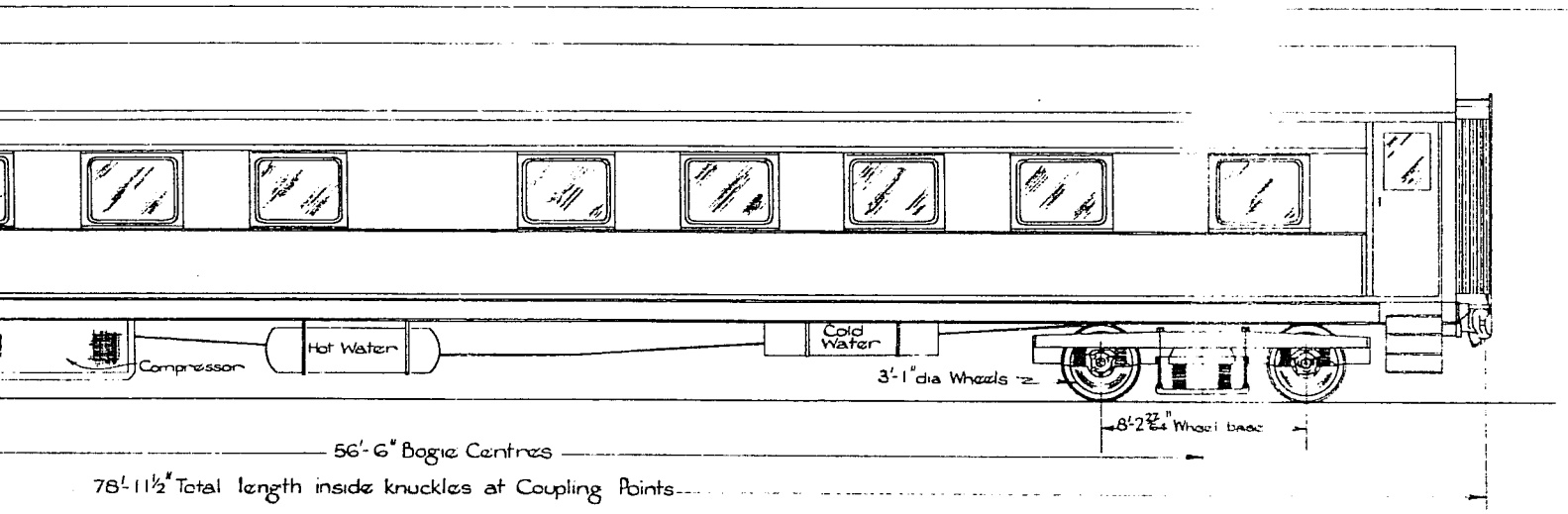

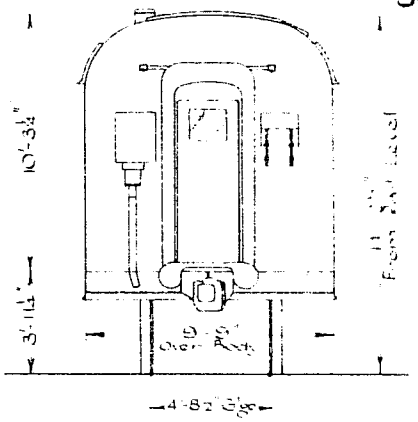

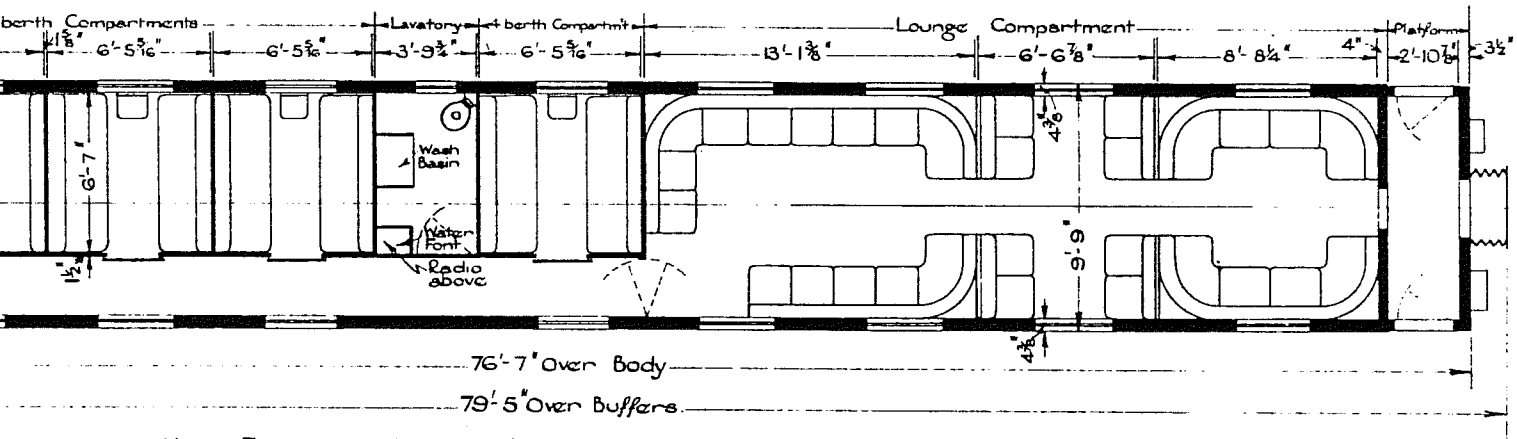

For Arrangement of Underframe see Drg 231225
For General Arrangement of Car see Drg AC 836

Note: Each Compartment equipped with Hot & Cold Water & Radio Speaker

COMMONWEALTH RAILWAYS		
2nd CLASS SLEEPING CAR & LOUNGE		
GAUGE 4'-8½" TARE		
WHERE BUILT	No	DATE
Commonwealth Railways Port Augusta S. A.	1	1954
Converted from BR 54		1954
SCALE		CLASS
3/16" = 1'-0"	H. A. Smith Chief Mechanical Engineer	BRFa.

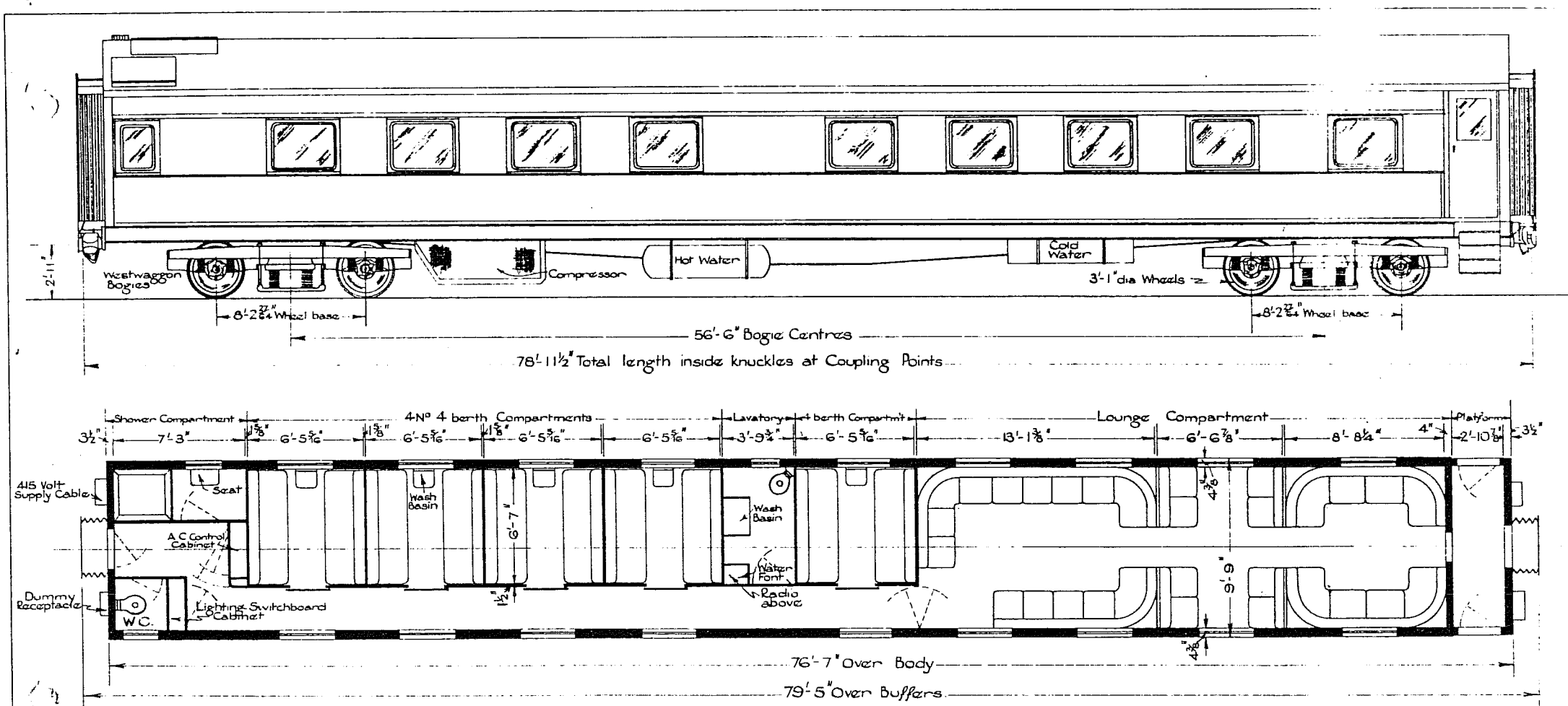

Note: Each Compartment equipped with Hot & Cold Water & Radio Speaker

B.J.P.
6-12-54

Nº 60

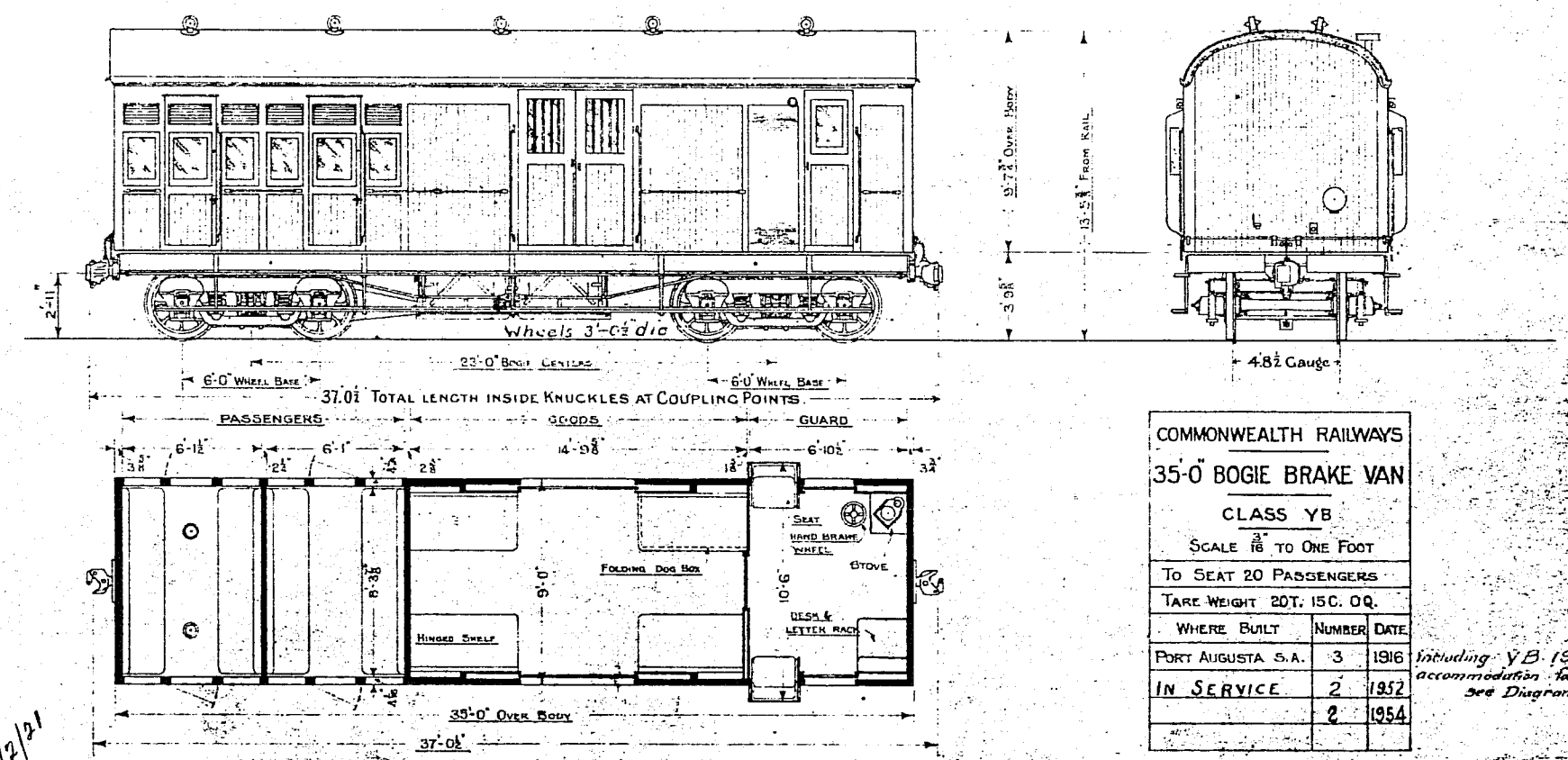

COMMONWEALTH RAILWAYS		
35'-0" BOGIE BRAKE VAN		
CLASS YB		
SCALE 3/16" TO ONE FOOT		
TO SEAT 20 PASSENGERS		
TARE WEIGHT 20T. 15C. 0Q.		
WHERE BUILT	NUMBER	DATE
PORT AUGUSTA S.A.	3	1916
IN SERVICE	2	1952
	2	1954

including YB 19 with accommodation for Paymaster see Diagram Nº 36.

BOGIE ARRGT. DRG. 120RS

N. C. B.
COMMONWEALTH RAILWAYS COMMISSIONER

7/9/2/21

No. 61

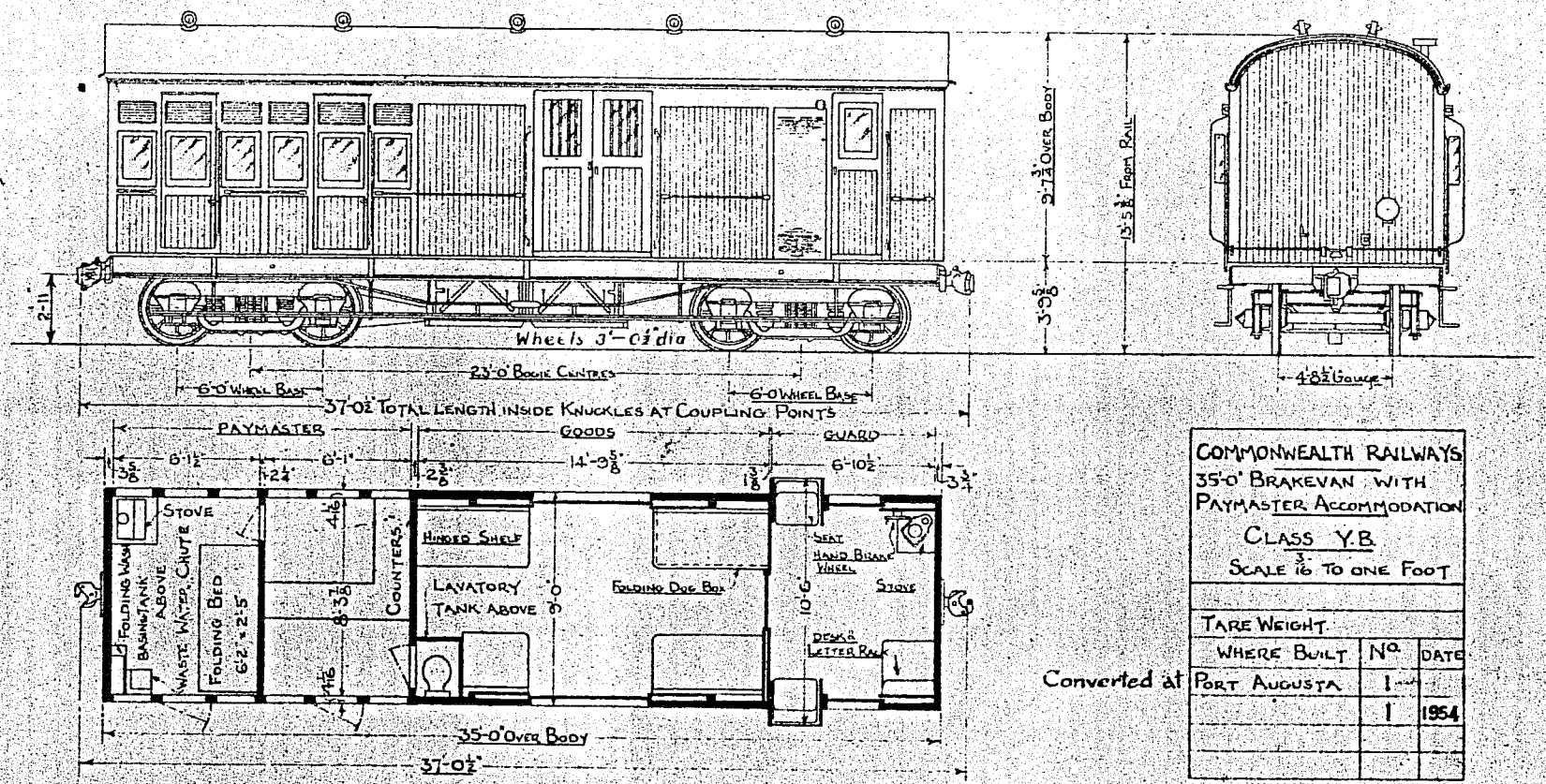

COMMONWEALTH RAILWAYS		
35'-0" BRAKEVAN WITH PAYMASTER ACCOMMODATION		
CLASS Y.B.		
SCALE 3/16 TO ONE FOOT		
TARE WEIGHT		
WHERE BUILT	No.	DATE
Converted at PORT AUGUSTA	1	
	1	1954

BOGIE ARRGT. DRG 120RS

C. A. Gale
CHIEF ENGINEER
20/5/27

No. 62

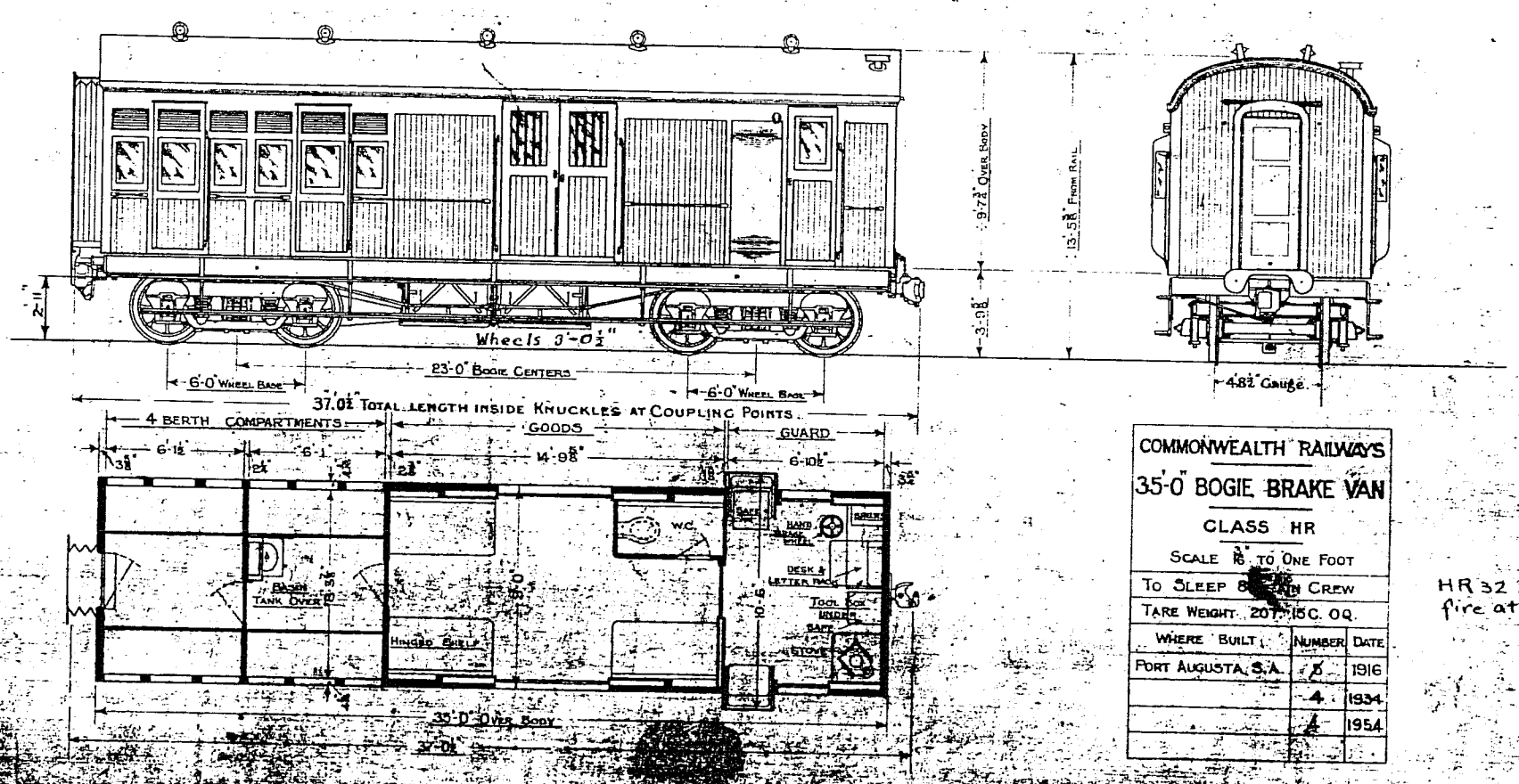

COMMONWEALTH RAILWAYS		
35'-0" BOGIE BRAKE VAN		
CLASS HR		
SCALE ⅛" TO ONE FOOT		
TO SLEEP 8 [illegible] CREW		
TARE WEIGHT 20T. 15C. 0Q.		
WHERE BUILT	NUMBER	DATE
PORT AUGUSTA, S.A.	5	1916
	4	1934
	4	1954

HR 32 Destroyed by fire at Tarcoola 18-11-34.

Bogie Accgt. Sec. 120.85

N. G. A.

COMMONWEALTH RAILWAYS COMMISSIONER

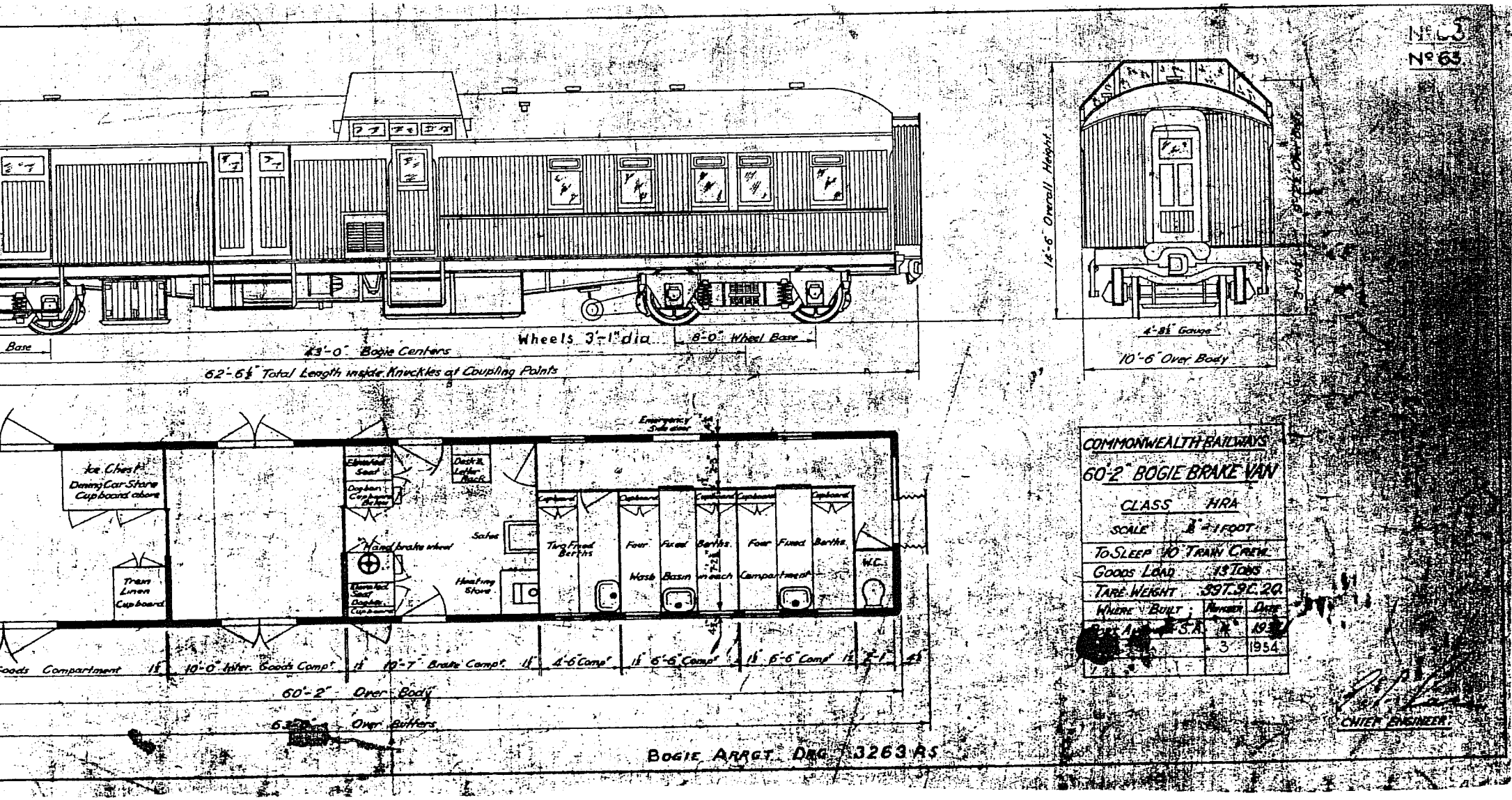
No 63
Wheels 3'-1" dia
8'-0" Wheel Base
43'-0" Bogie Centers
62'-6½" Total Length inside Knuckles at Coupling Points
12'-6" Overall Height
4'-8½" Gauge
10'-6" Over Body
Emergency Side door
Ice Chest
Dining Car Store Cupboard above
Tram Linen Cupboard
Elevated Seat
Desk & Letter Rack
Hand brake wheel
Safes
Heating Stove
Two Fixed Berths
Four Fixed Berths
Wash Basin in each Compartment
W.C.
Goods Compartment
10'-0" Inter. Goods Comp.t
10'-7" Brake Comp.t
4'-6" Comp.t
6'-6" Comp.t
60'-2" Over Body
Over Buffers
BOGIE ARRGT. DRG. 3263 RS
COMMONWEALTH RAILWAYS
60'-2" BOGIE BRAKE VAN
CLASS HRA
SCALE ½" = 1 FOOT
TO SLEEP 10 TRAIN CREW
GOODS LOAD 13 TONS
TARE WEIGHT 39T. 9C. 2Q.
WHERE BUILT
NUMBER
DATE
3
1954
CHIEF ENGINEER

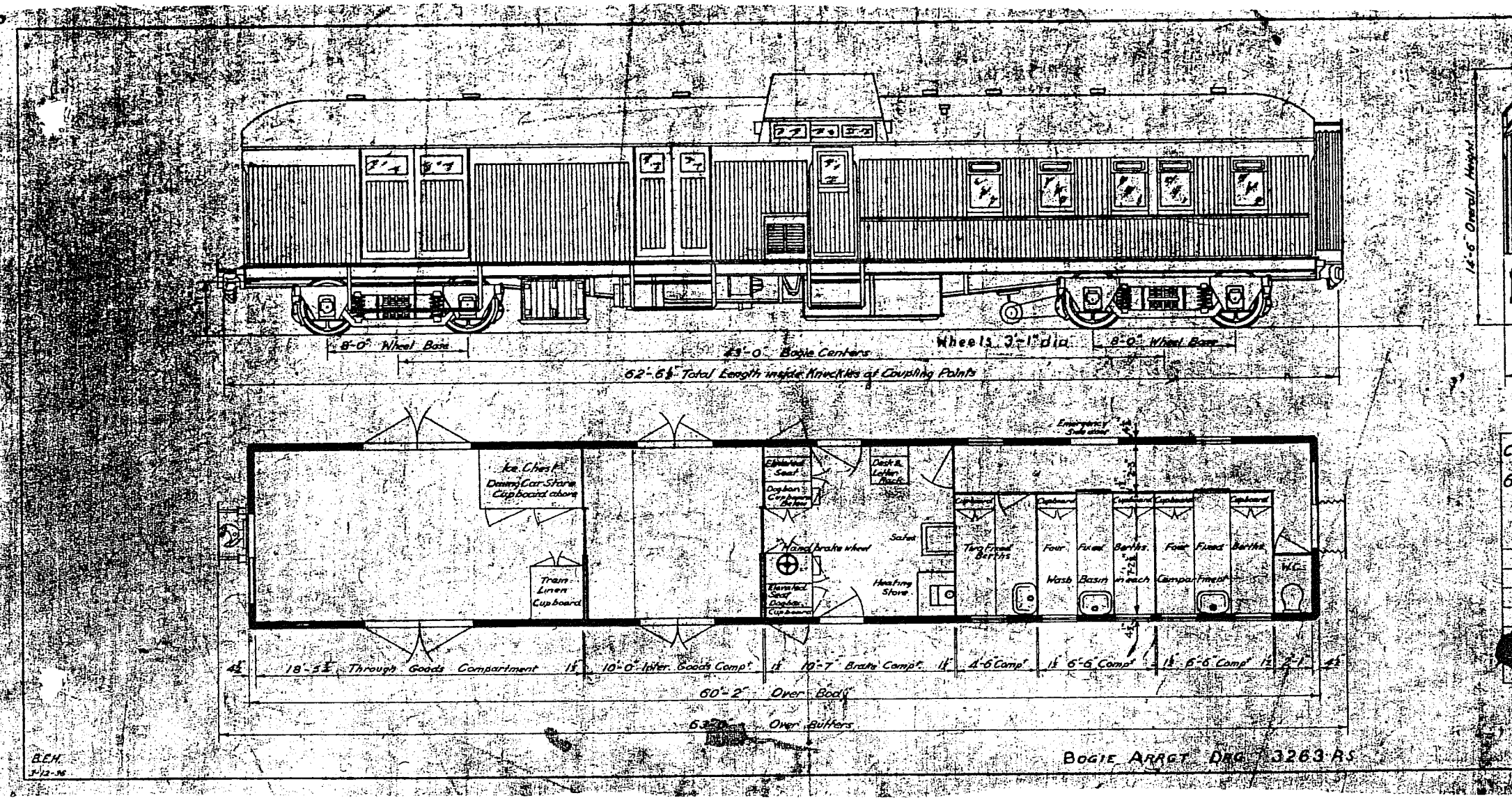
16'-6" Overall Height
8'-0" Wheel Base
43'-0" Bogie Centers
Wheels 3'-1" dia.
8'-0" Wheel Base
62'-6½" Total Length inside Knuckles of Coupling Points
Emergency Sub door
Ice Chest
Dining Car Store
Cupboard above
Upholstered Seat
Dog box Cupboard below
Coat & Letter Rack
Hand brake wheel
Tram Linen Cupboard
Upholstered Seat
Dog box
Cupboard
Safes
Heating Store
Cupboard
Two Fixed Berths
Four Fixed Berths
Wash Basin
Cupboard
Four Fixed Berths
Cupboard
Four Fixed Berths
W.C.
4½
18'-5½" Through Goods Compartment
1½
10'-0" Inter. Goods Comp.t
1½
10'-7" Brake Comp.t
1½
4'-6" Comp.t
1½
6'-6" Comp.t
1½
6'-6" Comp.t
1½
7'-1"
4½
60'-2" Over Body
63'-0" Over Buffers
B.E.H.
3-12-96
BOGIE ARRGT. DRG. 13263 RS

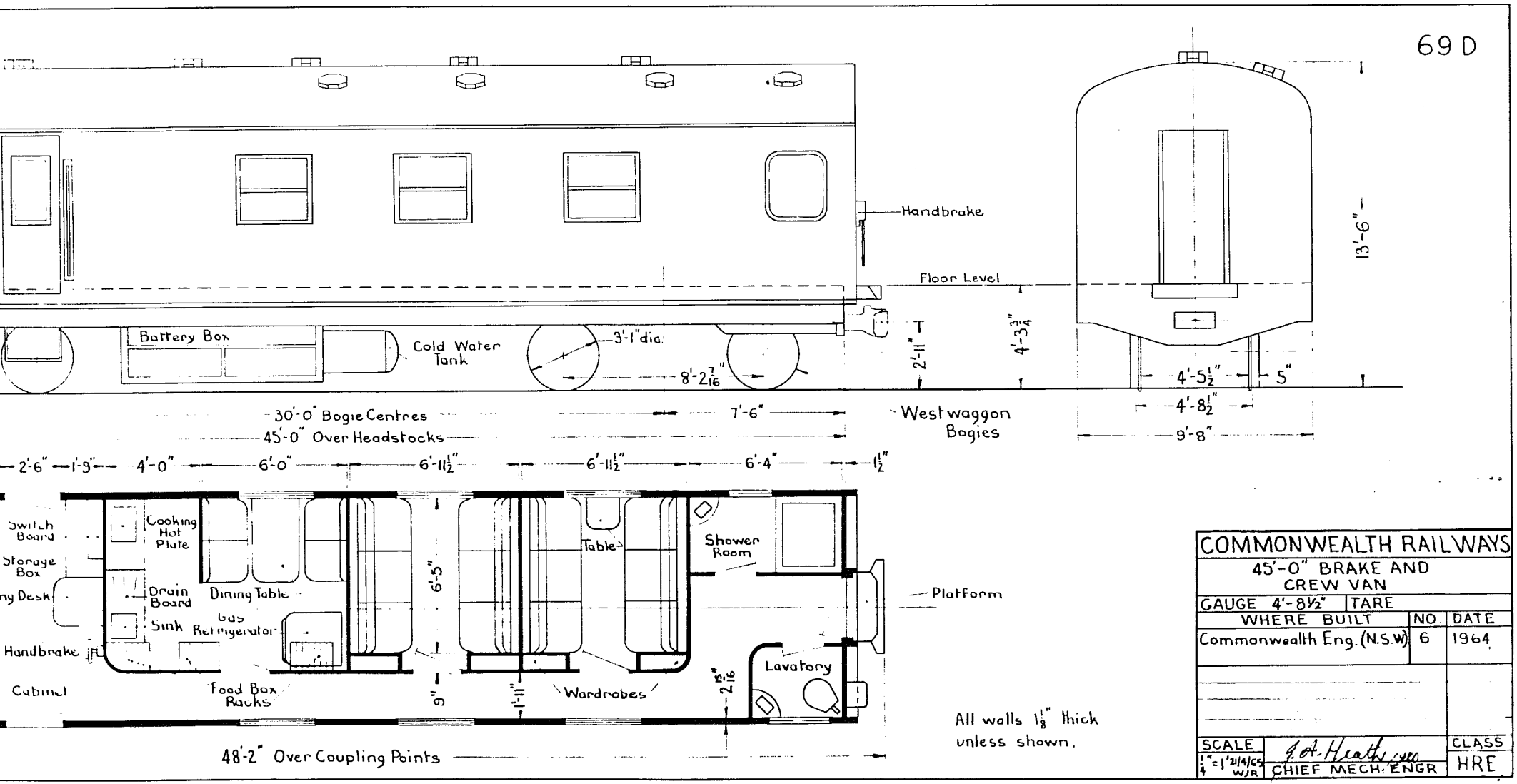
69 D
Handbrake
Floor Level
Battery Box
Cold Water Tank
3'-1" dia.
8'-2 7/16"
2'-11"
4'-3 3/4"
13'-6"
4'-5 1/2"
5"
4'-8 1/2"
9'-8"
30'-0" Bogie Centres
45'-0" Over Headstocks
7'-6"
West waggon Bogies
2'-6"
1'-9"
4'-0"
6'-0"
6'-11 1/2"
6'-11 1/2"
6'-4"
1 1/2"
Switch Board
Storage Box
Desk
Handbrake
Cabinet
Cooking Hot Plate
Drain Board
Dining Table
Sink
Gas Refrigerator
Food Box Racks
6'-5"
9"
1'-11"
Table
Wardrobes
Shower Room
2 15/16"
Lavatory
Platform
48'-2" Over Coupling Points
All walls 1 1/8" thick unless shown.
COMMONWEALTH RAILWAYS
45'-0" BRAKE AND CREW VAN
GAUGE 4'-8 1/2"
TARE
WHERE BUILT
NO
DATE
Commonwealth Eng. (N.S.W)
6
1964
SCALE
1/4" = 1'
21/4/65
W.J.R.
J. A. Heath
CHIEF MECH. ENGR
CLASS
HRE

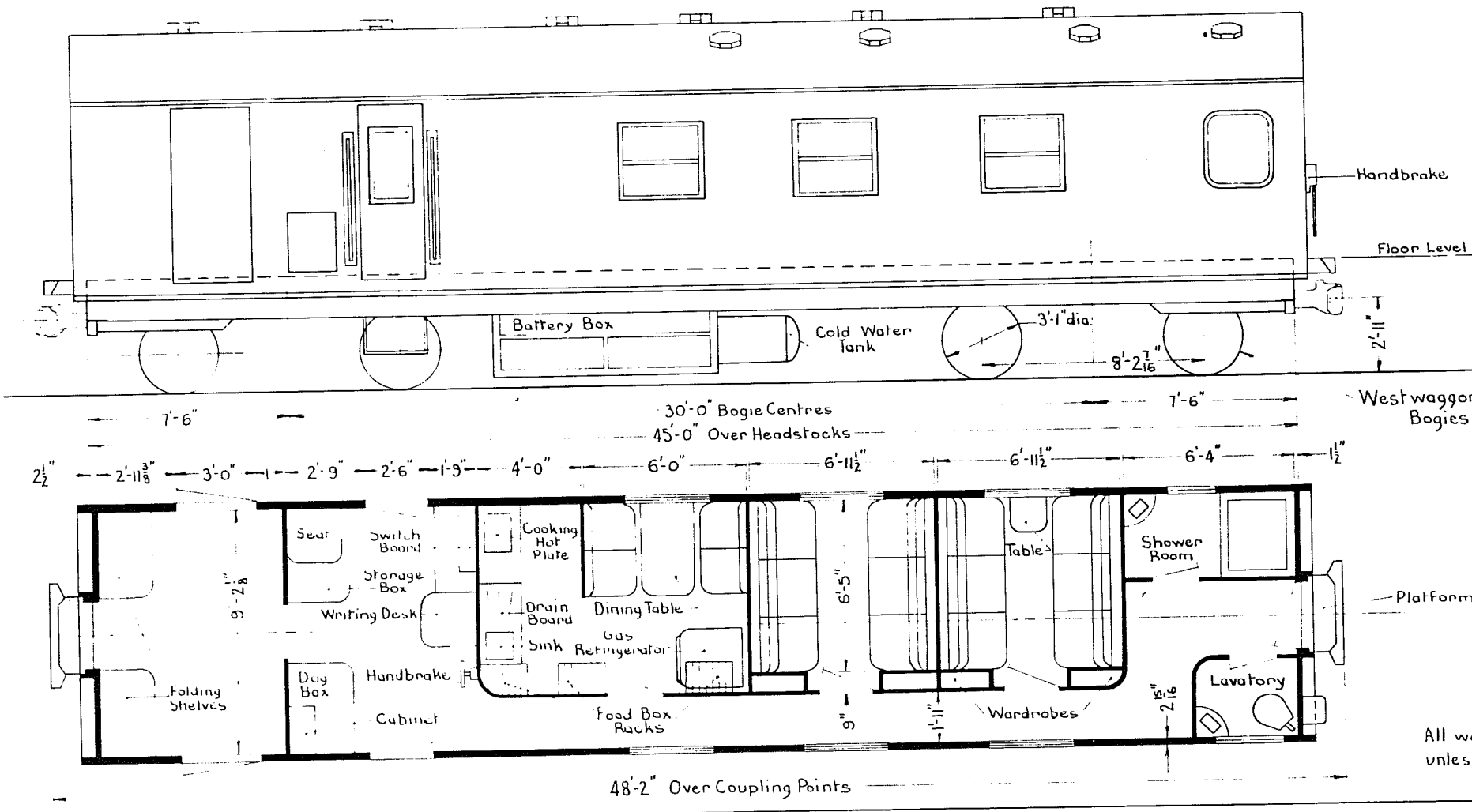
Handbrake
Floor Level
Battery Box
Cold Water Tank
3'-1" dia.
8'-2 7/16"
2'-11"
West waggon Bogies
7'-6"
30'-0" Bogie Centres
45'-0" Over Headstocks
7'-6"
2 1/2"
2'-11 3/8"
3'-0"
2'-9"
2'-6"
1'-9"
4'-0"
6'-0"
6'-11 1/2"
6'-11 1/2"
6'-4"
1 1/2"
Seat
Switch Board
Storage Box
Writing Desk
9'-2 1/8"
Folding Shelves
Dog Box
Handbrake
Cabinet
Cooking Hot Plate
Drain Board
Sink
Dining Table
Gas Refrigerator
Food Box Racks
6'-5"
9"
1'-11"
Table
Wardrobes
Shower Room
Lavatory
2 15/16"
Platform
48'-2" Over Coupling Points

All w
unles

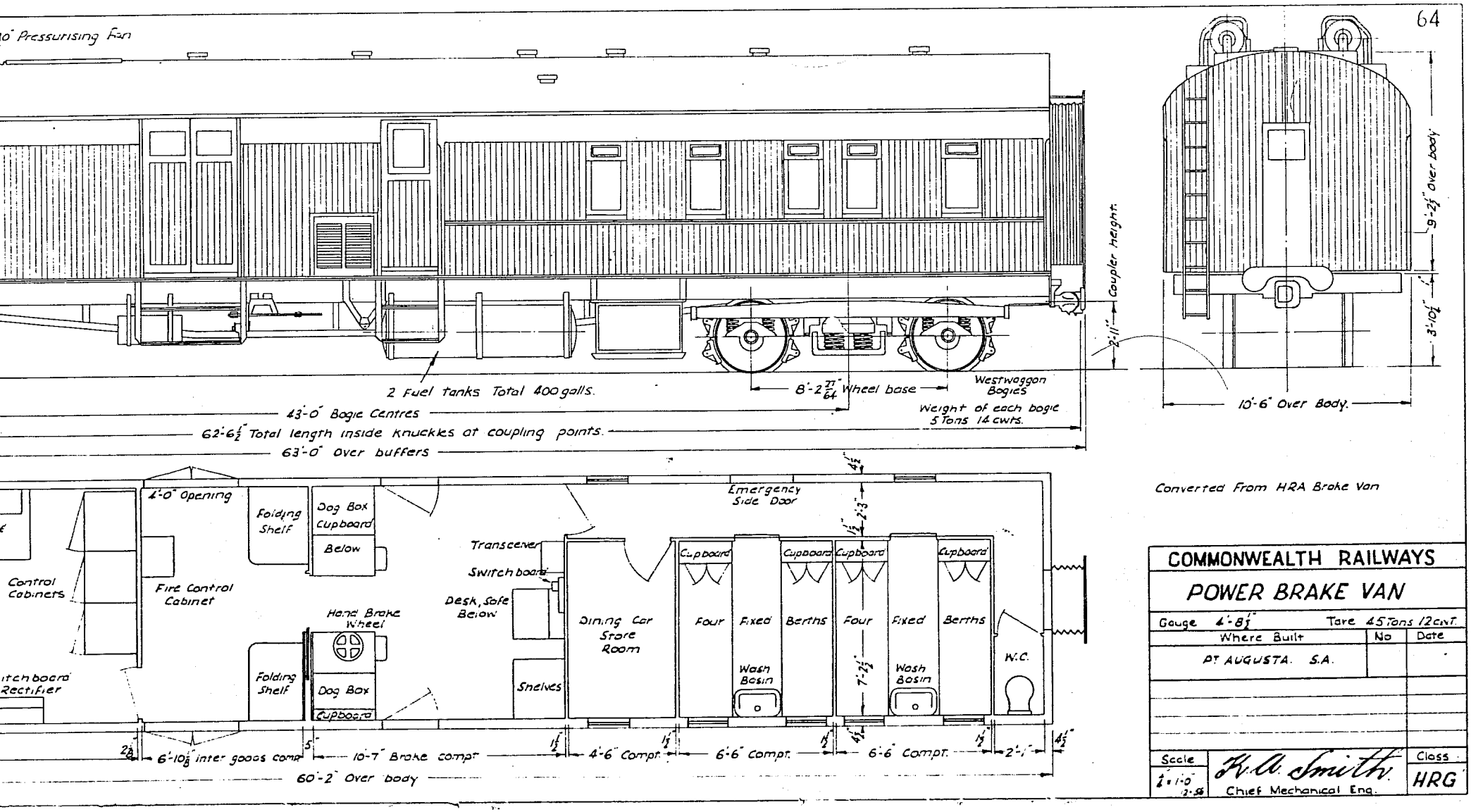

COMMONWEALTH RAILWAYS		
POWER BRAKE VAN		
Gauge 4'-8½"	Tare 45 Tons 12 cwt.	
Where Built	No	Date
PT. AUGUSTA. S.A.		
Scale ¼" = 1'-0"	H. A. Smith. Chief Mechanical Eng.	Class HRG

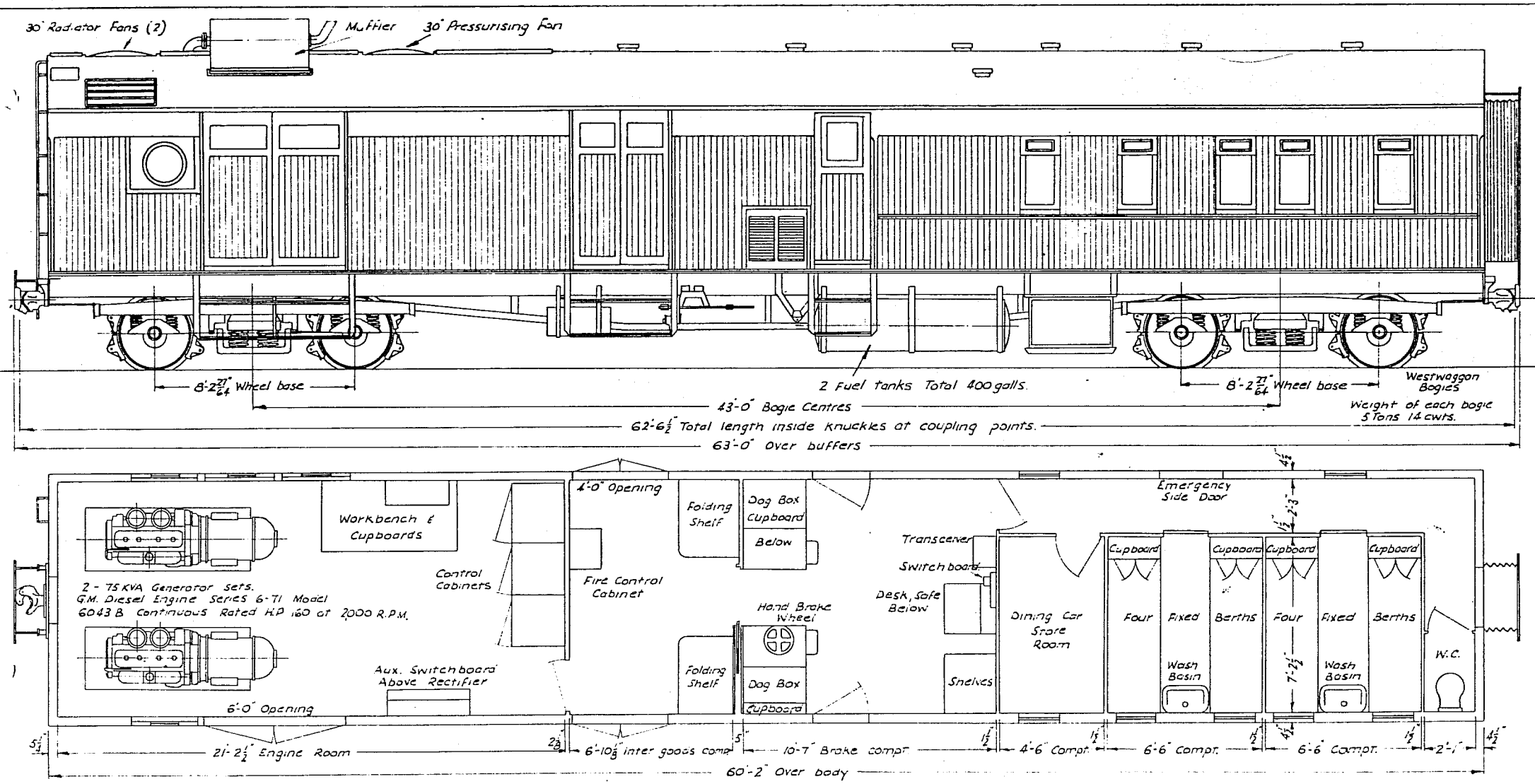
30" Radiator Fans (2)
Muffler
30" Pressurising Fan
8'-2 27/64" Wheel base
2 Fuel tanks Total 400 galls.
8'-2 27/64" Wheel base
Westwaggon Bogies
Weight of each bogie 5 Tons 14 cwts.
43'-0" Bogie Centres
62'-6 1/2" Total length inside knuckles at coupling points.
63'-0" Over buffers
Workbench & Cupboards
2 - 75 KVA Generator sets.
G.M. Diesel Engine Series 6-71 Model 6043 B Continuous Rated H.P. 160 at 2000 R.P.M.
Control Cabinets
Aux. Switchboard Above Rectifier
6'-0" Opening
4'-0" Opening
Fire Control Cabinet
Folding Shelf
Dog Box Cupboard Below
Folding Shelf
Hand Brake Wheel
Dog Box
Cupboard
Transceiver
Switchboard
Desk, Safe Below
Shelves
Emergency Side Door
Dining Car Store Room
Cupboard
Four
Fixed
Berths
Wash Basin
Cupboard
Cupboard
Four
Fixed
Wash Basin
Cupboard
Berths
W.C.
21'-2 1/2" Engine Room
6'-10 1/8" Inter goods compt
10'-7" Brake compt
4'-6" Compt.
6'-6" Compt.
6'-6" Compt.
2'-1"
60'-2" Over body

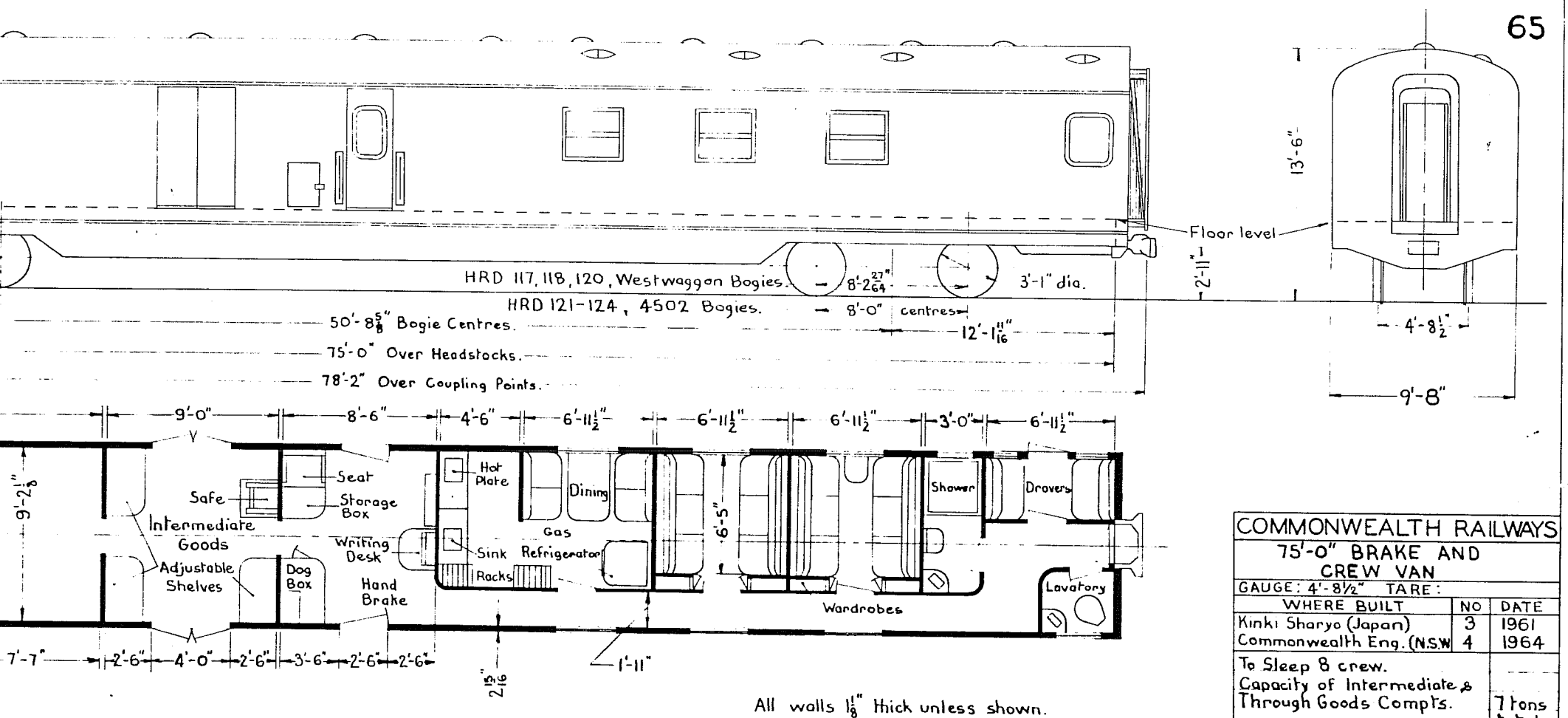

COMMONWEALTH RAILWAYS		
75'-0" BRAKE AND CREW VAN		
GAUGE: 4'-8½" TARE:		
WHERE BUILT	NO	DATE
Kinki Sharyo (Japan)	3	1961
Commonwealth Eng. (N.S.W)	4	1964
To Sleep 8 crew. Capacity of Intermediate & Through Goods Compts.		7 tons total
SCALE 3/16" : 1 Ft. W/B.	J. R. Heath. CHIEF MECH. ENGR.	CLASS HRD

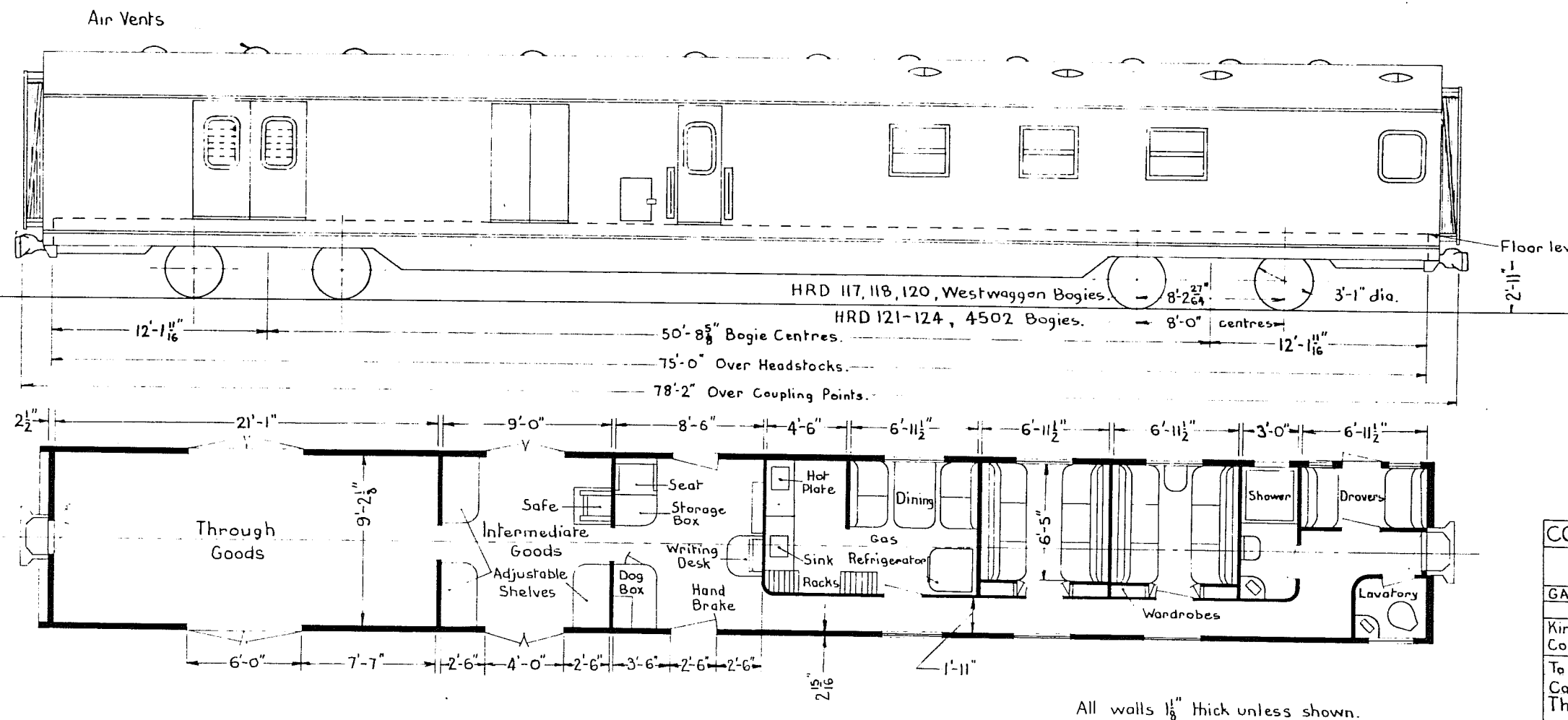
Air Vents
Floor lev
2'-11"
HRD 117, 118, 120, Westwaggon Bogies.
8'-2 27/64"
3'-1" dia.
HRD 121-124, 4502 Bogies.
8'-0" centres
12'-1 11/16"
50'-8 5/8" Bogie Centres.
12'-1 11/16"
75'-0" Over Headstocks.
78'-2" Over Coupling Points.
2 1/2"
21'-1"
9'-0"
8'-6"
4'-6"
6'-11 1/2"
6'-11 1/2"
6'-11 1/2"
3'-0"
6'-11 1/2"
Through Goods
9'-2 1/8"
Safe
Seat
Storage Box
Intermediate Goods
Adjustable Shelves
Dog Box
Writing Desk
Hand Brake
Hot Plate
Sink
Racks
Gas Refrigerator
Dining
6'-5"
Wardrobes
Shower
Drovers
Lavatory
6'-0"
7'-7"
2'-6"
4'-0"
2'-6"
3'-6"
2'-6"
2'-6"
2 15/16"
1'-11"
All walls 1 1/8" thick unless shown.

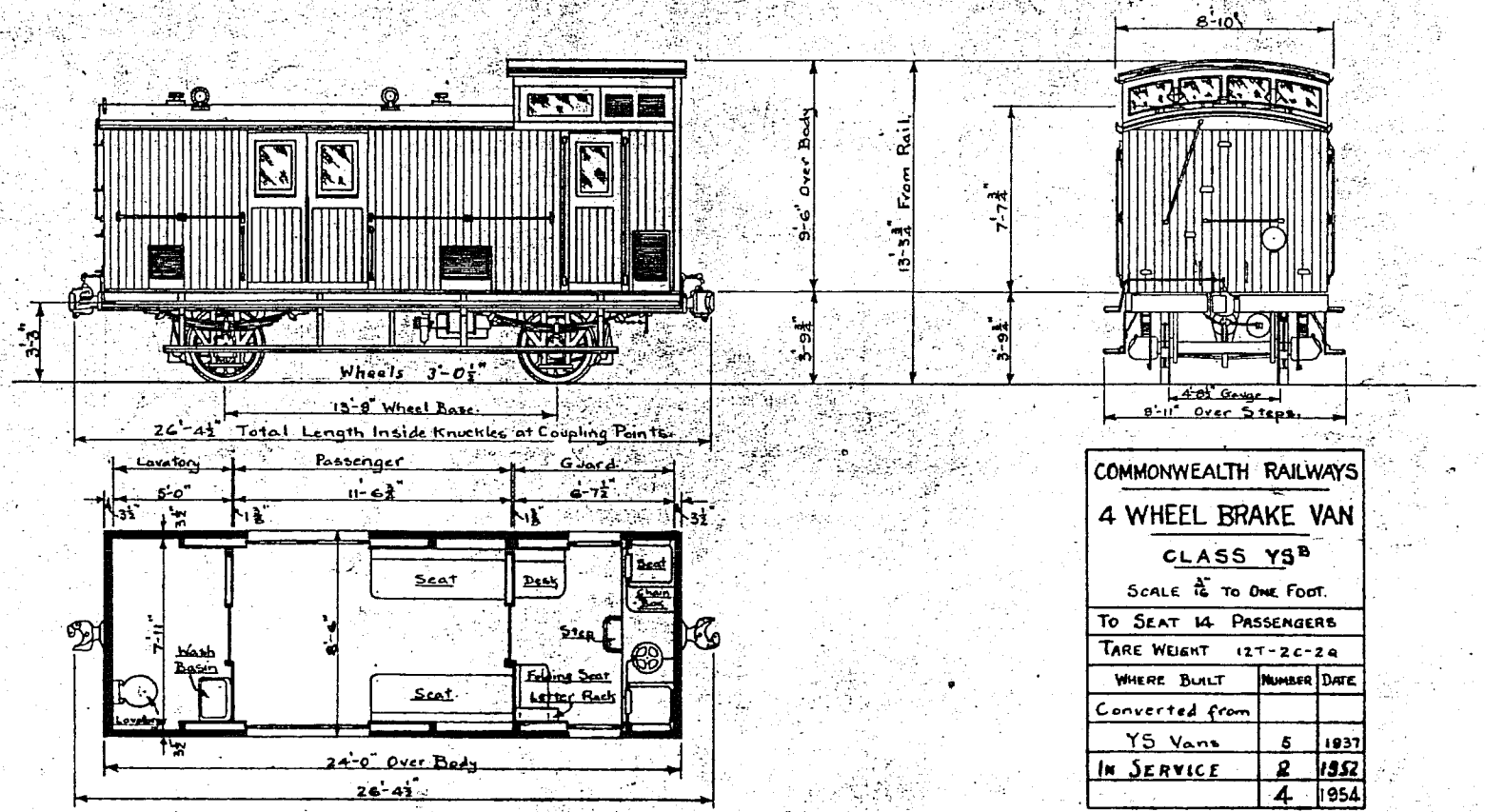

COMMONWEALTH RAILWAYS

4 WHEEL BRAKE VAN

CLASS YS^B

SCALE 3/16" TO ONE FOOT.

TO SEAT 14 PASSENGERS

TARE WEIGHT 12T-2C-2Q

WHERE BUILT	NUMBER	DATE
Converted from		
YS Vans	5	1937
IN SERVICE	2	1952
	4	1954

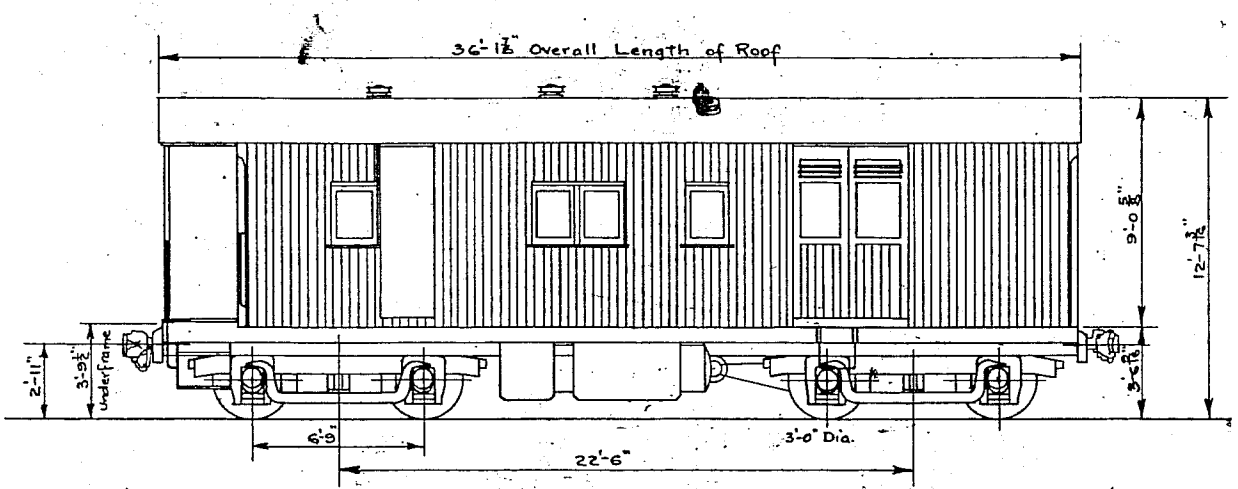

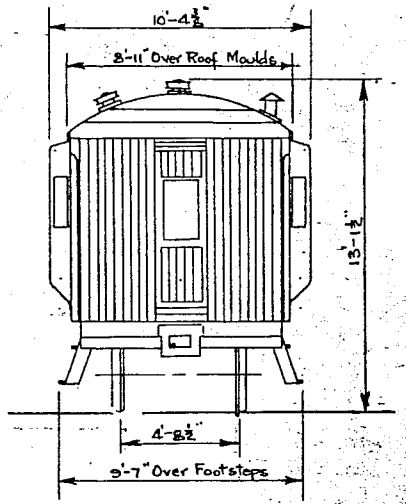

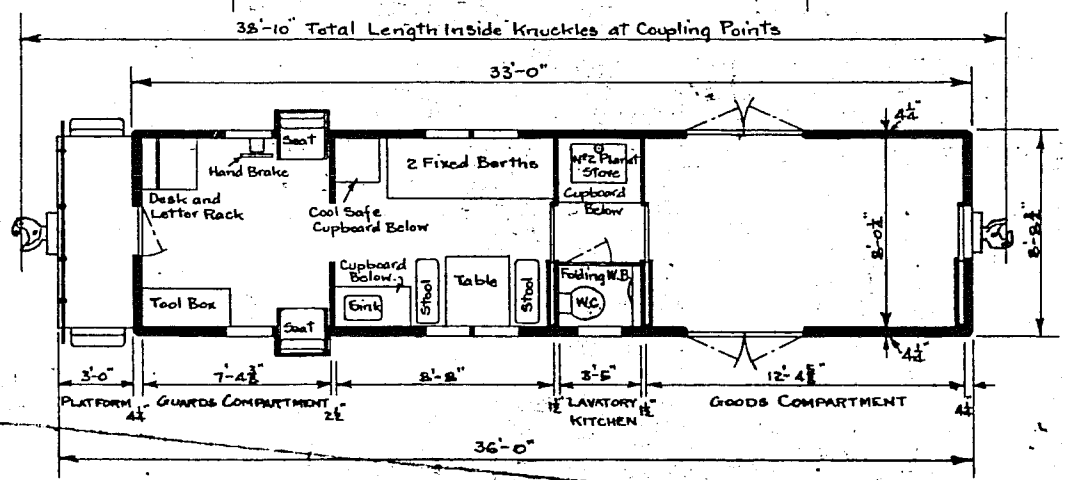

COMMONWEALTH RAILWAYS		
36'-0" BOGIE BRAKE VAN		
CLASS HR[B]		
SCALE 3/16" TO ONE FOOT		
TO SLEEP 8 TRAIN CREW		
TARE WEIGHT 18T. 18C. 1Q.		
WHERE BUILT	NUMBER	DATE
S.A. RLYS	7	1943
	7	1954

BOGIE ARRANGEMENT DRG. 4585 RS

CHIEF MECHAN

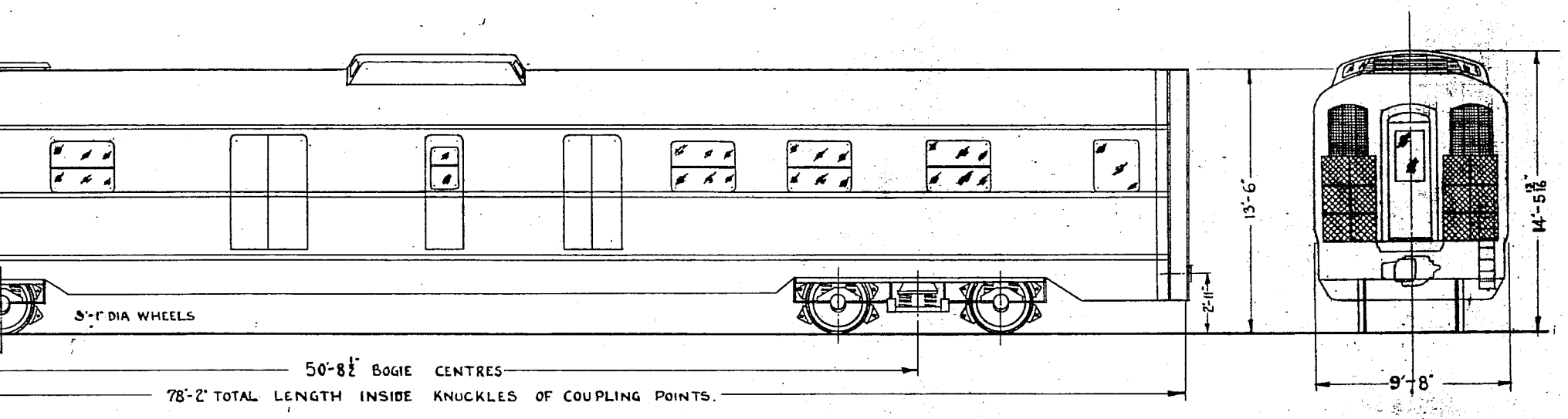

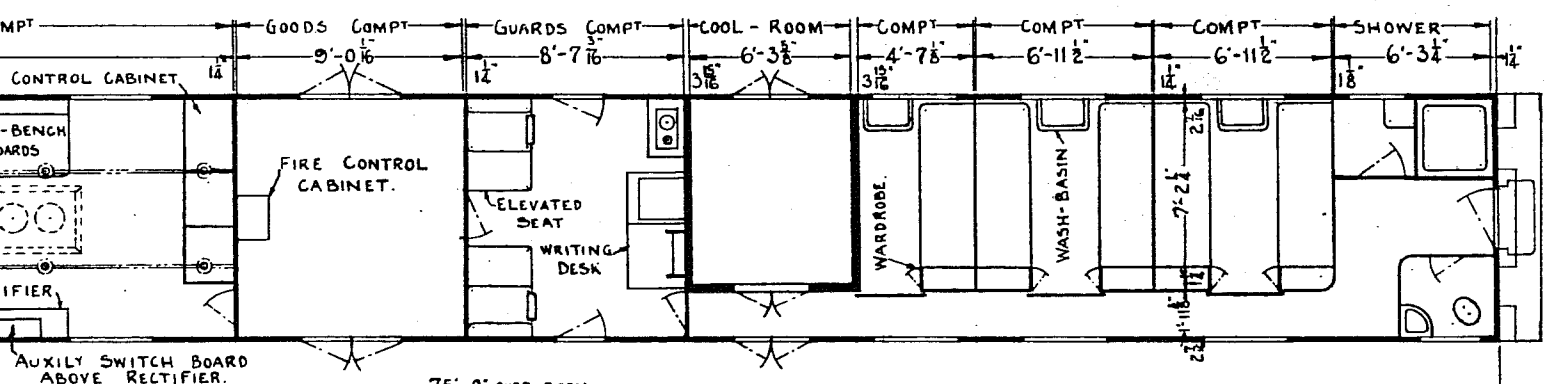

COMMONWEALTH RAILWAYS		
POWER BRAKE VAN.		
GAUGE: 4'-8½" TARE: 50T 0c 0a		
WHERE BUILT.	No	DATE
WEGMANN AND Co KASSEL GERMANY	2	1952
SLEEPING BERTHS (CREW)		10
SCALE 3/16" = 1'-0" R.R.A.S	H.R. Smith Chief Mechanical Engineer	CLASS HRGA

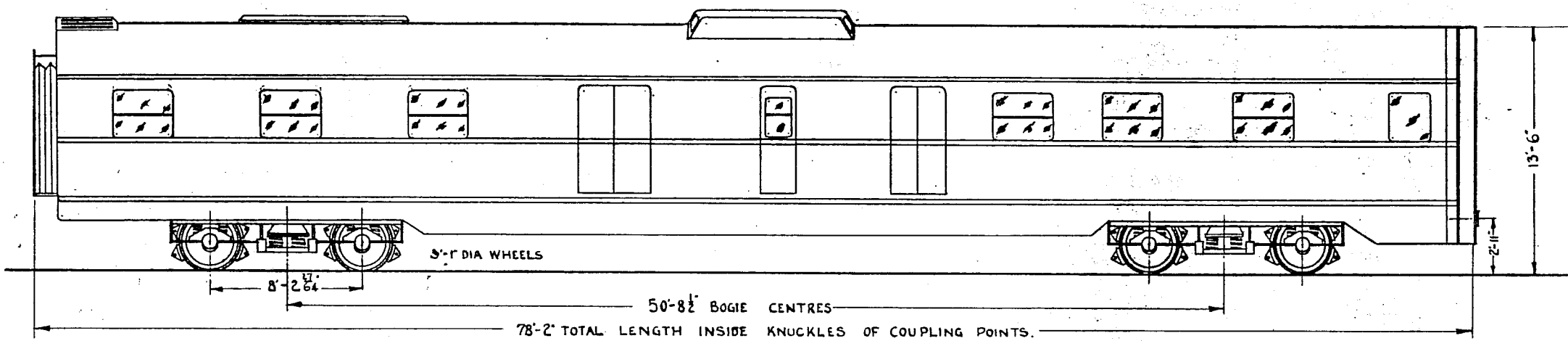
3'-1" DIA WHEELS
8'-2 27/64"
50'-8½" BOGIE CENTRES
78'-2" TOTAL LENGTH INSIDE KNUCKLES OF COUPLING POINTS.
13'-9"
2'-11"

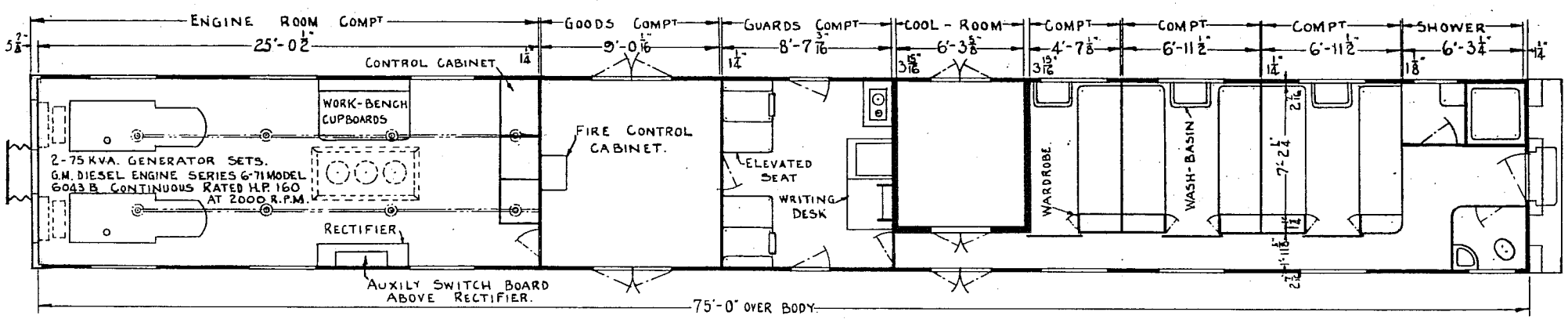
ENGINE ROOM COMPT
25'-0½"
GOODS COMPT
9'-0 1/16"
GUARDS COMPT
8'-7 3/16"
COOL - ROOM
6'-3⅝"
COMPT
4'-7⅛"
COMPT
6'-11½"
COMPT
6'-11½"
SHOWER
6'-3¼"
CONTROL CABINET
WORK-BENCH CUPBOARDS
2-75 KVA. GENERATOR SETS.
G.M. DIESEL ENGINE SERIES 6-71 MODEL 6043 B. CONTINUOUS RATED H.P. 160 AT 2000 R.P.M.
RECTIFIER
AUXILY SWITCH BOARD ABOVE RECTIFIER.
FIRE CONTROL CABINET.
ELEVATED SEAT
WRITING DESK
WARDROBE
WASH-BASIN
75'-0" OVER BODY

40'-1¼" RELAY VAN CLASS HRc

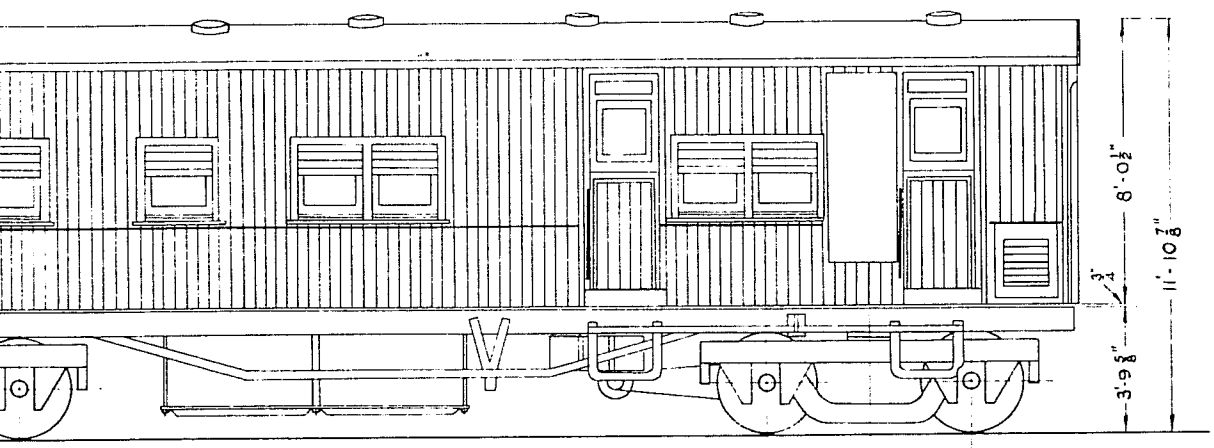

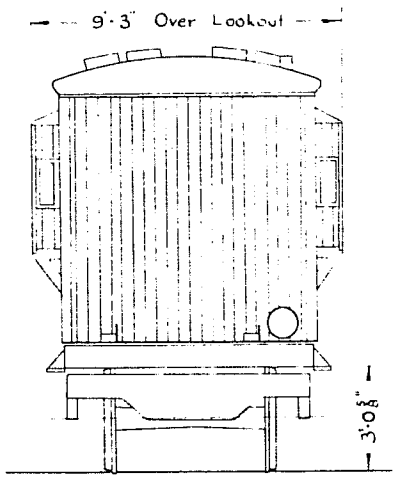

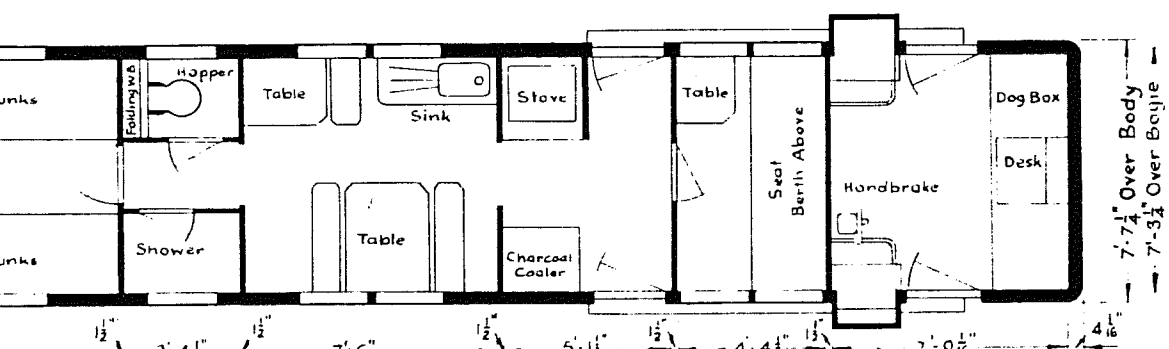

40'-1¼" Over Body
42'-11¼" Over Couplers

Note:
HRc Relay Van converted from NHR^B Relay Van 1956

For general arrangement
See Drawing N° AC-9136
On HRc 102, 103, 6'-6" Pass Bogies

COMMONWEALTH RAILWAYS		
RELAY VAN		
GAUGE: 4'-8½"		
WHERE BUILT	NO.	DATE.
V.RLys. S.A.RLys. C.RLys.		1943
Scale ¼" = 1'-0" P.C. 9 54	H. A. Smith CHIEF MECHANICAL ENGR	Class. HRc

40'-1¼" RELAY VAN CLASS HRc

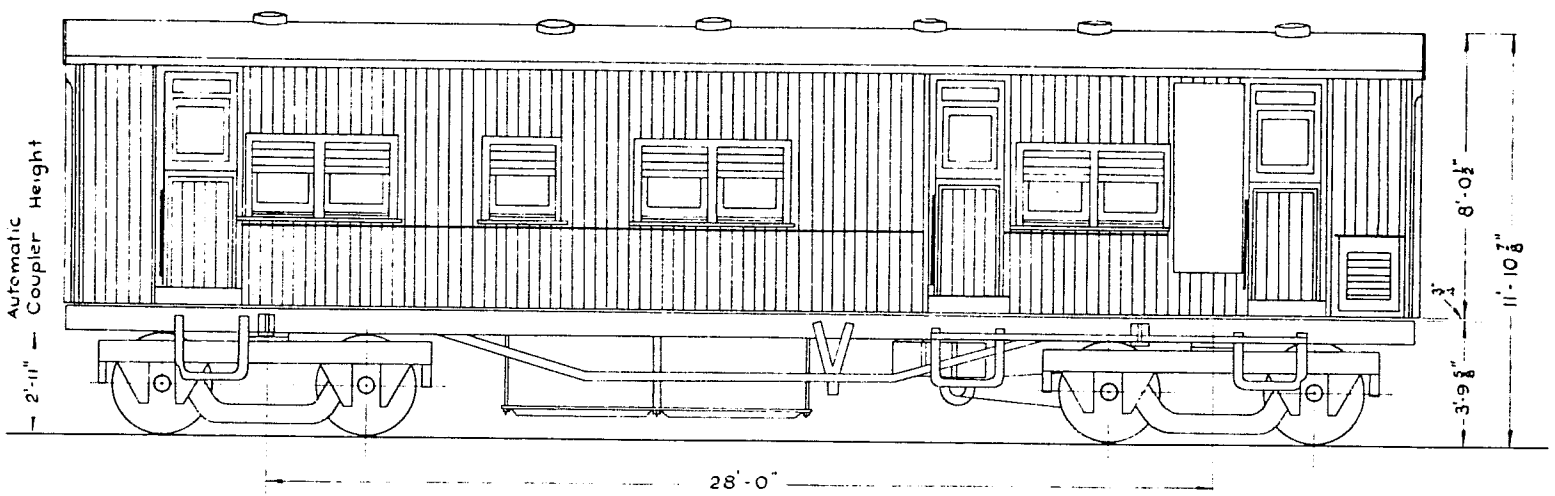

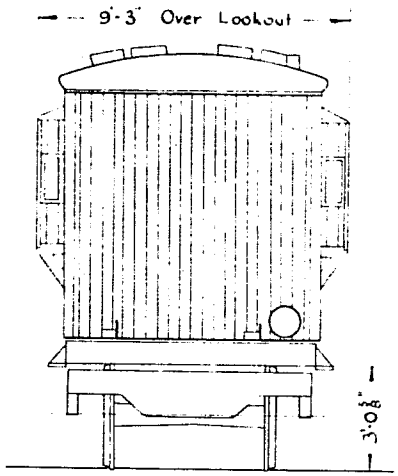

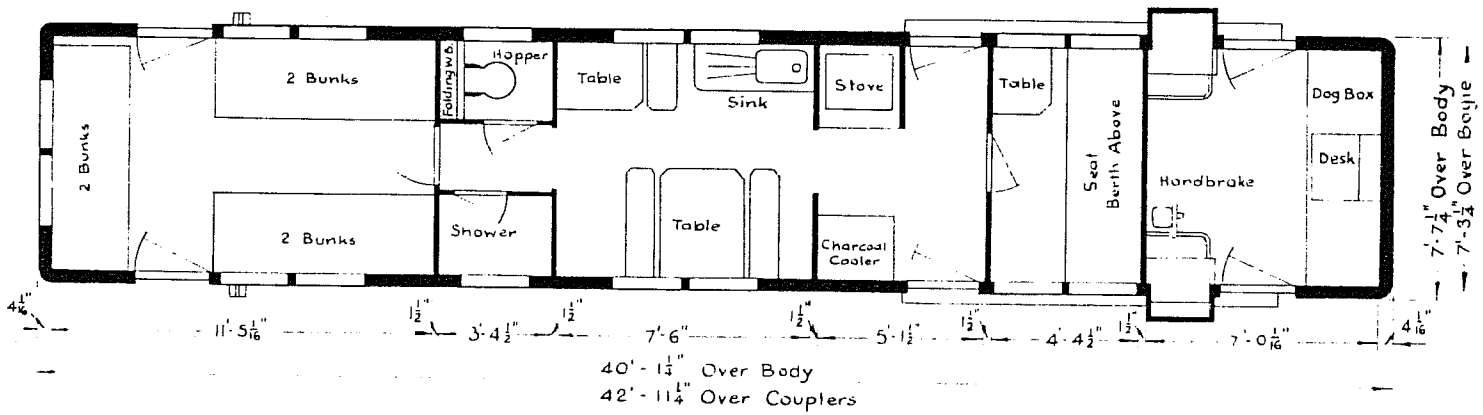

Note:
HRc Relay Van converted from NHR^B Relay Van 1956

For general arrangement See Drawing N° AC-9136
On HRc 102, 103, 6'-6" Pass Bogies

COMMO	
R	
GAUGE :	
WHF	
V.R.Lys. S.A	
Scale ¼" = 1'-0"	
P.C. 9 56	

N° 69A

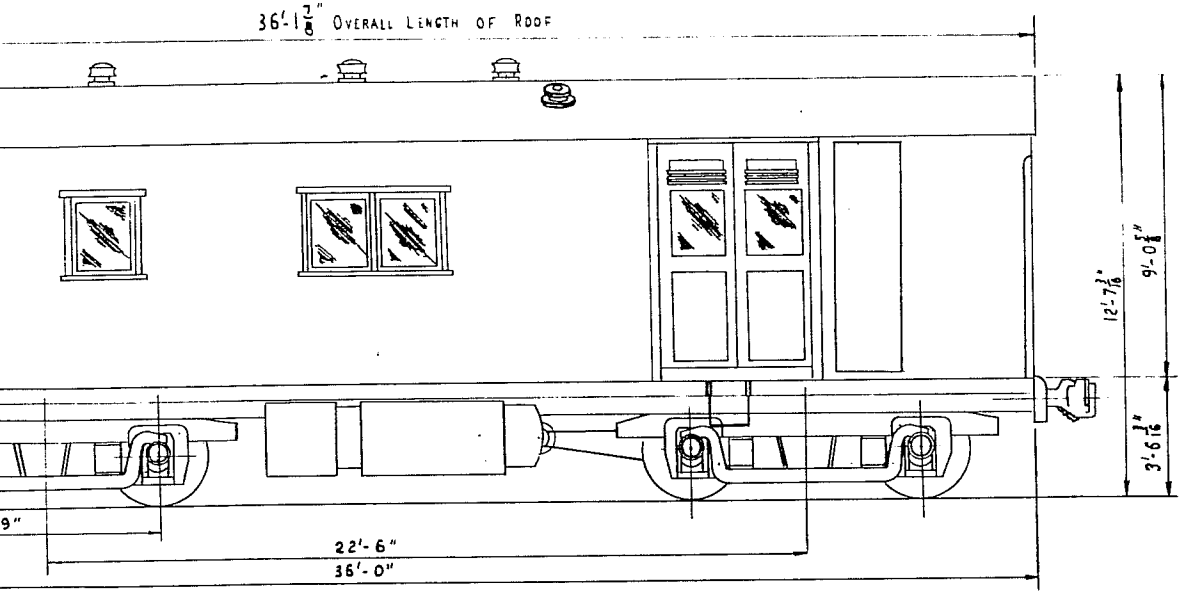

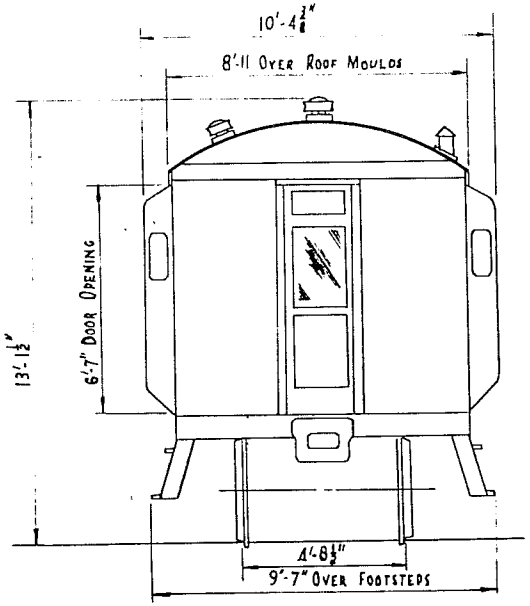

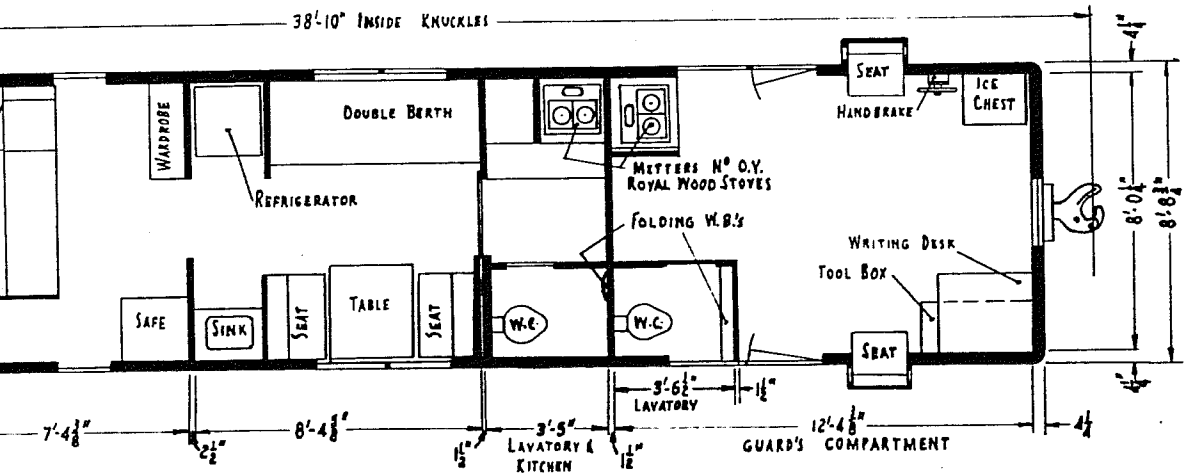

For Conversion Details See Drg BC-8408
For Bogie Arrangement Drg AC-7440

COMMONWEALTH RAILWAYS		
BRAKE & PAY VAN		
GAUGE: 4'-8 1/2"		
WHERE BUILT	N°.	DATE
Converted From HRb	1	
SCALE 1/8"-1'-0" G.R.W. 4/58	H. A. Smith CHIEF MECH. ENGNR.	CLASS HP

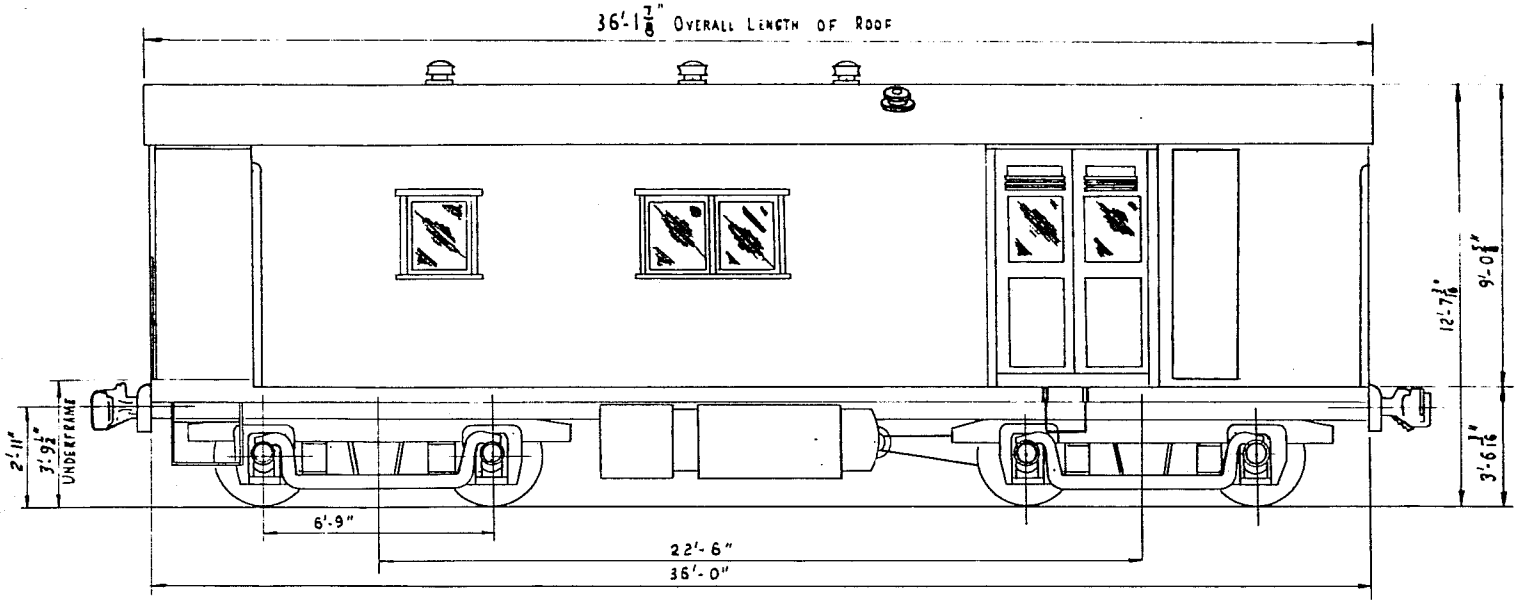

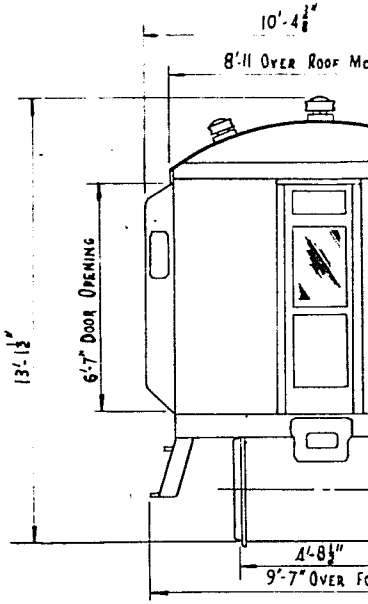

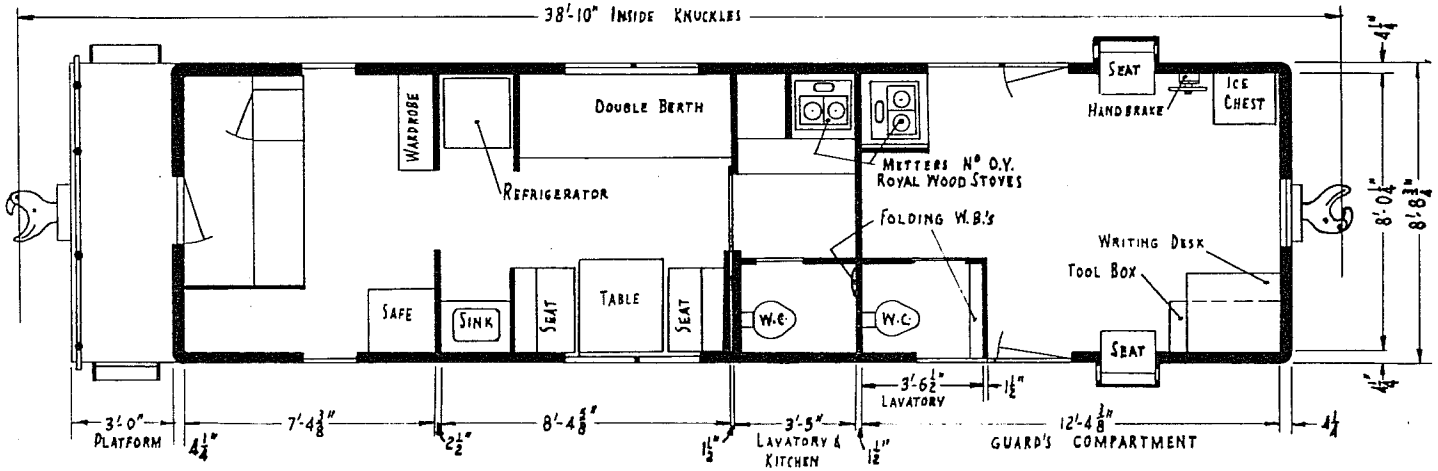

For Conversion Details See
For Bogie Arrangement

CON
GAU
Conv
SCALE
1/2" - 1'-0"
G.R.W 4/58

194-B

69C

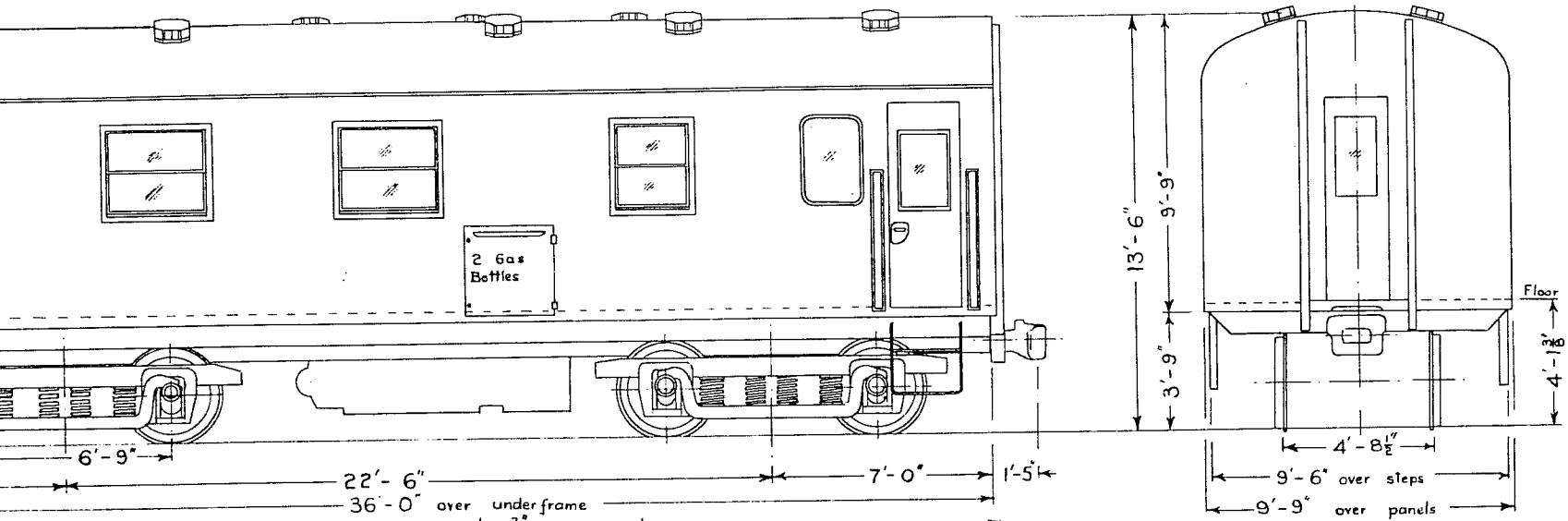

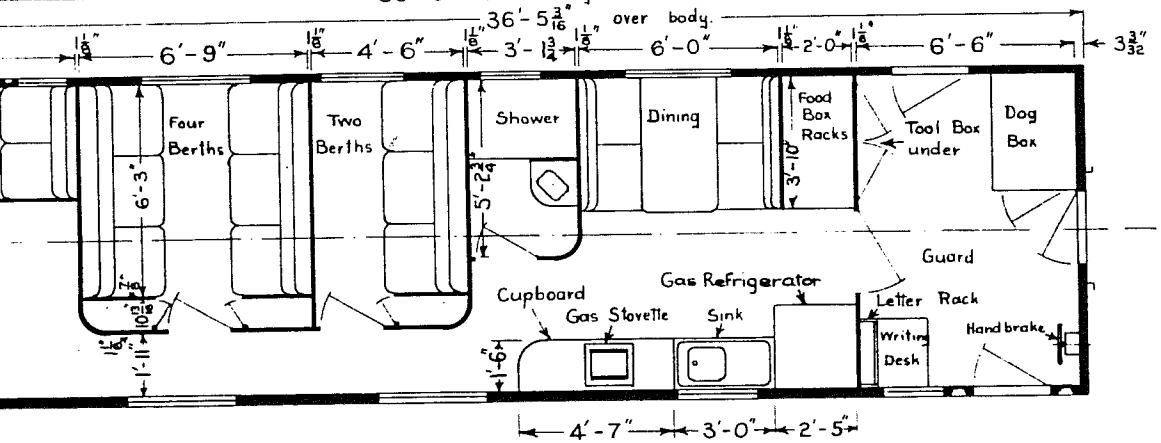

Underframe Arrgt. :- S-C-6066
Bogie Arrgt. :- 2-C-6025
(ex HRB)

COMMONWEALTH RAILWAYS		
RELAY VAN		
TARE :-	GAUGE :- 4'-8 1/2"	
WHERE BUILT	NO	DATE
Bogies & U'frame :- S.A.R.		1943
Body :- C.R. Workshops	1	1965
To sleep 6 crew.		
SCALE 1/4" = 1'-0" 12/64 HBT	J. A. Heath CHIEF MECH. ENGINEER	CLASS HRF

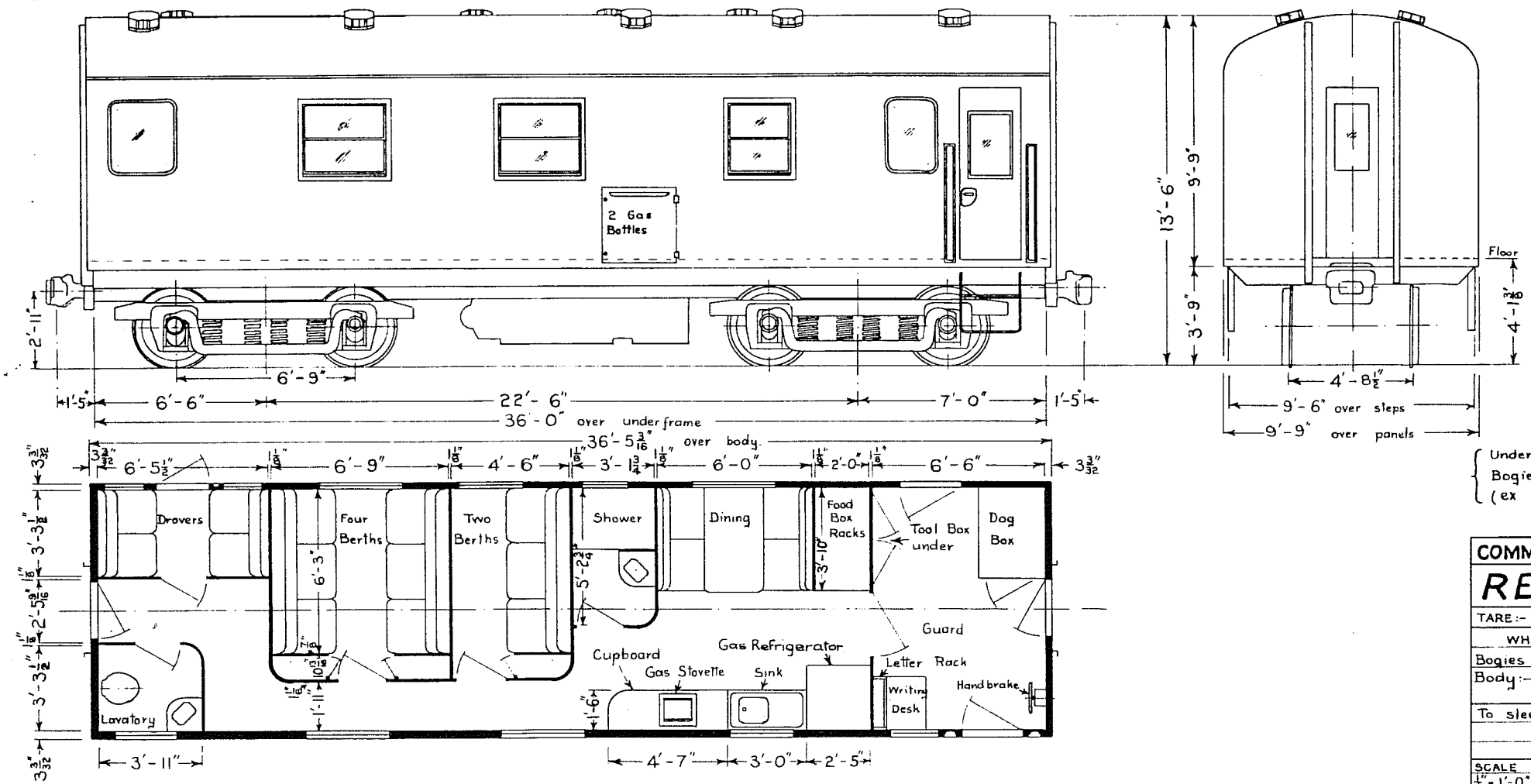

Underframe Arrgt.
Bogie Arrgt. :-
(ex HRB)

COMMONWEALTH

RELAY

TARE :-

WHERE BUILT

Bogies & U'frame :- S

Body :- C.R. Workshop

To sleep 6 crew.

SCALE
1/4" = 1'-0"
12/64 HBT

J. A.

CHIEF MECH. E

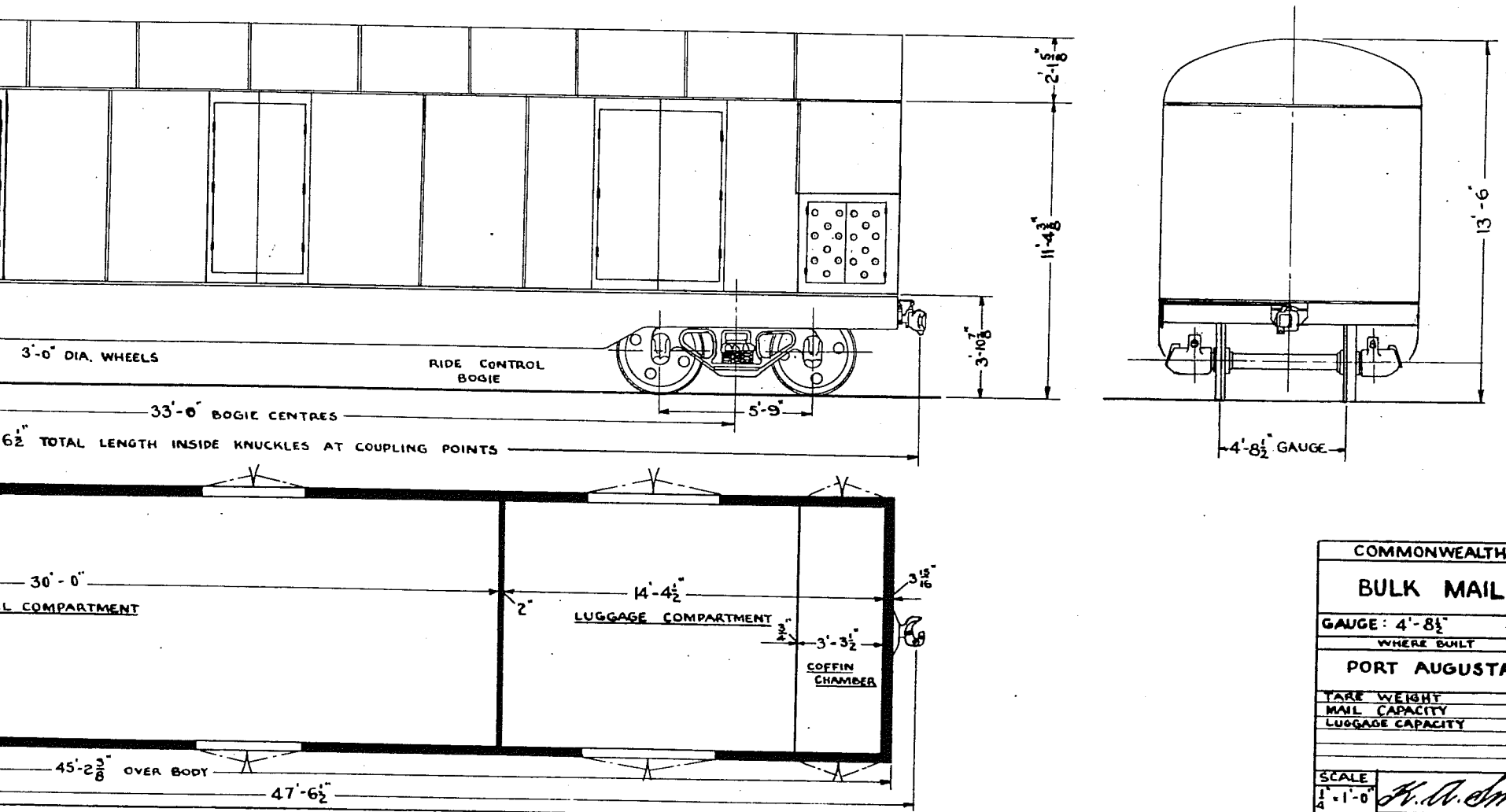

COMMONWEALTH RAILWAYS		
BULK MAIL VAN		
GAUGE: 4'-8½"		
WHERE BUILT	NO	DATE
PORT AUGUSTA	1	1952
	~~1~~	~~1953~~
TARE WEIGHT		21T 4C 2Q
MAIL CAPACITY		2440 C.FT.
LUGGAGE CAPACITY		1014 C.FT.
SCALE ¼" = 1'-0" M.L.H.	F. A. Smith CHIEF MECH. ENGINEER.	CLASS Ma

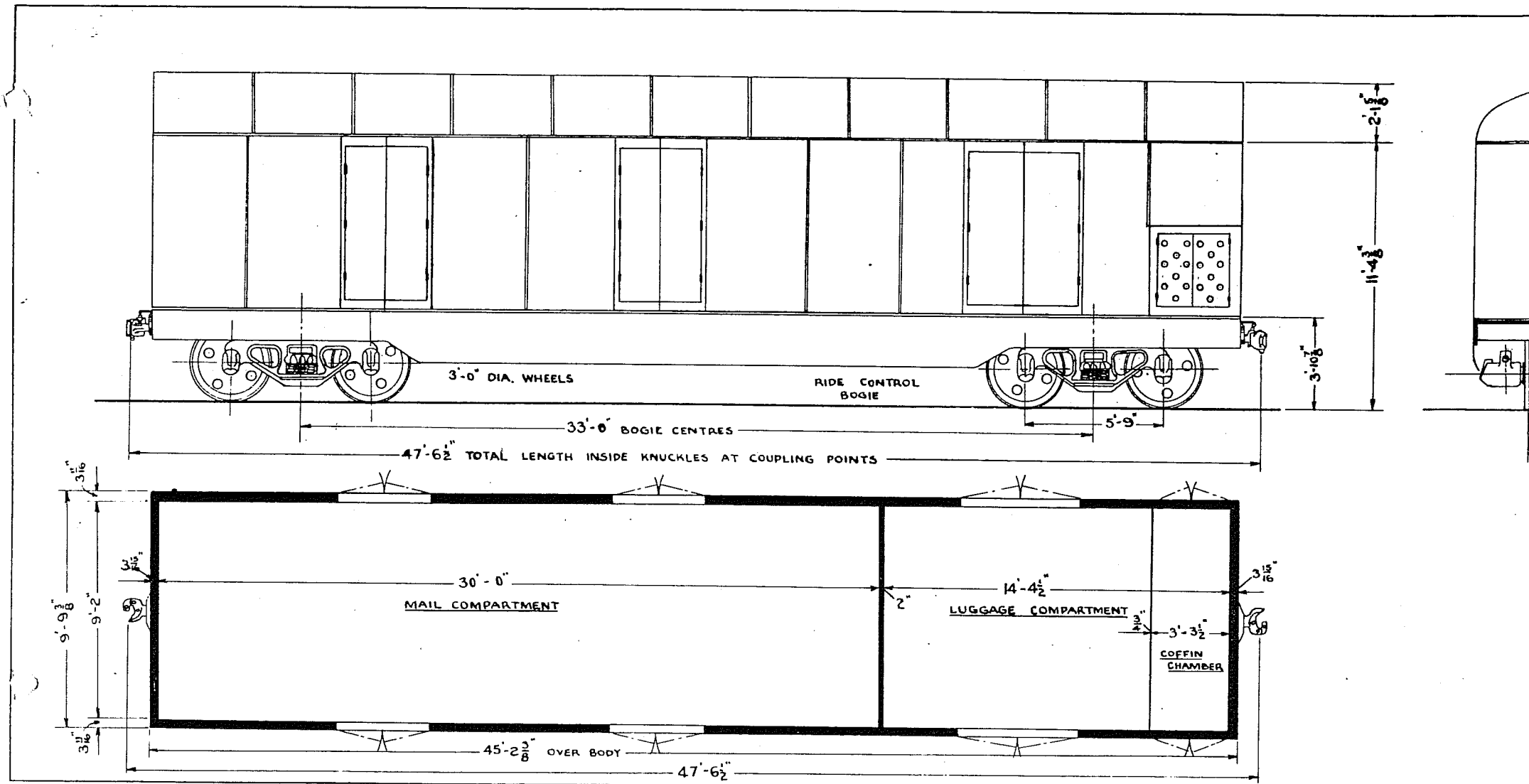
3'-0" DIA. WHEELS
RIDE CONTROL BOGIE
33'-0" BOGIE CENTRES
5'-9"
47'-6½" TOTAL LENGTH INSIDE KNUCKLES AT COUPLING POINTS
2'-1⅝"
11'-4⅜"
3'-10⅞"
3 11/16"
3 15/16"
9'-9⅜"
9'-2"
30'-0"
MAIL COMPARTMENT
2"
14'-4½"
LUGGAGE COMPARTMENT
3 15/16"
¾"
3'-3½"
COFFIN CHAMBER
45'-2⅜" OVER BODY
47'-6½"

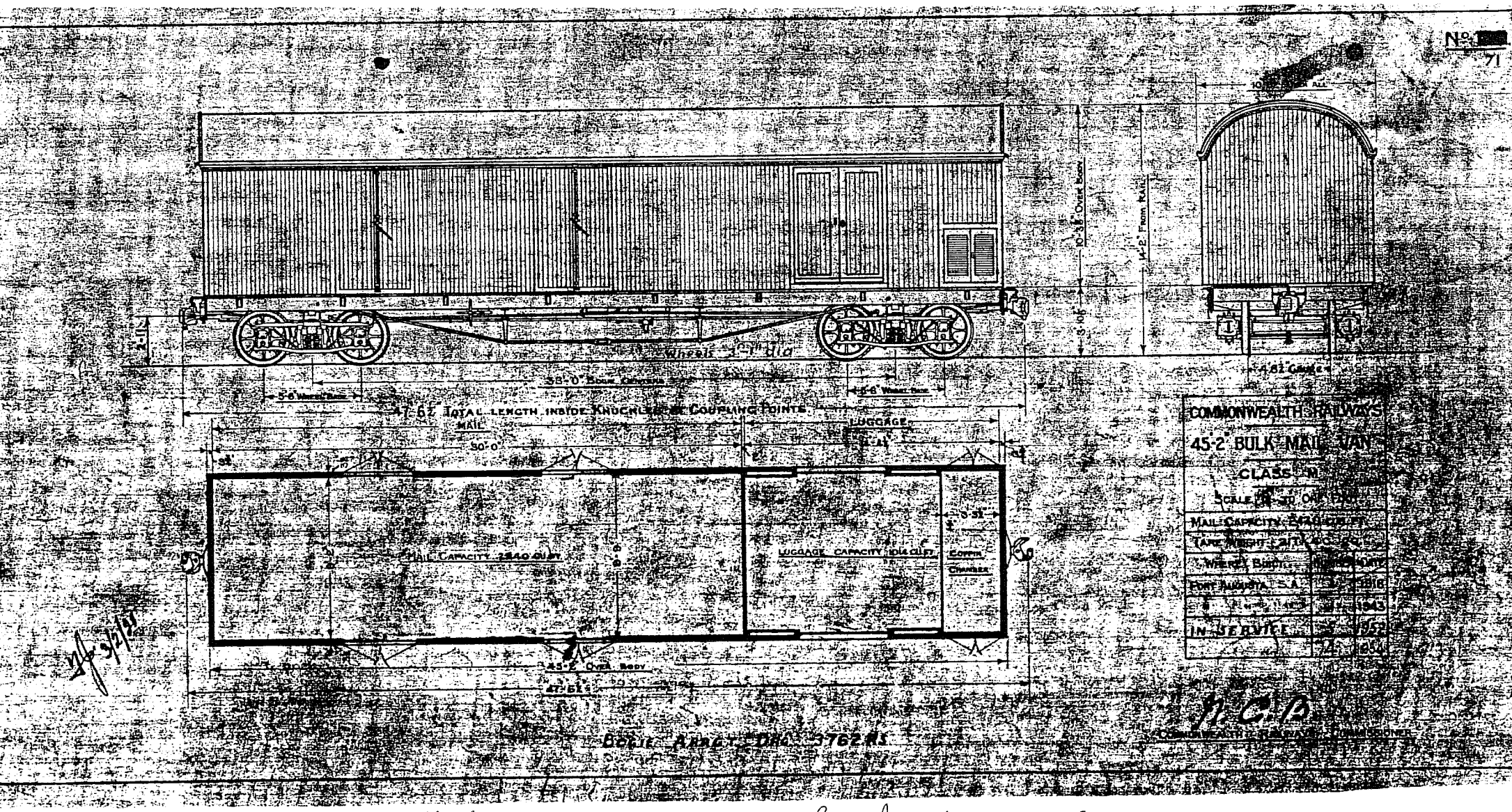

45'2" Bulk Mail van
Class M.
Mail capacity 2440 Cubic ft
Tare weight 21T-4C-2Q

Port Augusta - 4 - 1918.
" " 1 - 1943
IN Service 5 - 1952
" " 4 - 1954

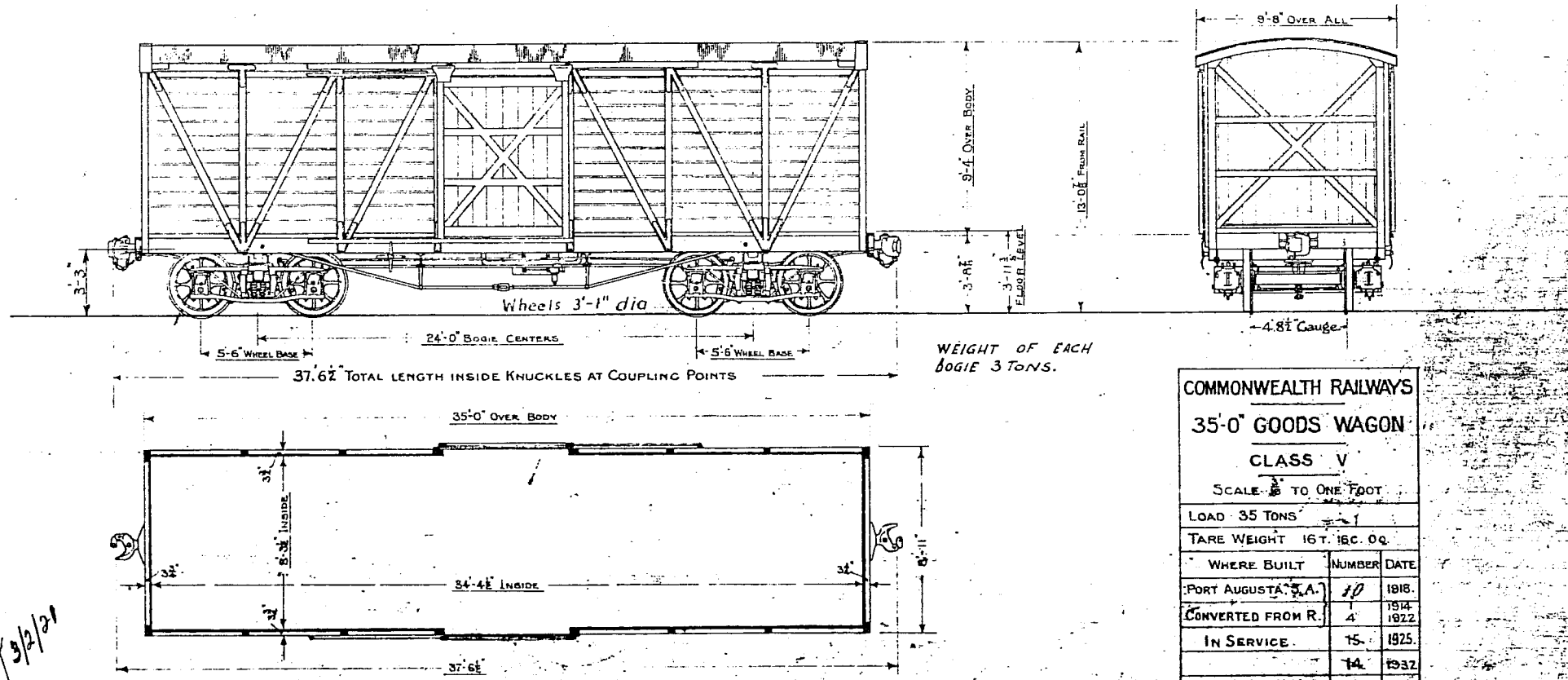

WEIGHT OF EACH BOGIE 3 TONS.

BOGIE ARRGT. DRG. 12 RS

COMMONWEALTH RAILWAYS		
35'-0" GOODS WAGON		
CLASS V		
SCALE ⅛" TO ONE FOOT		
LOAD 35 TONS		
TARE WEIGHT 16T. 16C. 0Q.		
WHERE BUILT	NUMBER	DATE
PORT AUGUSTA S.A.	10	1918.
CONVERTED FROM R.	1 4	1914 1922
IN SERVICE	15.	1925.
	14.	1932
Converted to H Van	1	
In Service	13.	1942
Converted from H	14	1945

H. A. B.
COMMONWEALTH RAILWAYS COMMISSIONER.

Arranged
Stalls 1935.
m No 46.

Vans.

IT

UBIC FT.

3/2/21

NOTE: One (1) Goods wagon arranged with temporary horse stalls 1935.
For layout see diagram No 46
See Diagram No 74 -

Capacity at Cant rail height = 2,260 cubic feet.
Absolute capacity = 2,400 Cubic ft.

d for conveyance
s are removed
ed as Goods Wagon.

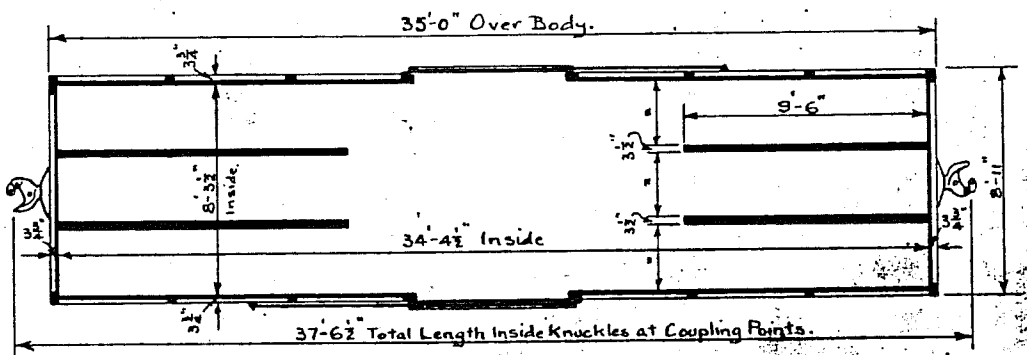

Plan View Showing Layout of Stalls.

FOR ARRGT OF STALLS SEE DRG. 3430 R.S.

E. S. Rees
CHIEF ENGINEER.

COMMONWEALTH RAILWAYS
35'-0" GOODS WAGON, FITTED WITH TEMPORARY HORSE STALLS.
CAPACITY 6 HORSES
For other general particulars of vehicle see Diagram No. 22.

Note: When not required for conveyance of horses, stalls are removed and vehicle used as goods Wagon.

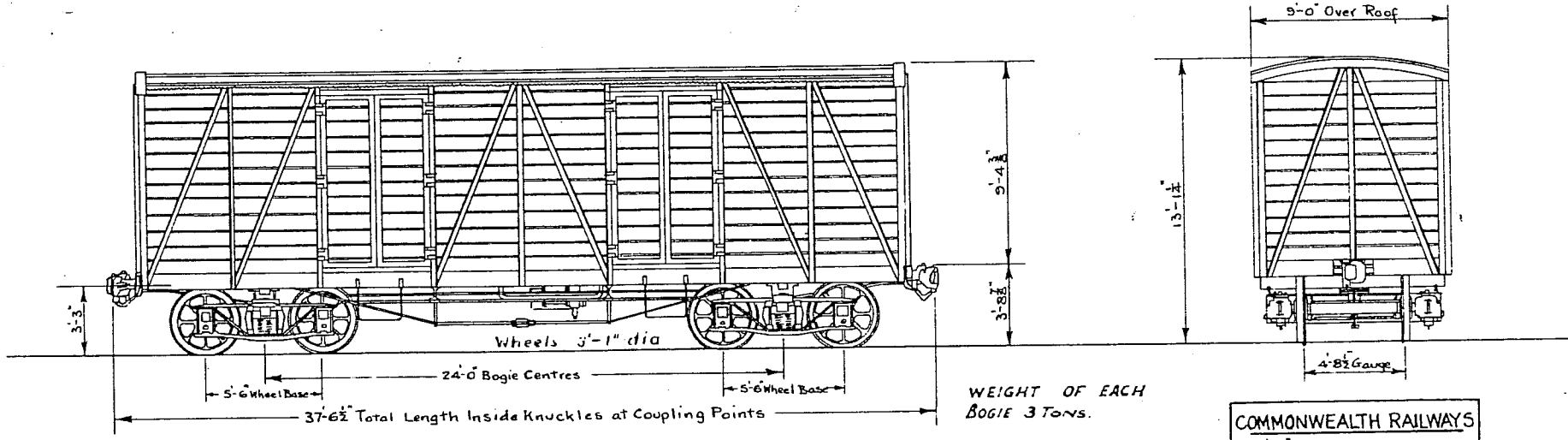

WEIGHT OF EACH BOGIE 3 TONS.

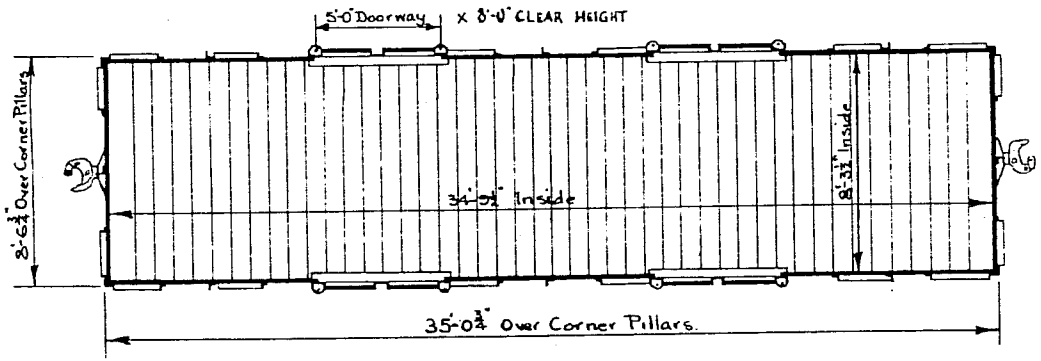

L HEIGHT
ET.
2,430 CUBIC FEET.

COMMONWEALTH RAILWAYS
35'-0" GOODS WAGON
(STEEL FRAMED BODY)
CLASS V.
SCALE 3/16" TO ONE FOOT

LOAD 35 TONS		
TARE WEIGHT 17T. 15C. 3Q.		
WHERE BUILT	NUMBER	DATE
PORT AUGUSTA		
CONVERTED FROM R	2	1939
IN SERVICE	2	1939

BOGIE ARRGT. DRG. T2 RS

CHIEF MECHANICAL ENGIN

Capacity a Cant rail height
= 2,300 Cubic feet.
Absolute Capacity = 2,430 Cubic feet.

No

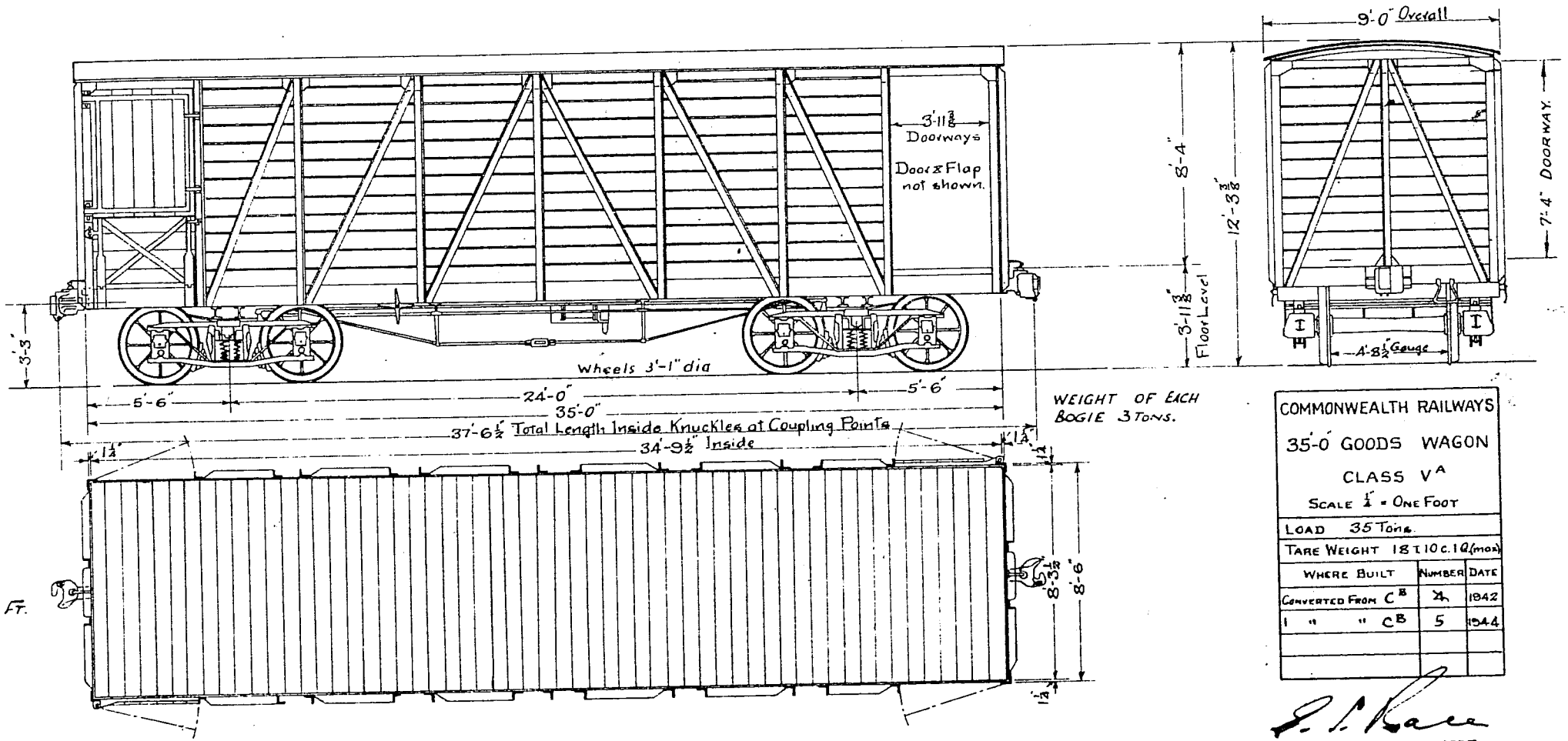

WEIGHT OF EACH BOGIE 3 TONS.

COMMONWEALTH RAILWAYS		
35'-0" GOODS WAGON		
CLASS V^A		
SCALE 1" = ONE FOOT		
LOAD 35 Tons.		
TARE WEIGHT 18 T 10 c. 1 Q (max)		
WHERE BUILT	NUMBER	DATE
Converted From C^B	4	1942
1 " " C^B	5	1944

CHIEF MECHANICAL ENGINEER.
13/4/42.

BOGIE ARRGT. DRG. 72RS

Capacity at Cant Rail height
= 2,220 Cubic feet.
Absolute capacity = 2,350 Cubic feet.

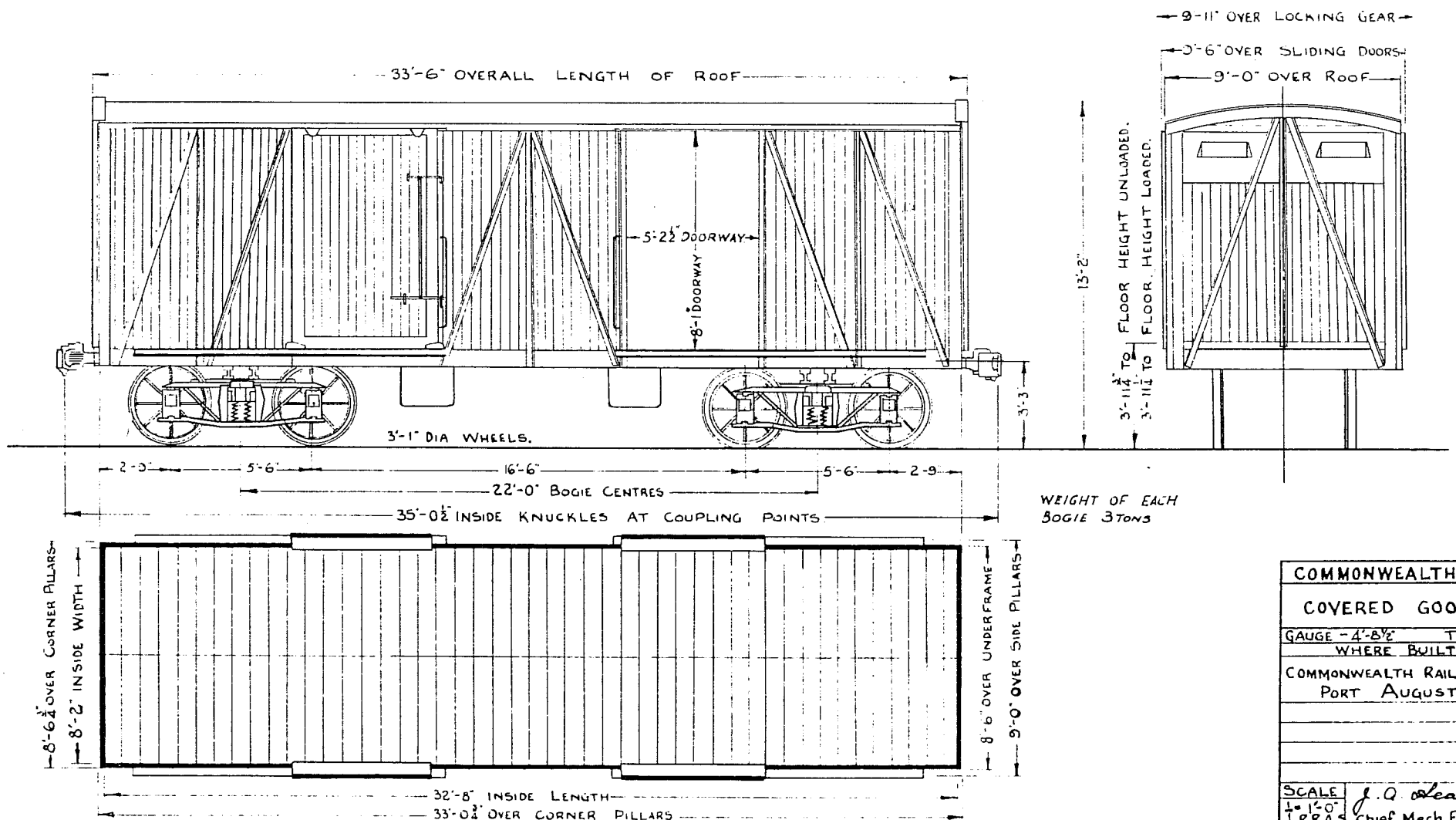

COMMONWEALTH RAILWAYS		
COVERED GOODS WAGON		
GAUGE – 4'-8½"	TARE – 16 TONS 16 c 0q	
WHERE BUILT	N°	DATE
COMMONWEALTH RAILWAYS PORT AUGUSTA	4	1949
SCALE ½" = 1'-0" R.R.A.S	J. Q. Heath Chief Mech Engineer	CLASS V^B

Capacity at cant Rail height
= 2,220 Cubic feet.
Absolute capacity = 2,320 Cubic feet

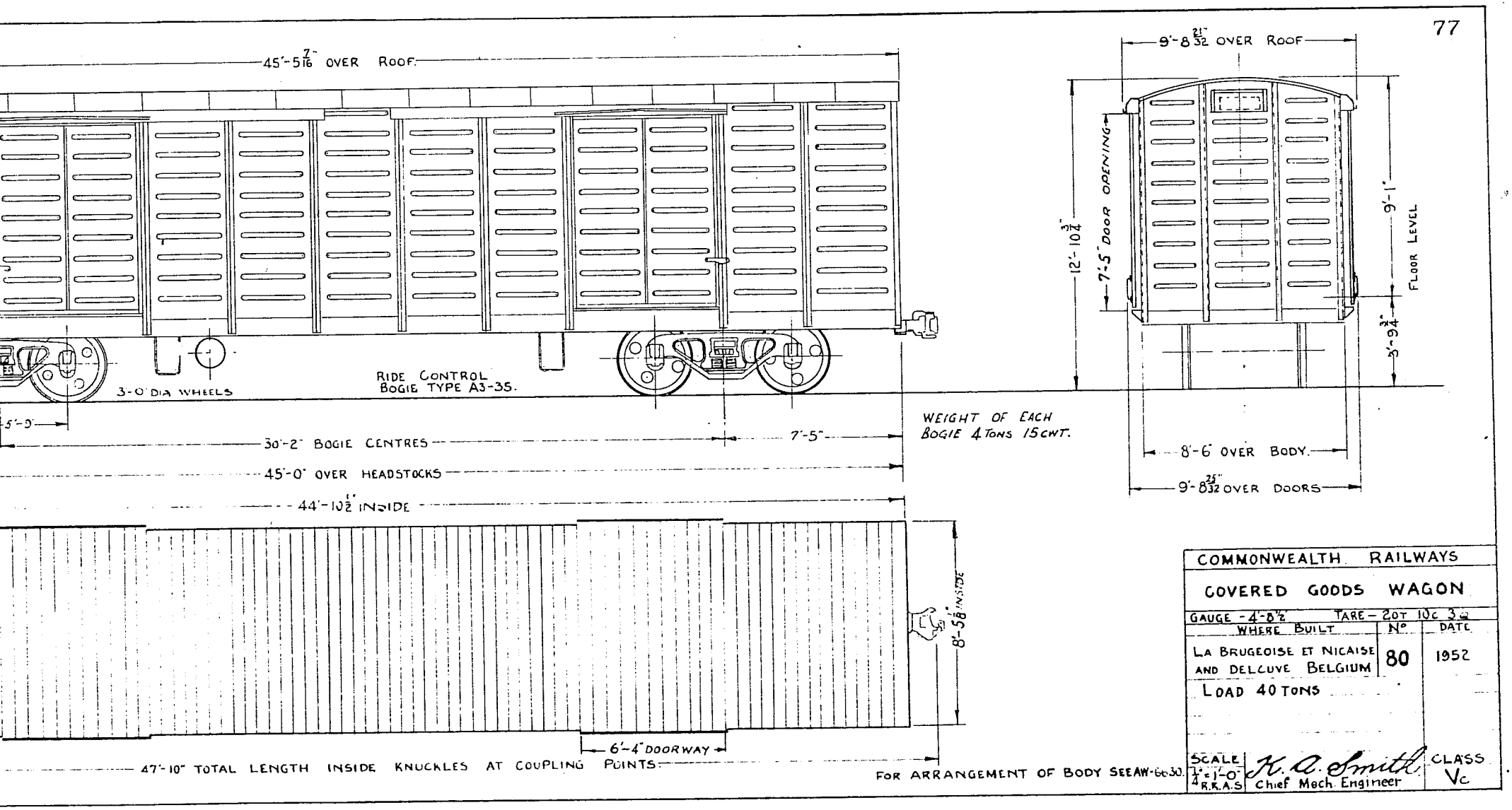

COMMONWEALTH RAILWAYS		
COVERED GOODS WAGON		
GAUGE - 4'-8½" TARE - 20T 10C 3Q		
WHERE BUILT	Nº	DATE
LA BRUGEOISE ET NICAISE AND DELCUVE BELGIUM	80	1952
LOAD 40 TONS		
SCALE 1/4" = 1'-0" R.R.A.S	K. A. Smith Chief Mech. Engineer	CLASS Vc

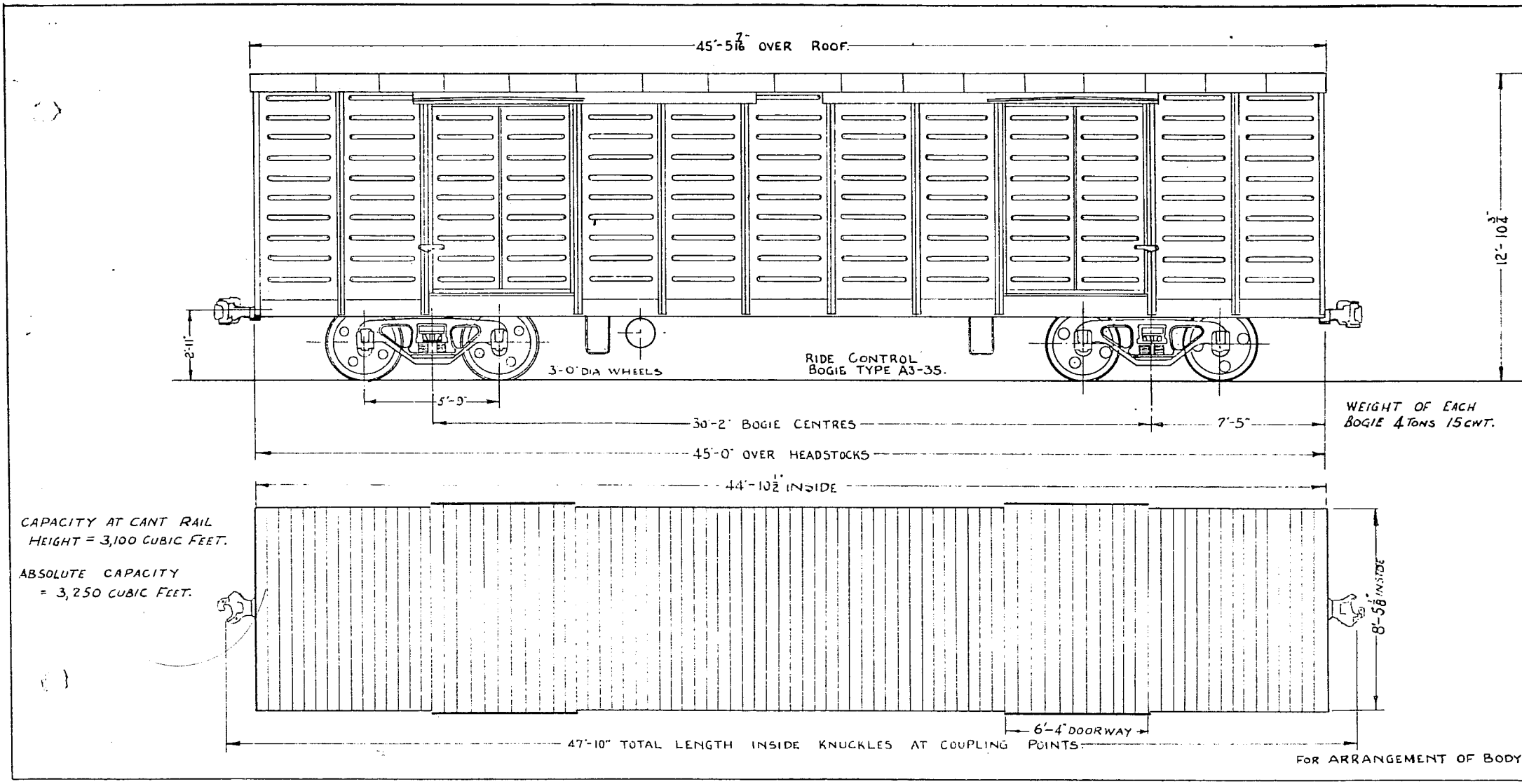
45'-5 7/16" OVER ROOF.
12'-10 3/4"
2'-11"
3'-0" DIA WHEELS
RIDE CONTROL
BOGIE TYPE A3-35.
5'-0"
30'-2" BOGIE CENTRES
7'-5"
WEIGHT OF EACH
BOGIE 4 TONS 15 CWT.
45'-0" OVER HEADSTOCKS
44'-10 1/2" INSIDE
CAPACITY AT CANT RAIL
HEIGHT = 3,100 CUBIC FEET.
ABSOLUTE CAPACITY
= 3,250 CUBIC FEET.
8'-5 1/8" INSIDE
6'-4" DOORWAY
47'-10" TOTAL LENGTH INSIDE KNUCKLES AT COUPLING POINTS.
FOR ARRANGEMENT OF BODY

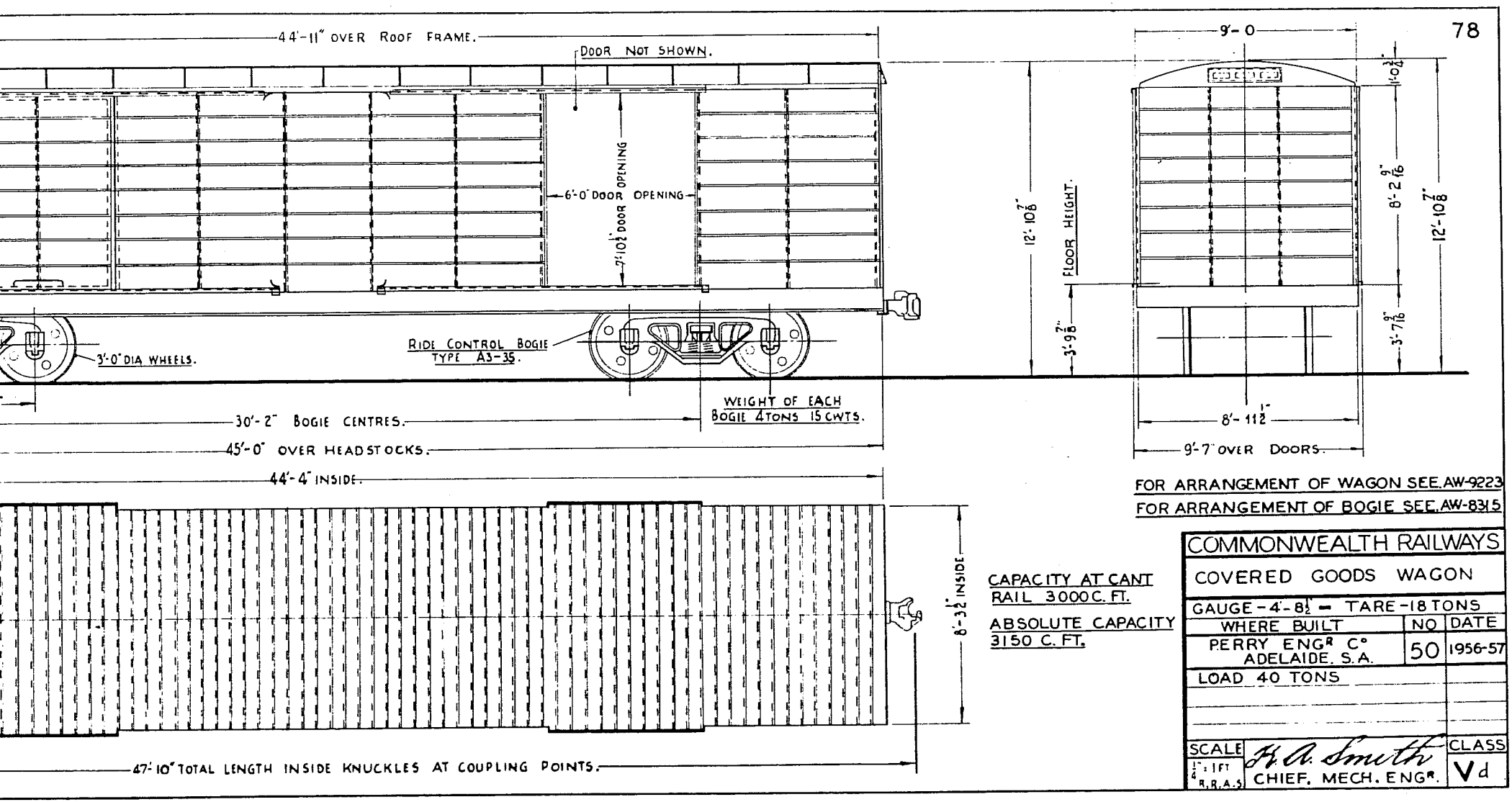

FOR ARRANGEMENT OF WAGON SEE AW-9223
FOR ARRANGEMENT OF BOGIE SEE AW-8315

CAPACITY AT CANT RAIL 3000 C. FT.

ABSOLUTE CAPACITY 3150 C. FT.

COMMONWEALTH RAILWAYS		
COVERED GOODS WAGON		
GAUGE - 4'-8½" — TARE - 18 TONS		
WHERE BUILT	NO	DATE
PERRY ENGR Co ADELAIDE. S.A.	50	1956-57
LOAD 40 TONS		
SCALE ¼" = 1 FT R.R.A.S	H. A. Smith CHIEF. MECH. ENGR.	CLASS Vd

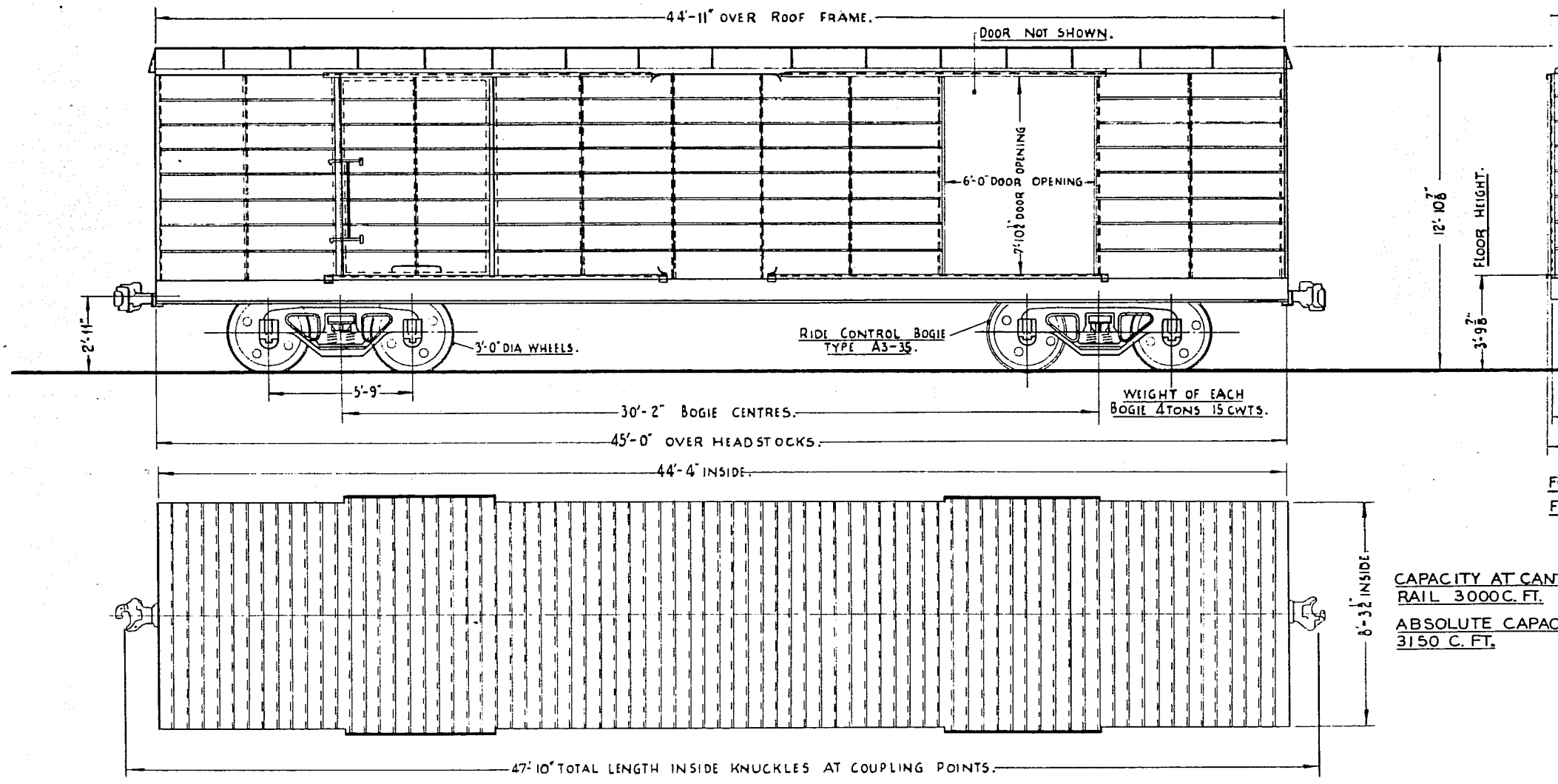

CAPACITY AT CAN
RAIL 3000 C. FT.

ABSOLUTE CAPAC
3150 C. FT.

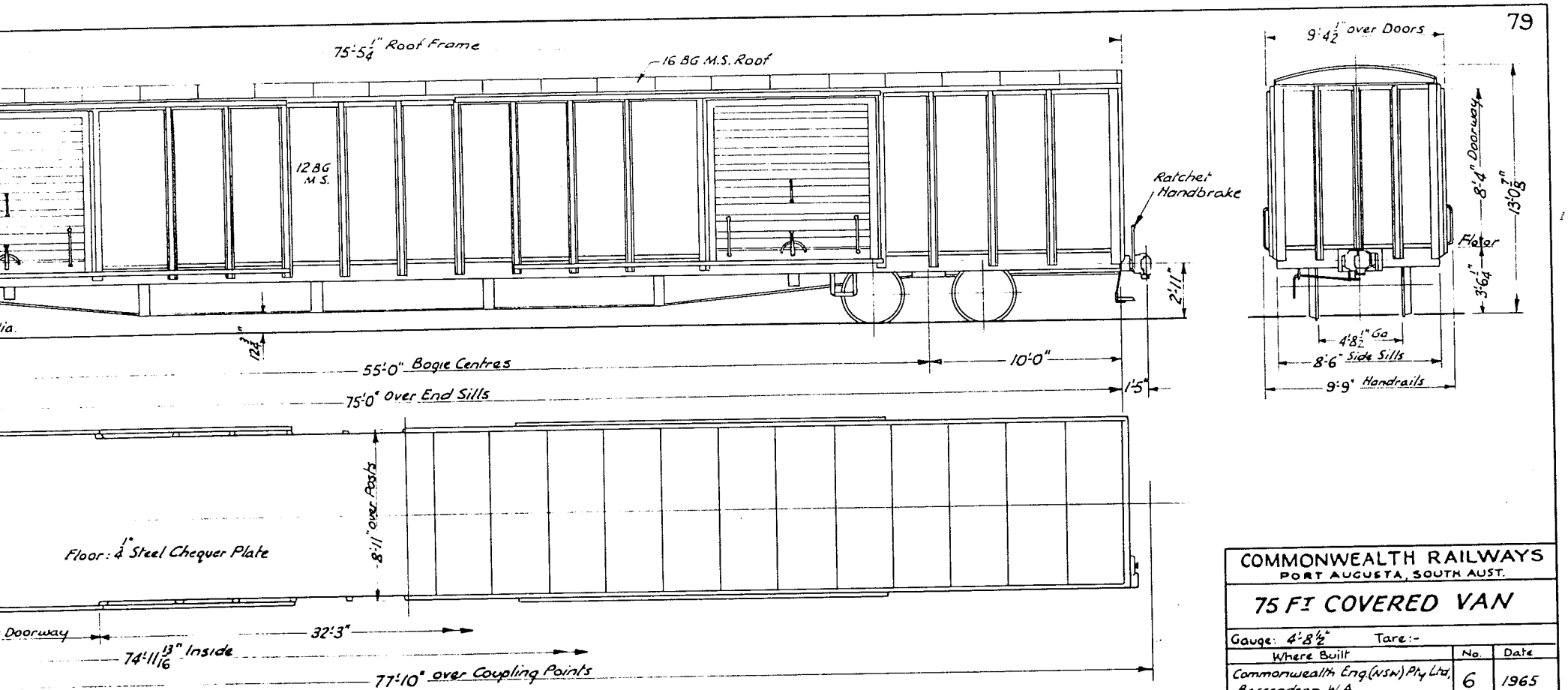

Fitted with : Westinghouse Variable Volume Load Compensating Equipt.
Alliance Auto-coupler 4'-0" shank, heavy duty.
Waugh-mat Draft Gear WM-DC-5
ASF A3 Ride Control Bogie (ANZR Class 2C)
SKF Roller Bearing Axleboxes, 130mm journals.
Westinghouse Grade Control.

COMMONWEALTH RAILWAYS PORT AUGUSTA, SOUTH AUST.		
75 Ft COVERED VAN		
Gauge: 4'-8½" Tare:-		
Where Built	No.	Date
Commonwealth Eng.(NSW) Pty Ltd, Bassendean, W.A.	6	1965
Capacity		45 tons
Volume to Cant Rail - c.ft		5,450
" Absolute c.ft		5,870
Weight of Bogie		4.4 tons
Scale 3/16" = 1'-0" W.P.H.	J. A. Heath. Chief Mech. Engineer	Class VE

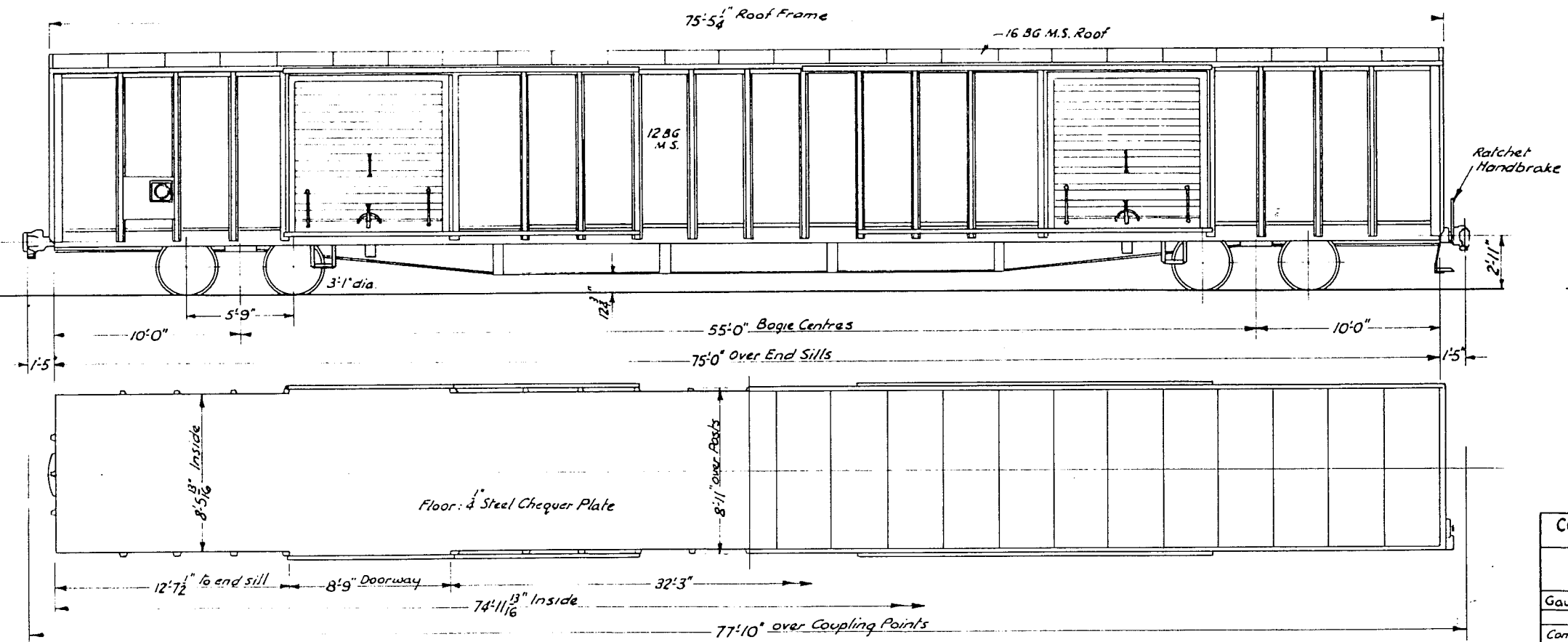

Fitted with : Westinghouse Variable Volume Load Compensating Equipt.
Alliance Auto-coupler 4'-0" shank, heavy duty.
Waugh-mat Draft Gear WM-DC-5
ASF A3 Ride Control Bogie (ANZR Class 2C)
SKF Roller Bearing Axleboxes, 130mm journals.
Westinghouse Grade Control.

CO
7
Gaug
Com Bas
Cap
Volu
"
Weig
Scal
3/16" = W

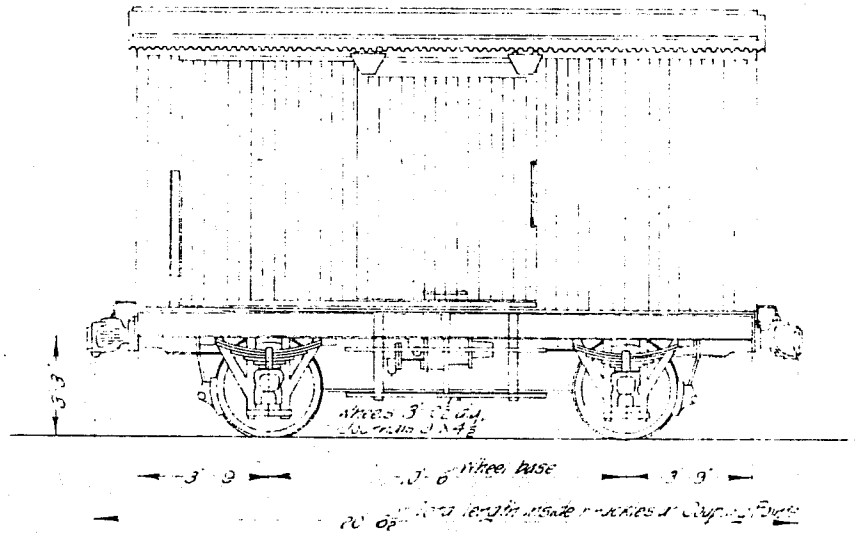

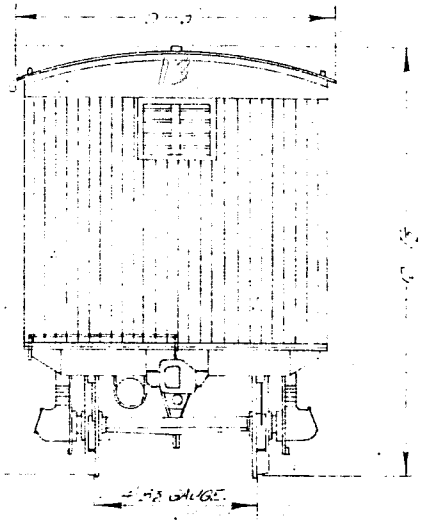

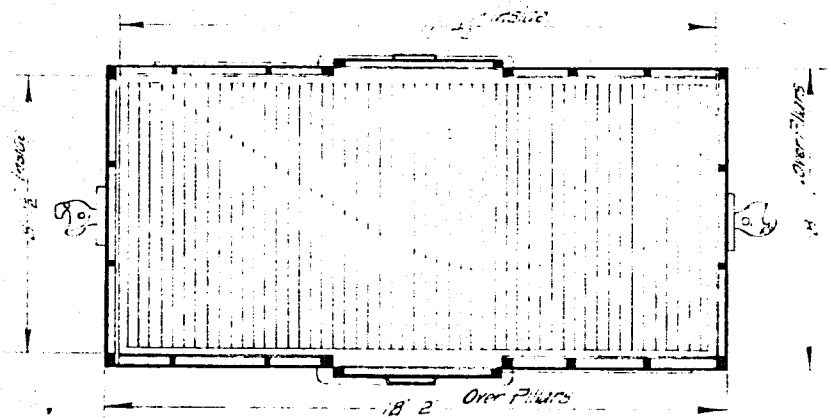

COMMONWEALTH RAILWAYS.		
18'-2" GOODS WAGON.		
CLASS VS.		
SCALE 1/4" TO ONE FOOT.		
LOAD 12 Tons		
TARE WEIGHT 8 Tons		
WHERE BUILT	NUMBER	DATE
Port Augusta	2	1915
Port Augusta	5	1923
In Service	4	1952

G.A. Gahan
CHIEF ENGINEER
5/3/28

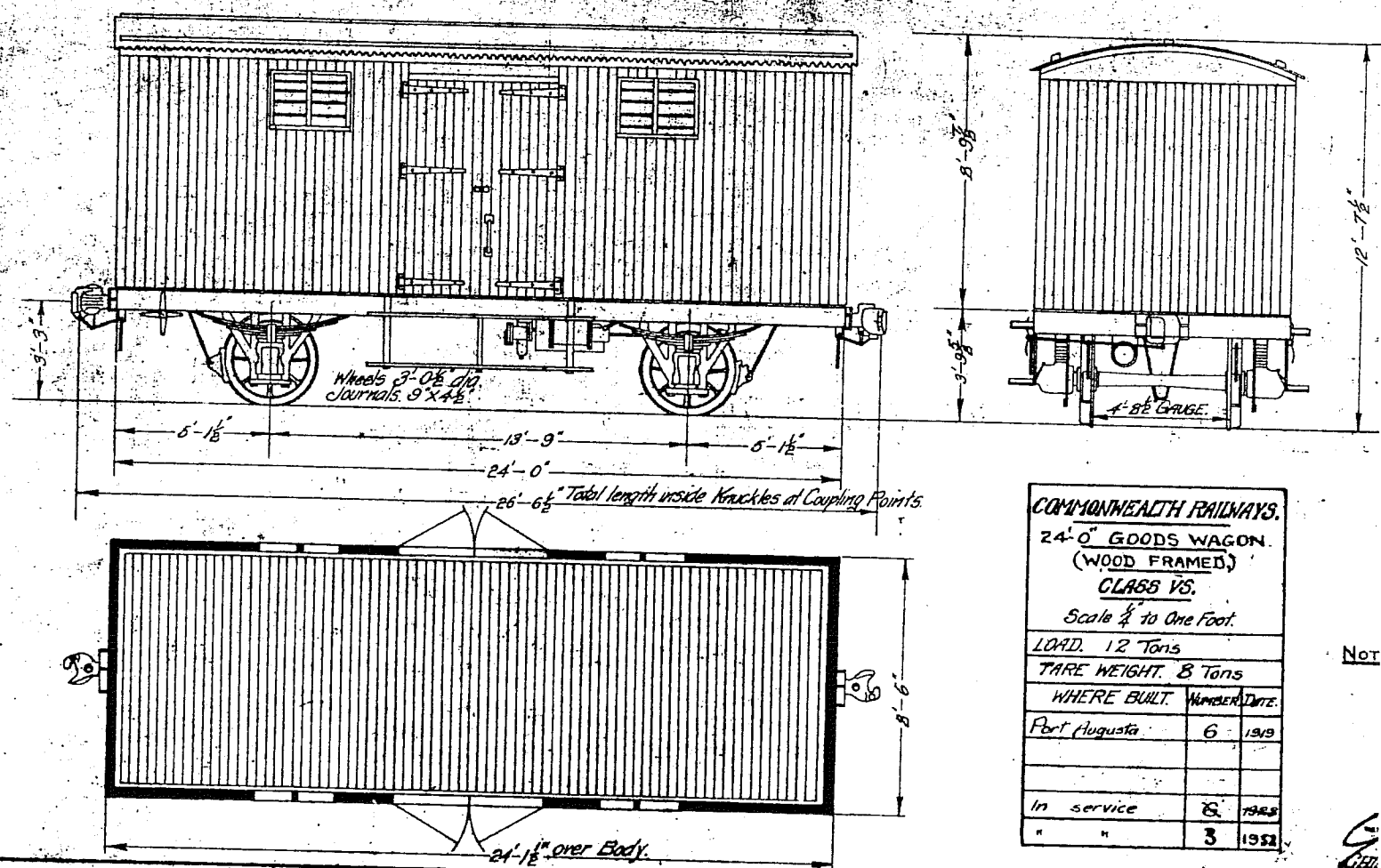

COMMONWEALTH RAILWAYS. 24'-0" GOODS WAGON. (WOOD FRAMED) CLASS VS. Scale ¼" to One Foot.		
LOAD. 12 Tons		
TARE WEIGHT. 8 Tons		
WHERE BUILT	NUMBER	DATE.
Port Augusta	6	1919
In service	8	1925
" "	3	1952

NOTE: VS374 body destroyed by fire at Tarcoola 18-11-34. and replaced with steel framed body. See Diagram No. 82

COMMONWEALTH RAILWAYS

24'-0" GOODS WAGON

(STEEL FRAMED)

CLASS VS

Scale ½" To One Foot

LOAD	12 Tons	
TARE WEIGHT	8 T. 2 C. 2 Q.	
WHERE BUILT	Number	Date
Port Augusta	1	1936
In Service	1	1936

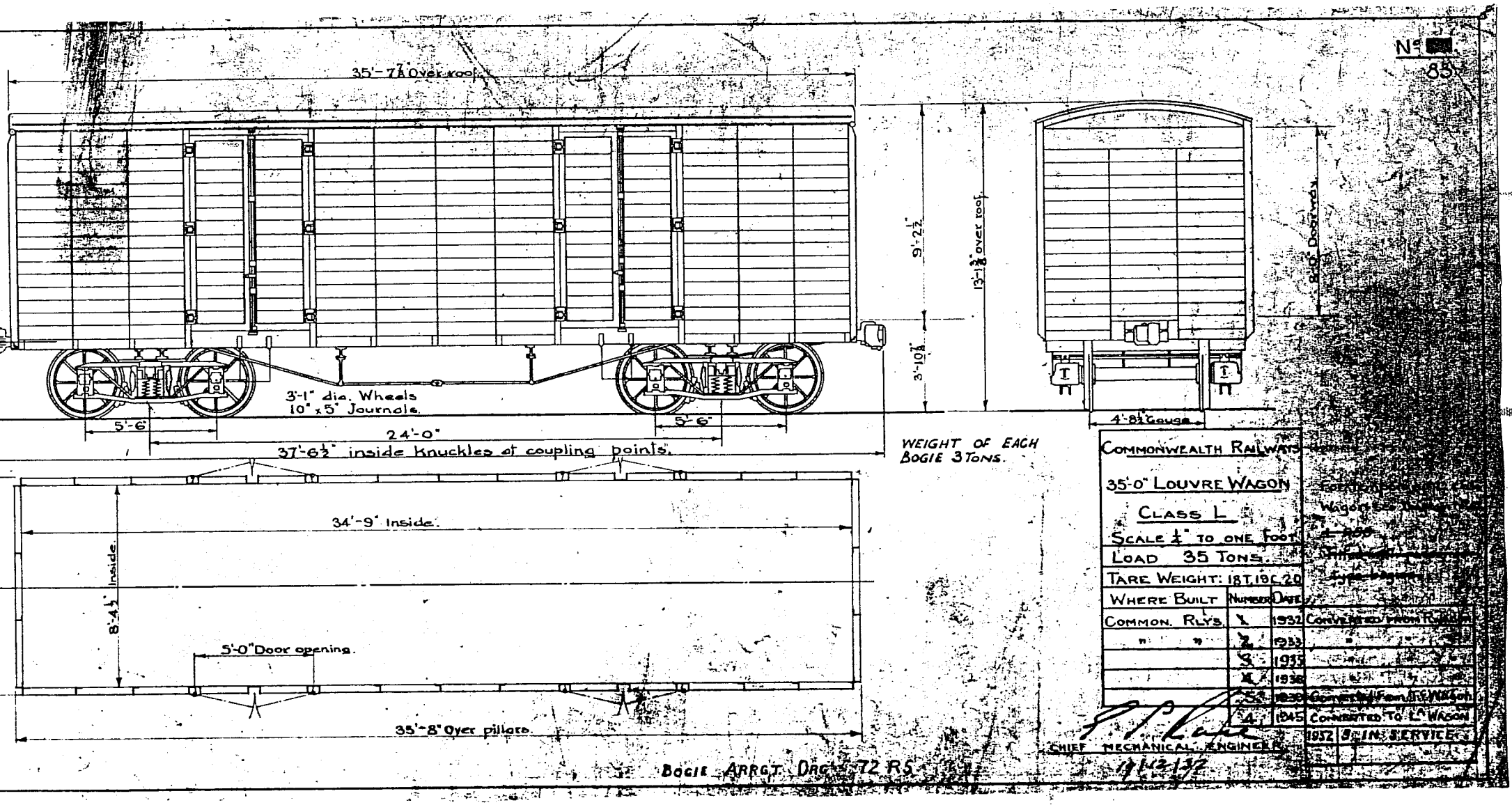

Capacity at Cent Rail Height
2,300 Cubic feet.

Absolute capacity = 2,430 cubic feet.

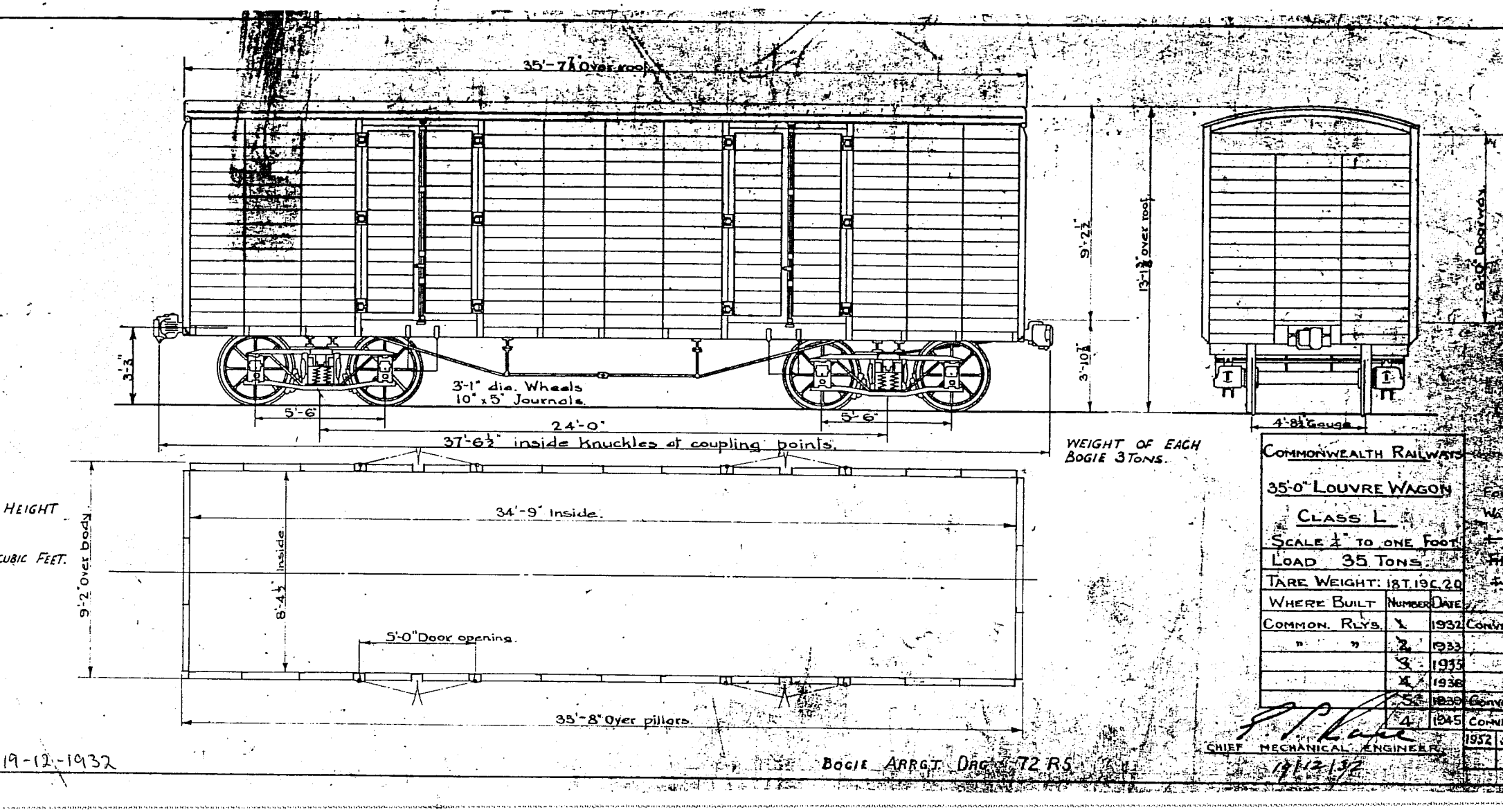
35'-7½" Over roof
9'-2½"
13'-1¾" over roof
3'-10½"
3'-3"
3'-1" dia. Wheels
10" x 5" Journals.
5'-6"
24'-0"
5'-6"
37'-6½" inside knuckles at coupling points.
4'-8½" Gauge
WEIGHT OF EACH BOGIE 3 TONS.
HEIGHT
CUBIC FEET.
9'-2" Over body
34'-9" Inside.
8'-4½" Inside.
5'-0" Door opening.
35'-8" Over pillars.
COMMONWEALTH RAILWAYS
35'-0" LOUVRE WAGON
CLASS L
SCALE ¼" TO ONE FOOT.
LOAD 35 TONS
TARE WEIGHT: 18T. 19C. 2Q
WHERE BUILT
NUMBER
DATE
COMMON. RLYS.
1932
1933
1935
1938
1939
1945
1952
CHIEF MECHANICAL ENGINEER
19/12/32
BOGIE ARRGT. DRG. 72 RS

19-12-1932

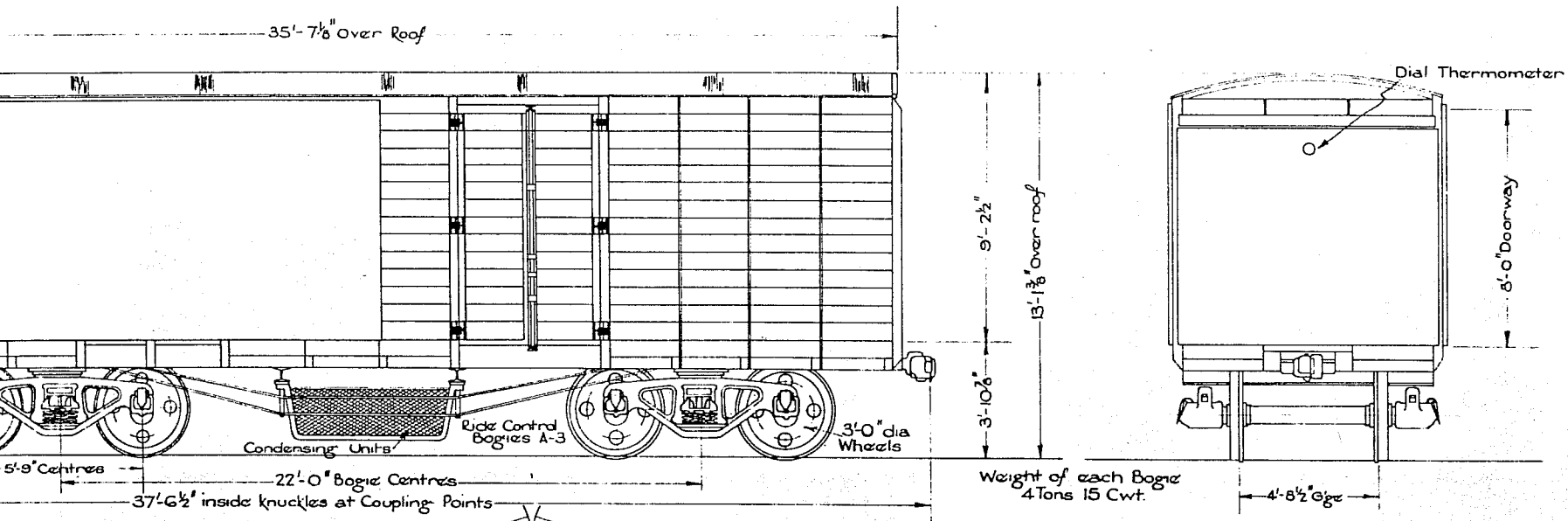

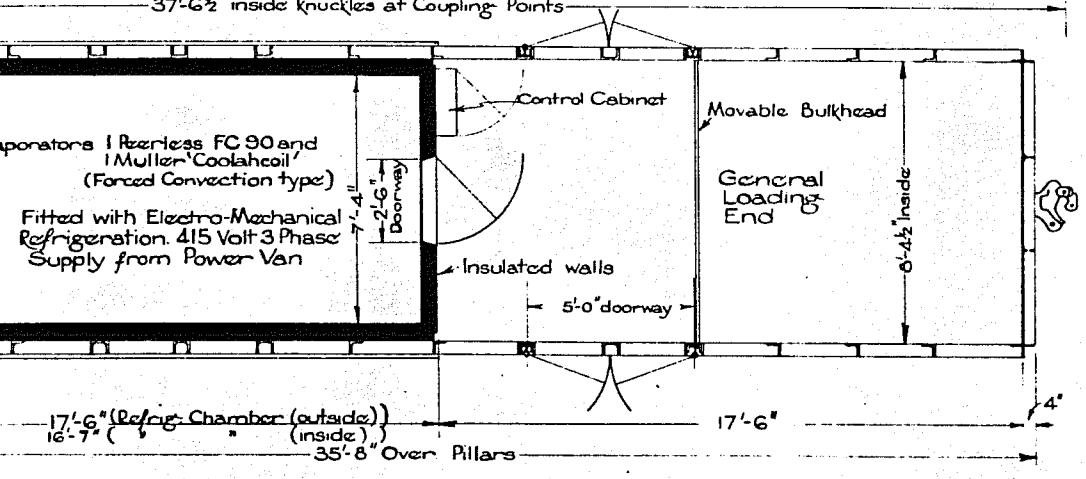

Capacity of Refrig Chamber including evaporator = 953 c. ft
Capacity of Refrig Chamber excluding evaporator = 901 c. ft.
Capacity of General Loading end = 1064 cub ft

ARRG'T. DRG	No
Underframe	3491 RS
Body	2913 RS
Bogie	AW 8315
Insulated Comp't & Refrigeration Chamber	AW 8406

COMMONWEALTH RAILWAYS

35'-0" YEAST VAN

GAUGE 4'-8½" TARE 28T 8C. 0Q

WHERE BUILT	No.	DATE
Port Augusta Refrigeration Chamber Rebuilt - 1955	1	1955
Yeast Capacity		901 cub ft
Total Load		26 Tons

SCALE ¼"-1'-0"

F. A. Smith
Chief Mechanical Engineer

CLASS La

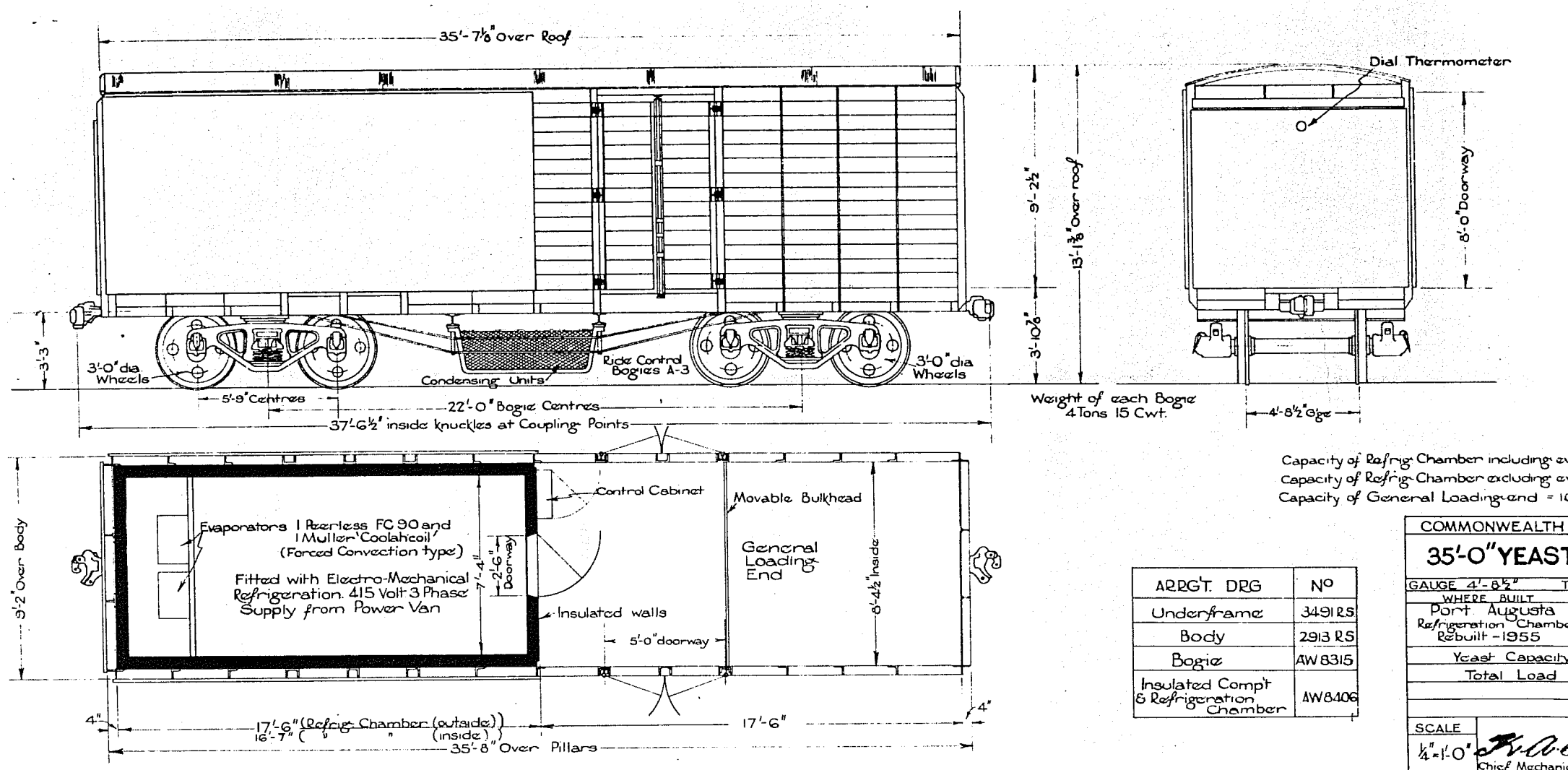

ARRG'T. DRG	No
Underframe	3491 RS
Body	2913 RS
Bogie	AW 8315
Insulated Compt & Refrigeration Chamber	AW 8406

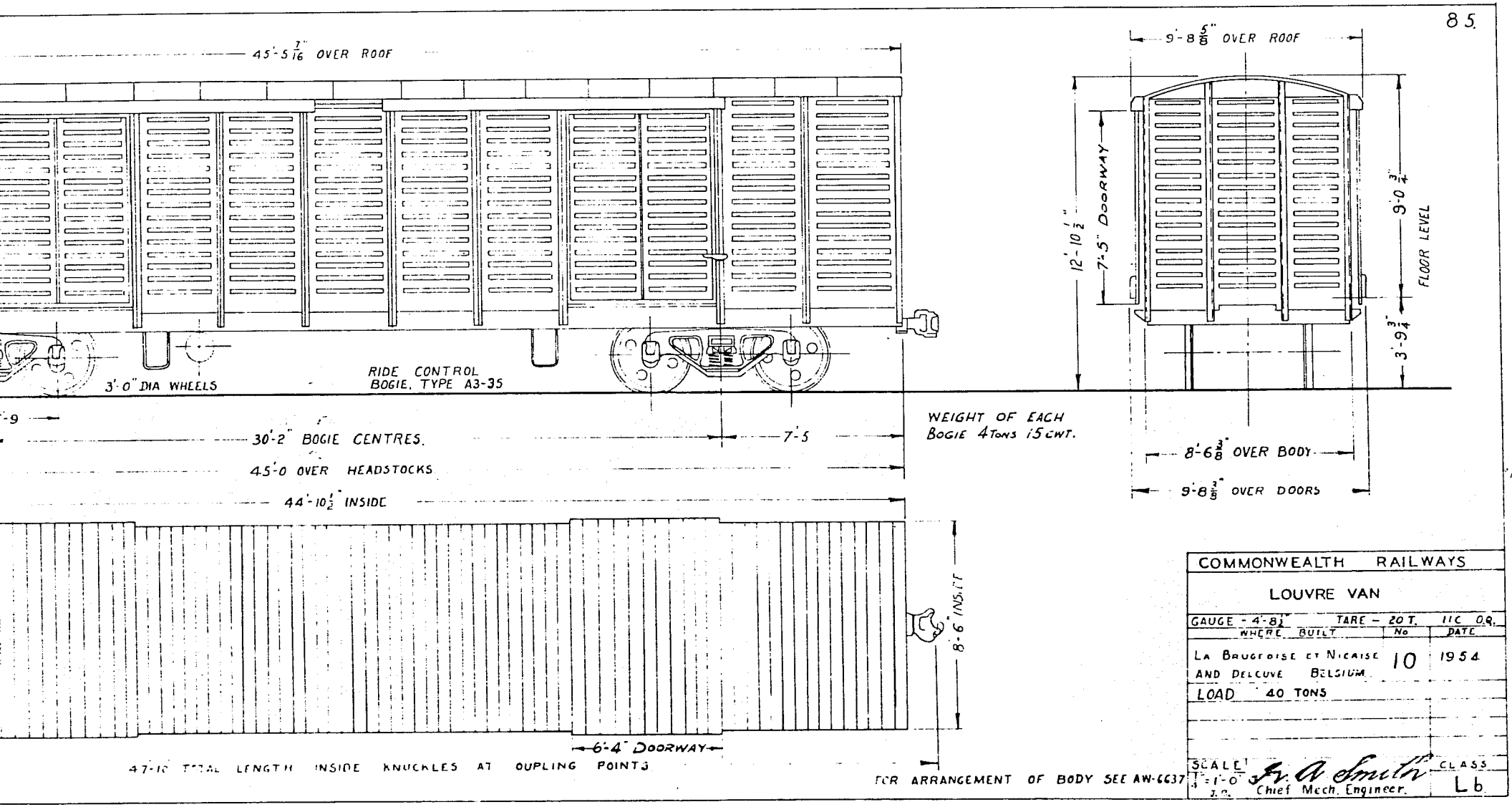

COMMONWEALTH RAILWAYS		
LOUVRE VAN		
GAUGE - 4'-8½" TARE - 20 T. 11C 0Q.		
WHERE BUILT	No	DATE
La Brugeoise et Nicaise and Delcuve Belgium	10	1954
LOAD 40 TONS		
SCALE 1/4" = 1'-0" J.C.	F. A. Smith Chief Mech. Engineer.	CLASS Lb

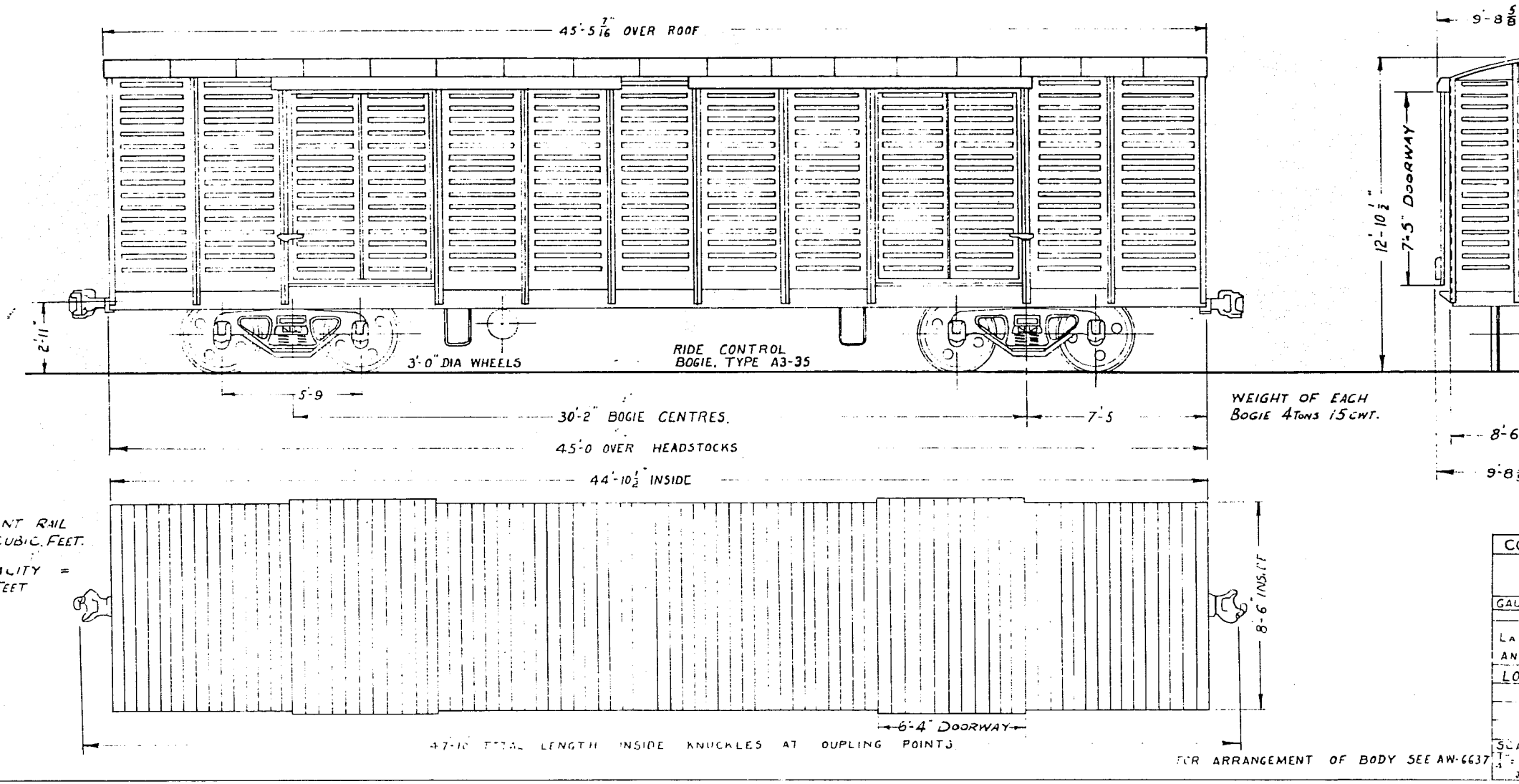
45'-5 7/16" OVER ROOF
9'-8 5/8"
12'-10 1/2"
7'-5" DOORWAY
2'-11"
3'-0" DIA WHEELS
RIDE CONTROL
BOGIE, TYPE A3-35
5'-9
30'-2" BOGIE CENTRES.
7'-5
WEIGHT OF EACH
BOGIE 4 TONS 15 CWT.
45'-0 OVER HEADSTOCKS
8'-6
9'-8
44'-10 1/2" INSIDE
T CANT RAIL
100 CUBIC FEET.
CAPACITY =
IC FEET
8'-6" INSIDE
6'-4" DOORWAY
47'-10 TOTAL LENGTH INSIDE KNUCKLES AT COUPLING POINTS
FOR ARRANGEMENT OF BODY SEE AW-6637
CO
GAL
LA
AN
LO

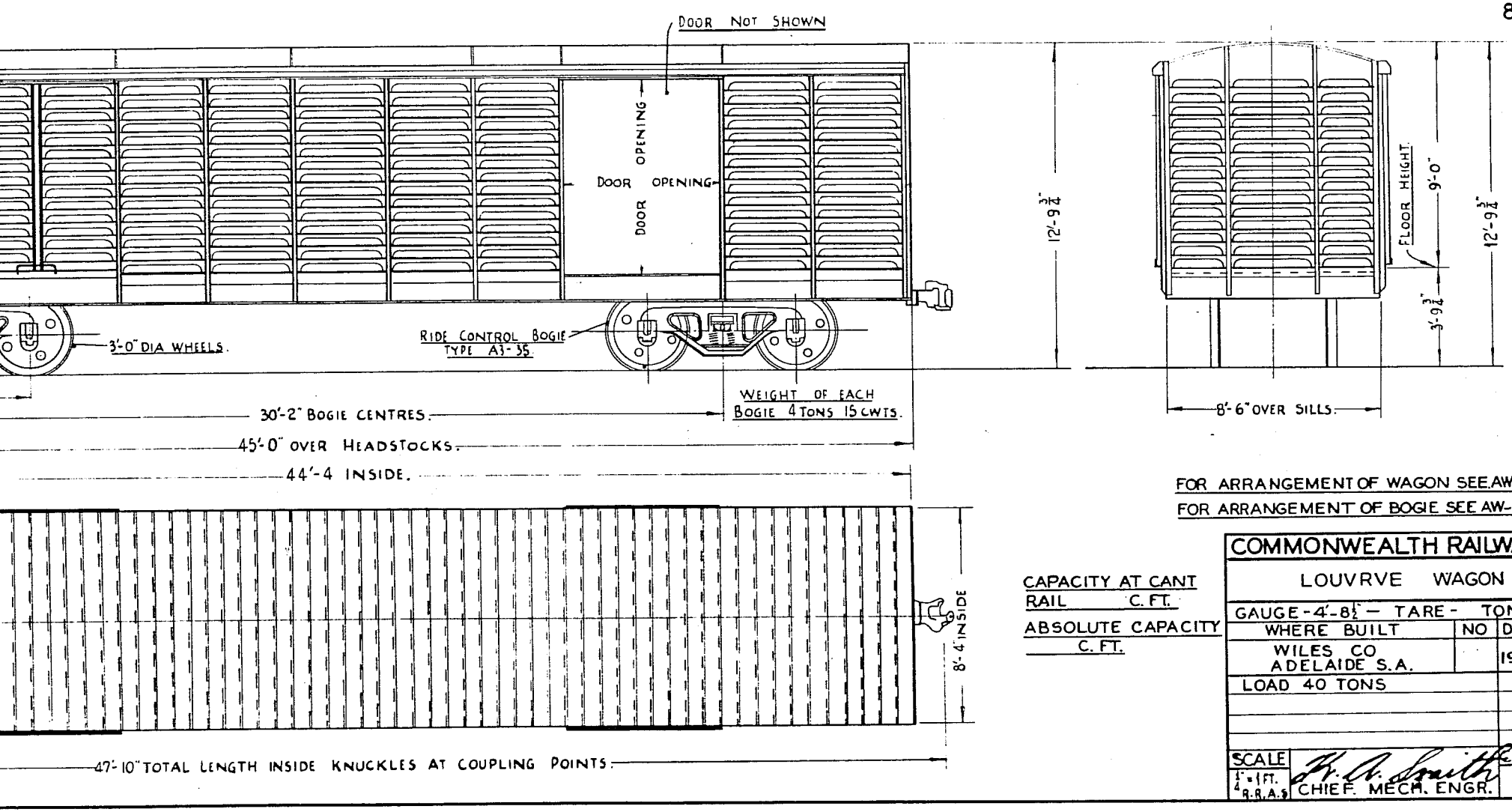

FOR ARRANGEMENT OF WAGON SEE AW-9170
FOR ARRANGEMENT OF BOGIE SEE AW-8315

CAPACITY AT CANT RAIL C. FT.

ABSOLUTE CAPACITY C. FT.

COMMONWEALTH RAILWAYS		
LOUVRVE WAGON		
GAUGE - 4'-8½" — TARE - TONS		
WHERE BUILT	NO	DATE
WILES CO ADELAIDE S.A.		1956-57
LOAD 40 TONS		
SCALE 1/4" = 1 FT. R.R.A.S	CHIEF. MECH. ENGR.	CLASS Lc

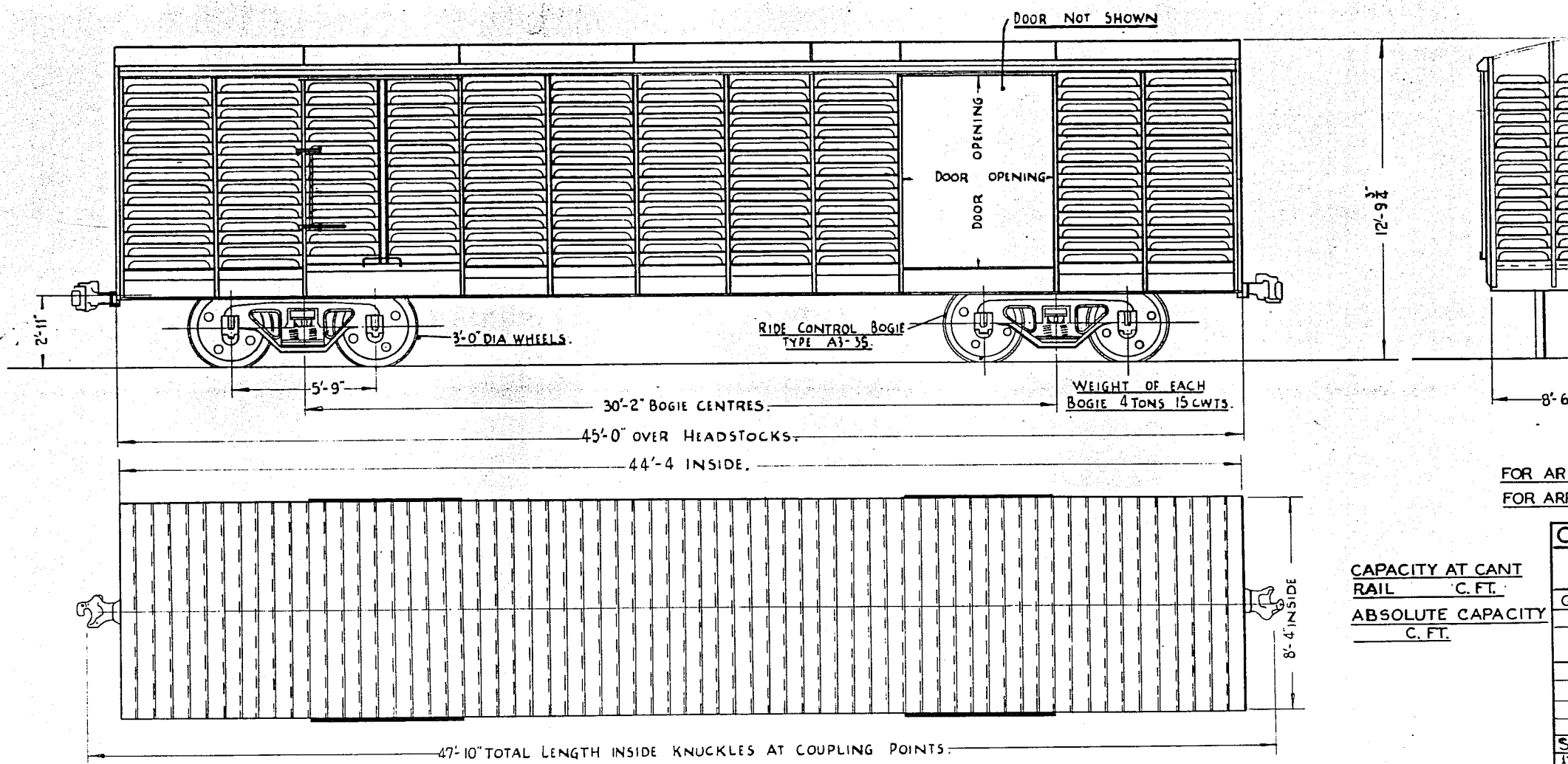

CAPACITY AT CANT RAIL C. FT.

ABSOLUTE CAPACITY C. FT.

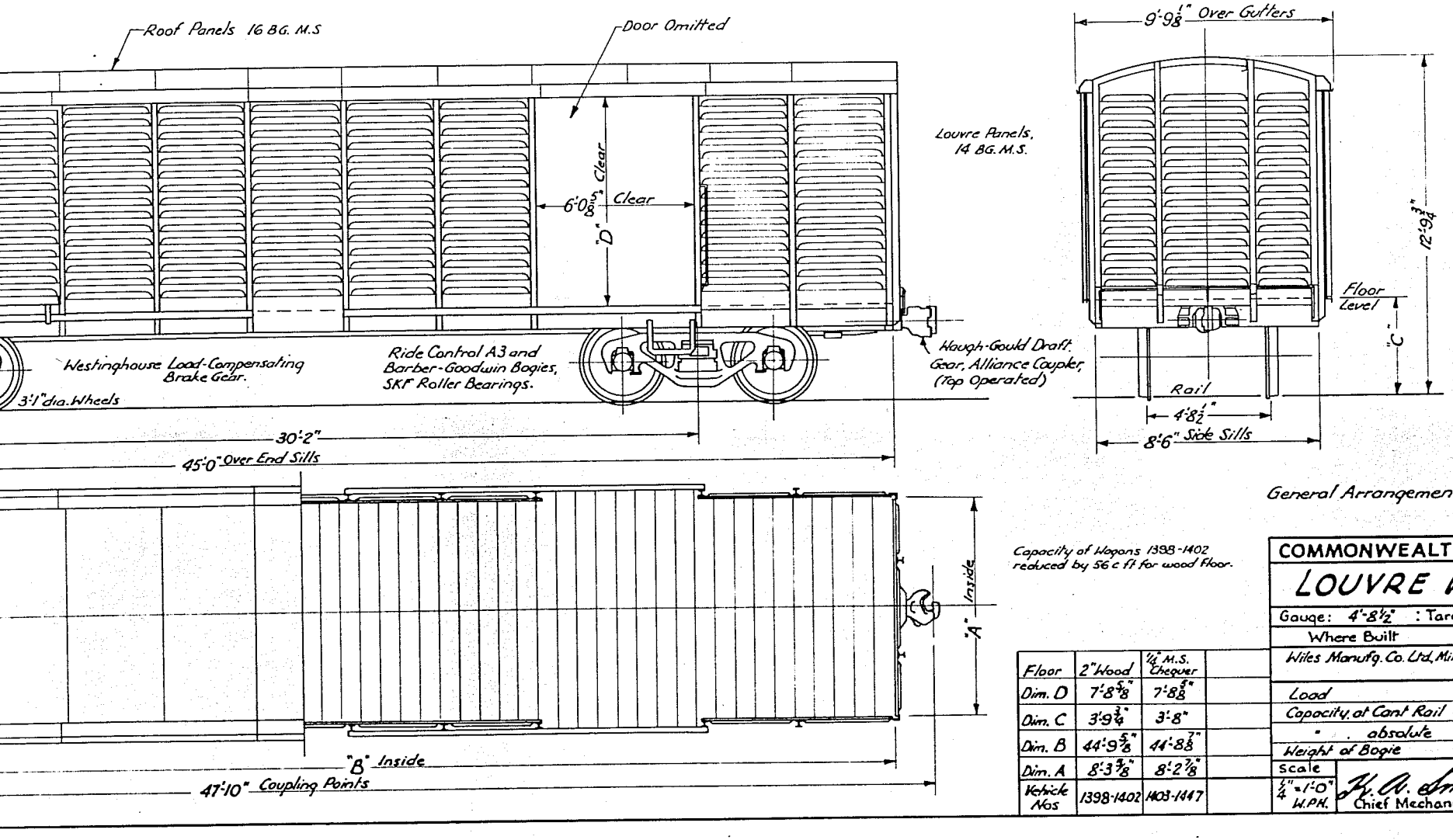

General Arrangement - Drg. AW-9170.

Capacity of Wagons 1398-1402 reduced by 56 c ft for wood floor.

Floor	2" Wood	1/4" M.S. Chequer	
Dim. D	7'-8 5/8"	7'-8 5/8"	
Dim. C	3'-9 3/4"	3'-8"	
Dim. B	44'-9 5/8"	44'-8 7/8"	
Dim. A	8'-3 3/8"	8'-2 7/8"	
Vehicle Nos	1398-1402	1403-1447	

COMMONWEALTH RAILWAYS

LOUVRE WAGON

Gauge: 4'-8 1/2" : Tare - 22 tons cwt

Where Built	No.	Date
Wiles Manufg. Co. Ltd, Mile End S.A.	50	1958

Load	40 Tons
Capacity, at Cant Rail - c.ft	3027
" . absolute - c ft	3212
Weight of Bogie	4 t. 15 c.

Scale		Class
1/4" = 1'-0" W.P.H.	K. A. Smith, Chief Mechanical Engineer	LC

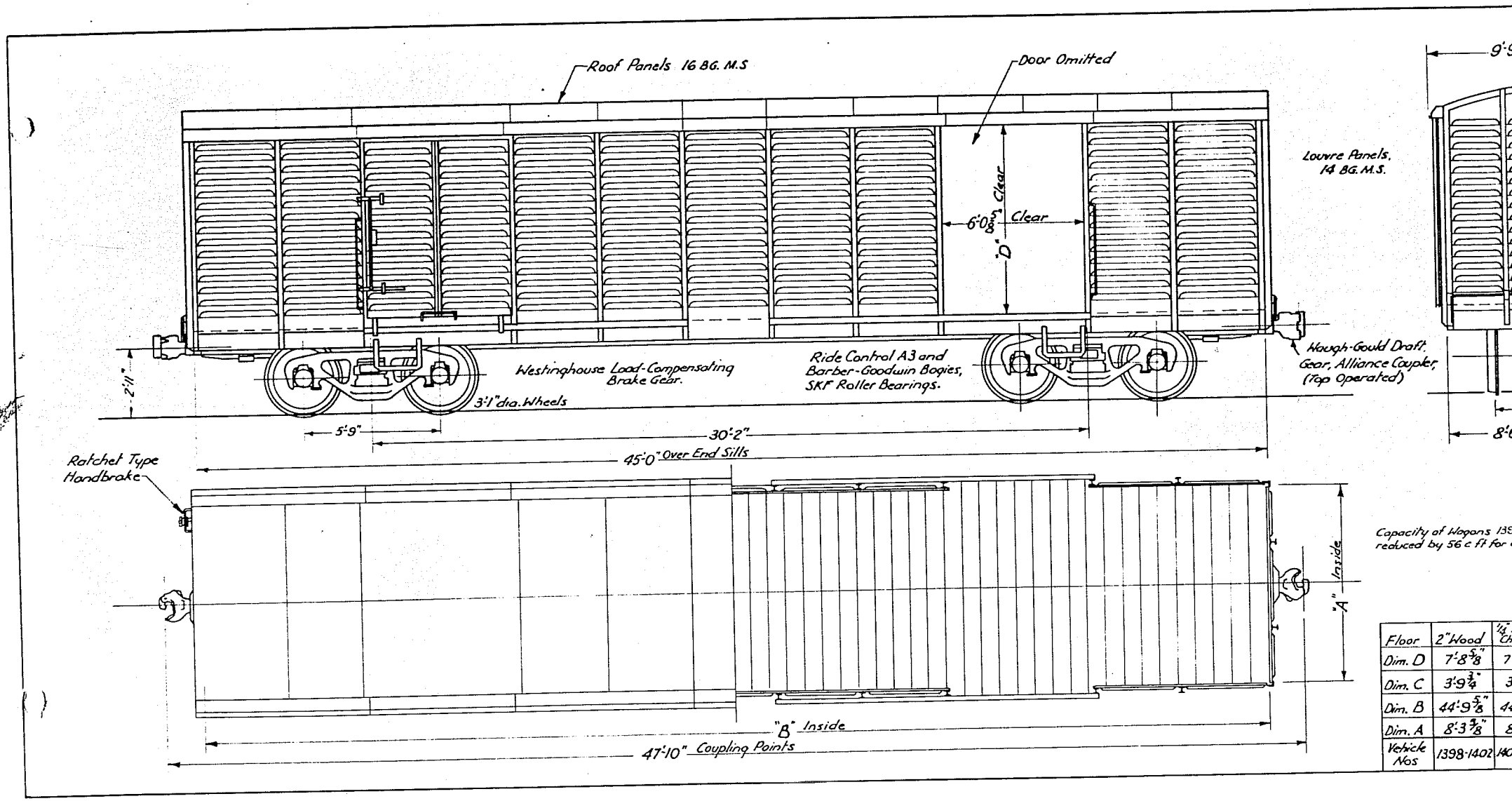

Capacity of Wagons 139
reduced by 56 c ft for

Floor	2" Wood	1/4" Ch
Dim. D	7'-8 5/8"	7
Dim. C	3'-9 3/4"	3
Dim. B	44'-9 5/8"	4
Dim. A	8'-3 3/8"	8
Vehicle Nos	1398-1402	140

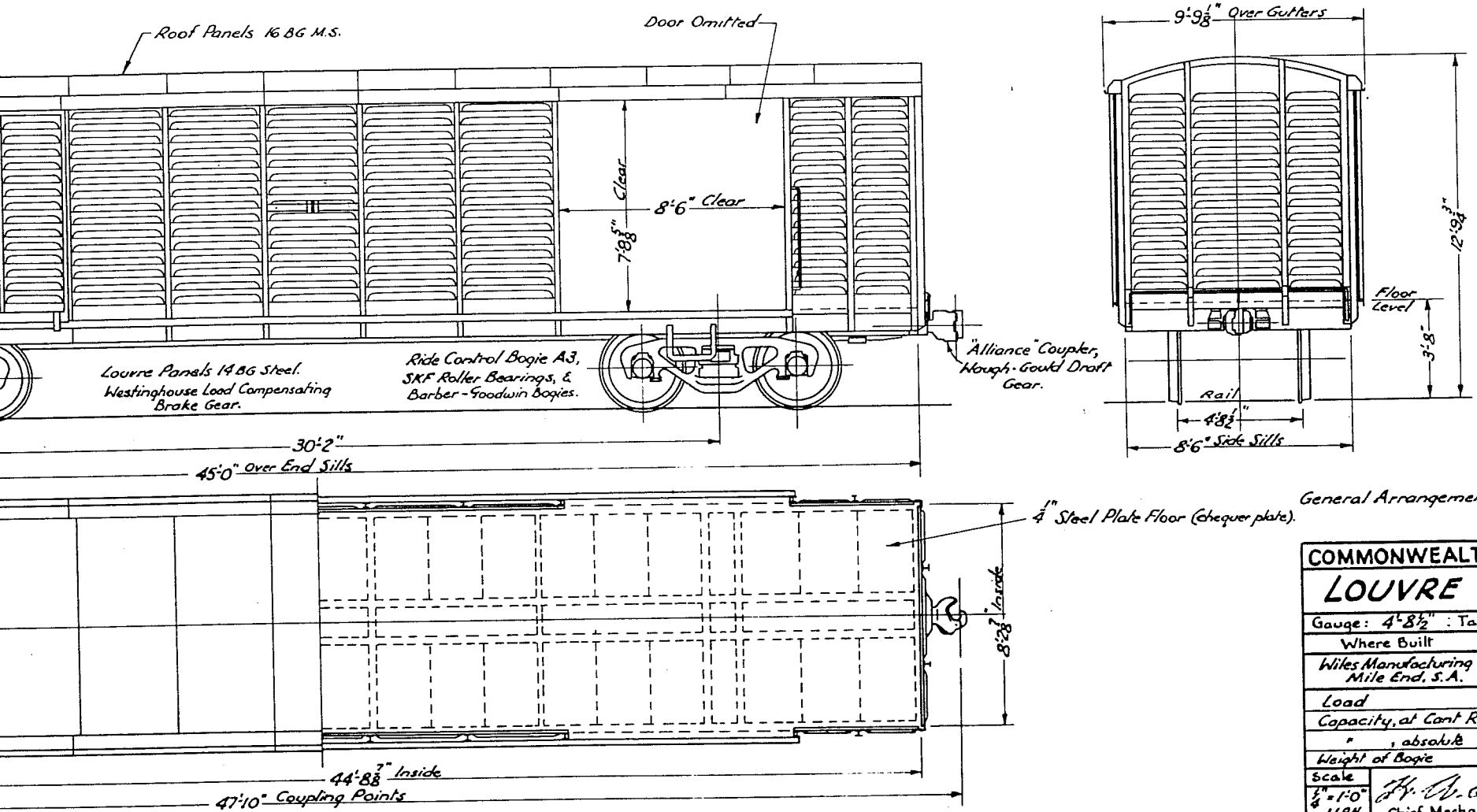

General Arrangement Drg. AW-9170.

COMMONWEALTH RAILWAYS		
LOUVRE WAGON		
Gauge: 4'-8½" : Tare: 22 Tons 19 cwt.		
Where Built	No.	Date
Wiles Manufacturing Co. Ltd. Mile End, S.A.	25	1958
Load		40 Tons
Capacity, at Cant Rail - c.ft.		3027
" , absolute - c.ft.		3212
Weight of Bogie		4T. 15c.
Scale		Class
¼" = 1'-0" W.P.H.	H. A. Smith Chief Mechanical Engineer	LD

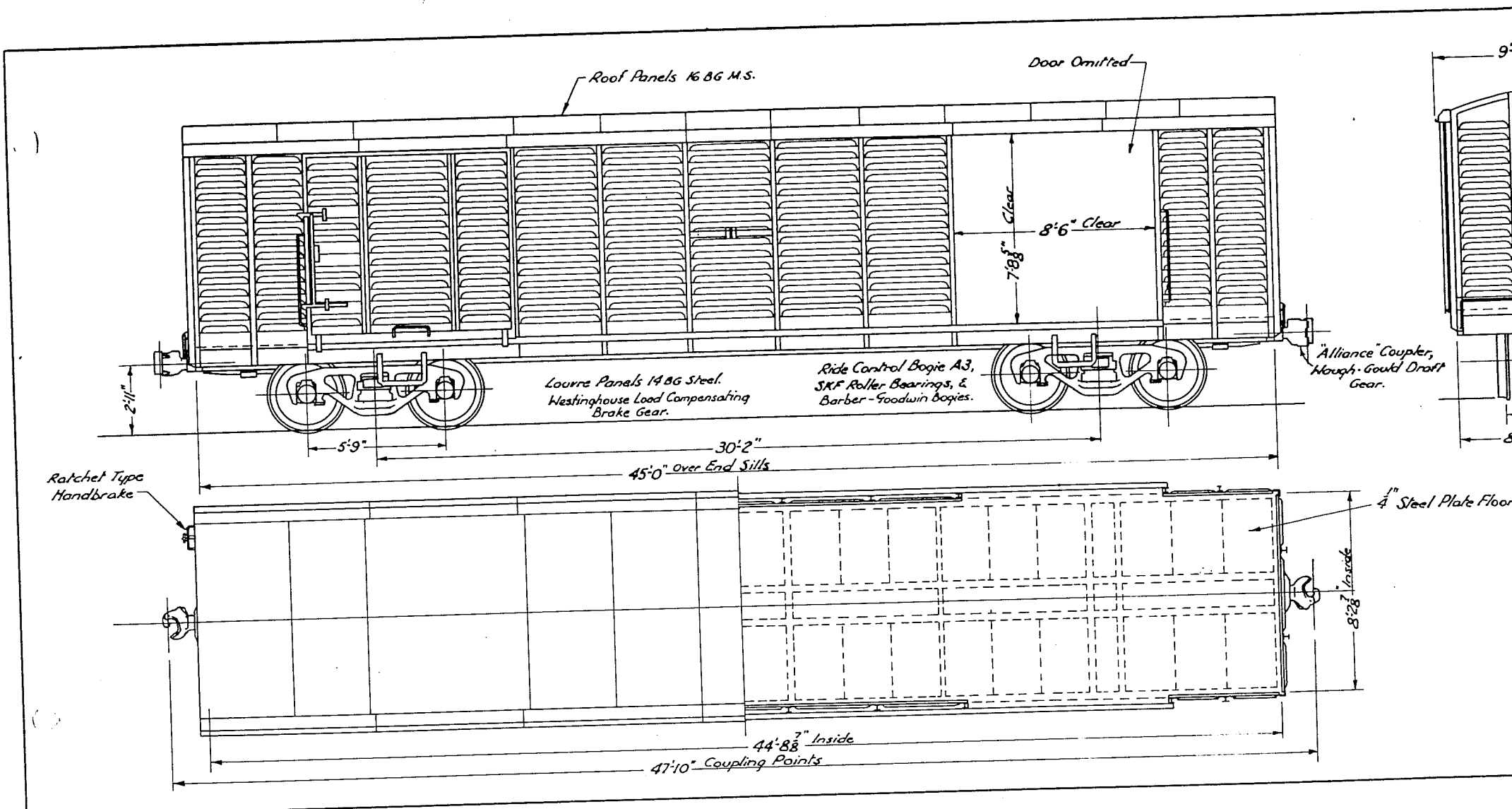
Roof Panels 16 BG M.S.
Door Omitted
8'-6" Clear
7'-8 5/8" Clear
"Alliance" Coupler, Waugh-Gould Draft Gear.
Louvre Panels 14 BG Steel.
Westinghouse Load Compensating Brake Gear.
Ride Control Bogie A3, SKF Roller Bearings, & Barber-Goodwin Bogies.
2'-11"
5'-9"
30'-2"
45'-0" Over End Sills
Ratchet Type Handbrake
1/4" Steel Plate Floor
8'-2 7/8" Inside
44'-8 7/8" Inside
47'-10" Coupling Points

Nº 87

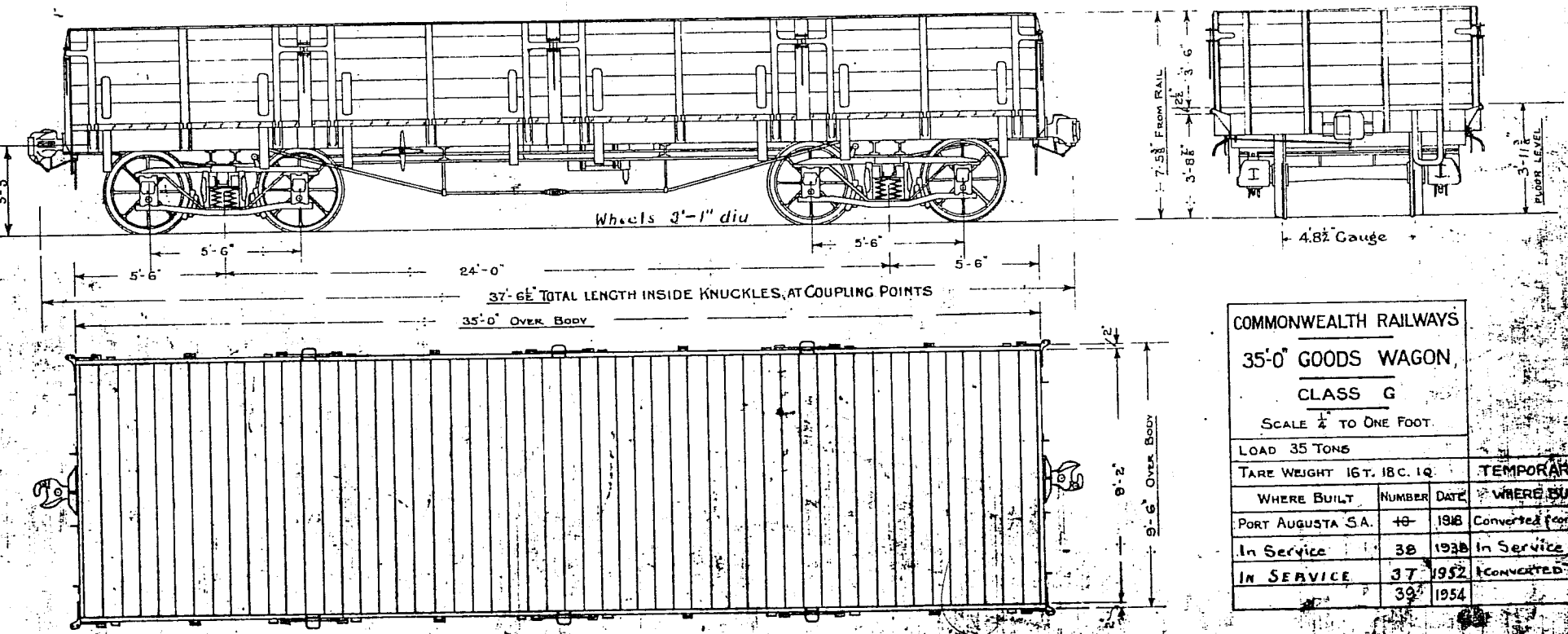

COMMONWEALTH RAILWAYS					
35'-0" GOODS WAGON,					
CLASS G					
SCALE ¼" TO ONE FOOT.					
LOAD 35 TONS					
TARE WEIGHT 16 T. 18 C. 1 Q.			TEMPORARY G. WAGONS		
WHERE BUILT	NUMBER	DATE	WHERE BUILT	NUMBER	DATE
PORT AUGUSTA S.A.	~~10~~	1918	Converted from R.A.R.		
In Service	38	1938	In Service	20	1944
IN SERVICE	37	1952	CONVERTED TO FA	19	1944
	39	1954			

N. G. B.
COMMONWEALTH RAILWAYS COMMISSIONER

BOGIE ARRGT. DRG. 72 R.S.

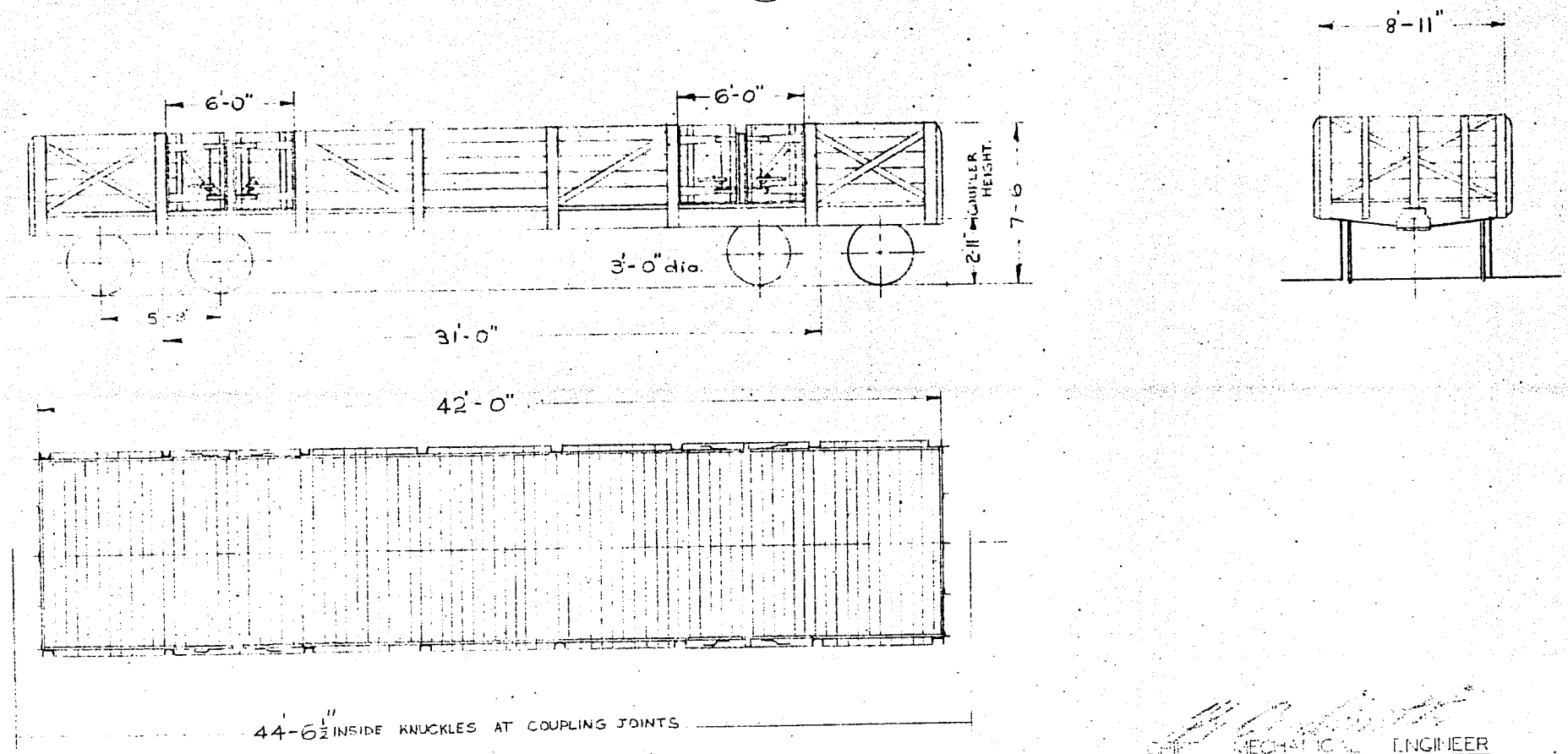

42'-0" Open Goods Wagon. In Service 6-1952
Class 8A 6-1954.
Load 40 tons
Tare Weight 17T-7C-2q.

Convert to carry motor bodies from original GA wagons. File ME 1168/1 (Comm minute 6369)

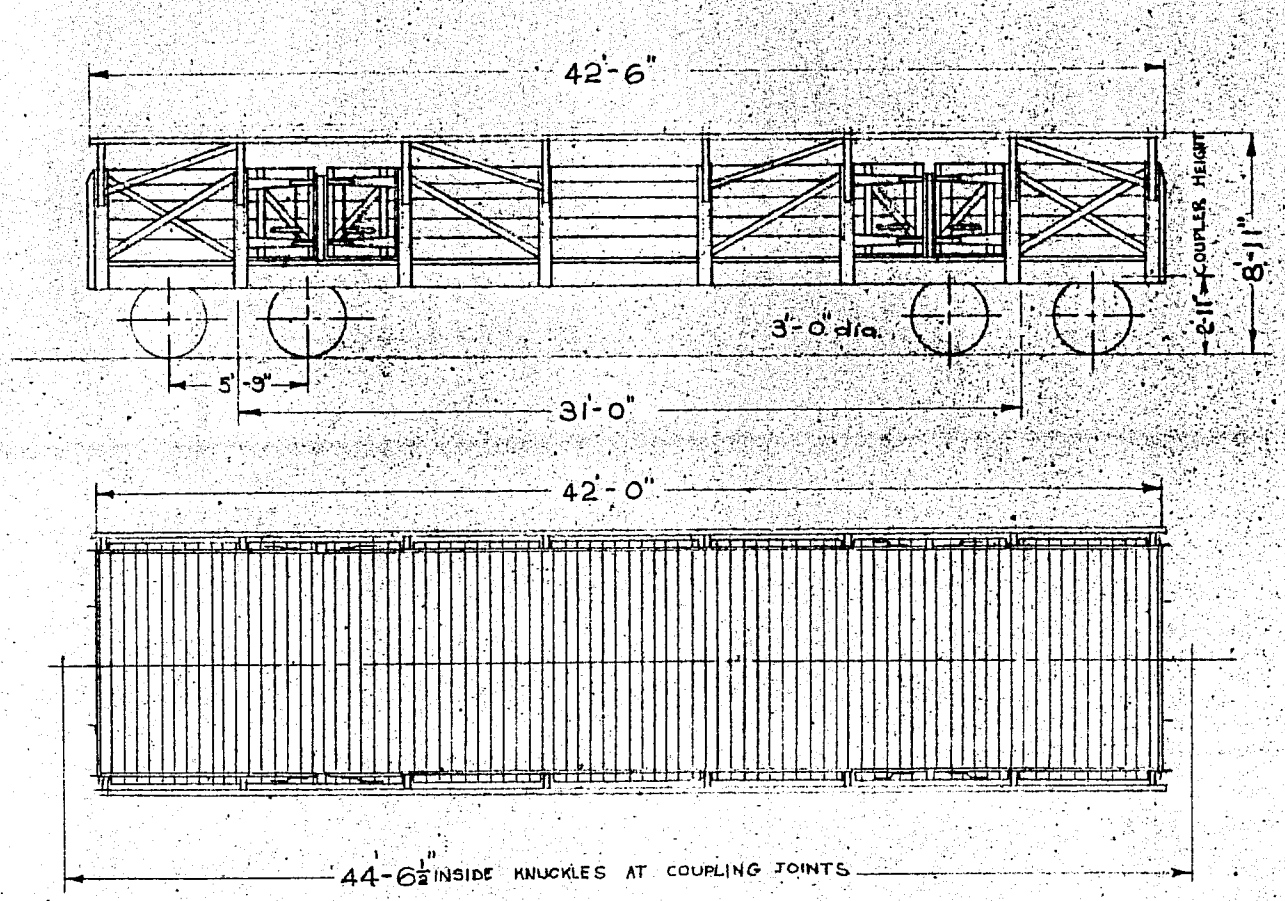

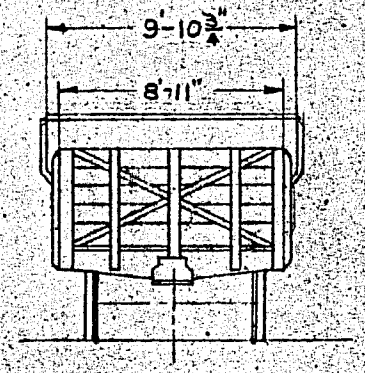

Converted to carry mo
from original Gᴬ wago
File ME 1168/1 (Comm. m

LOAD 40 TONS, OR
12 MOTOR BODIES.

CHIEF MECHANICAL ENGINEER

COMMONW
42'-0" C
CLAS
4-8
TO CAR
TARE WI
WHERE
IN SERV
Scale

42'-0" Open Goods Wagon
Class Gᴬ
To Carry Motor Bodies.

IN SERVICE - 6-1952
" 6-1952

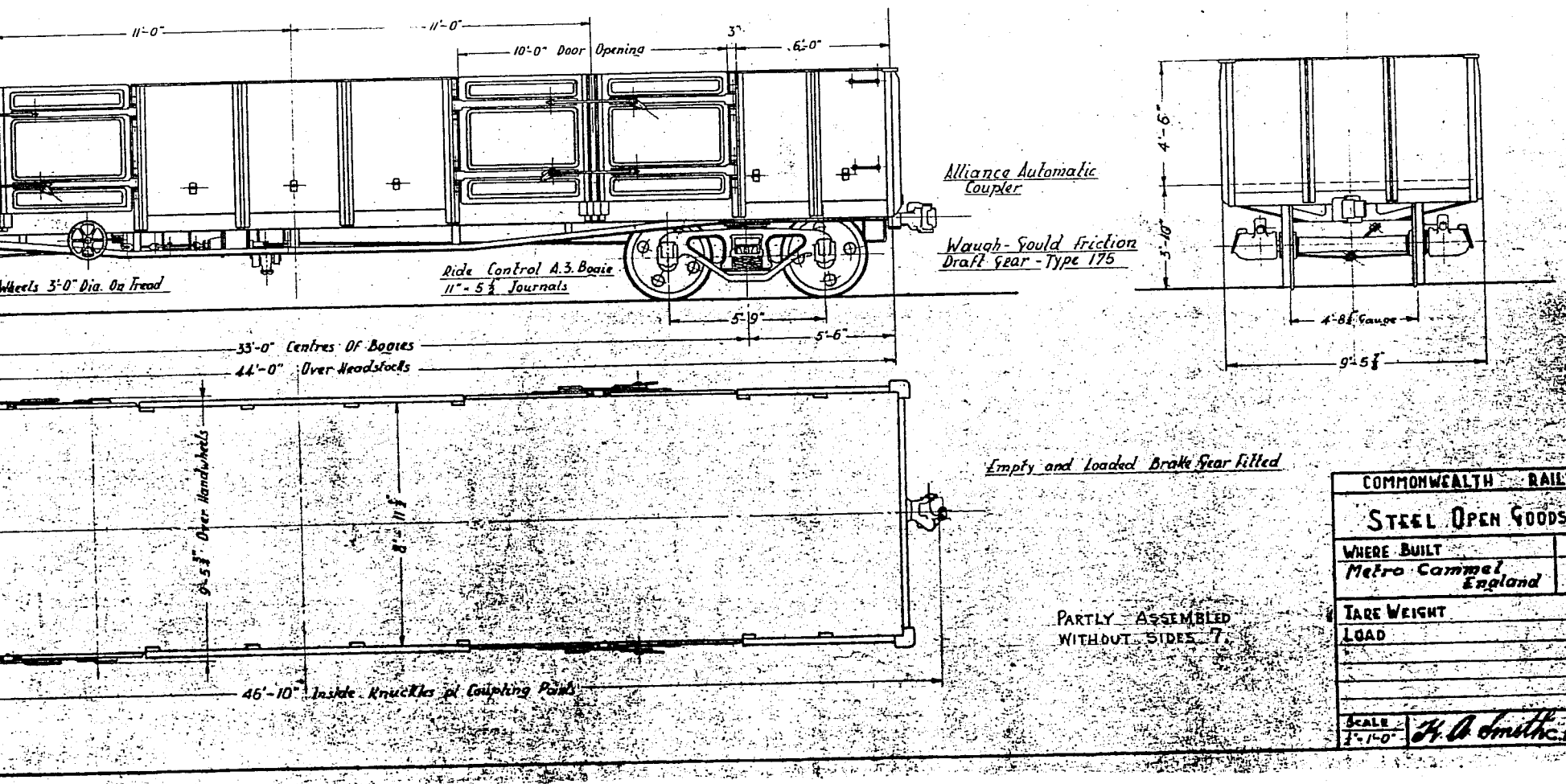

PARTLY ASSEMBLED WITHOUT SIDES 7.

COMMONWEALTH RAILWAYS		
STEEL OPEN GOODS WAGON		
WHERE BUILT	Nº	DATE
Metro Cammel England	50	1954
TARE WEIGHT		T. C. Q. 20-0-0
LOAD		45 Tons
SCALE 1"=1'-0"	H. A. Smith C.M.E.	CLASS Gb

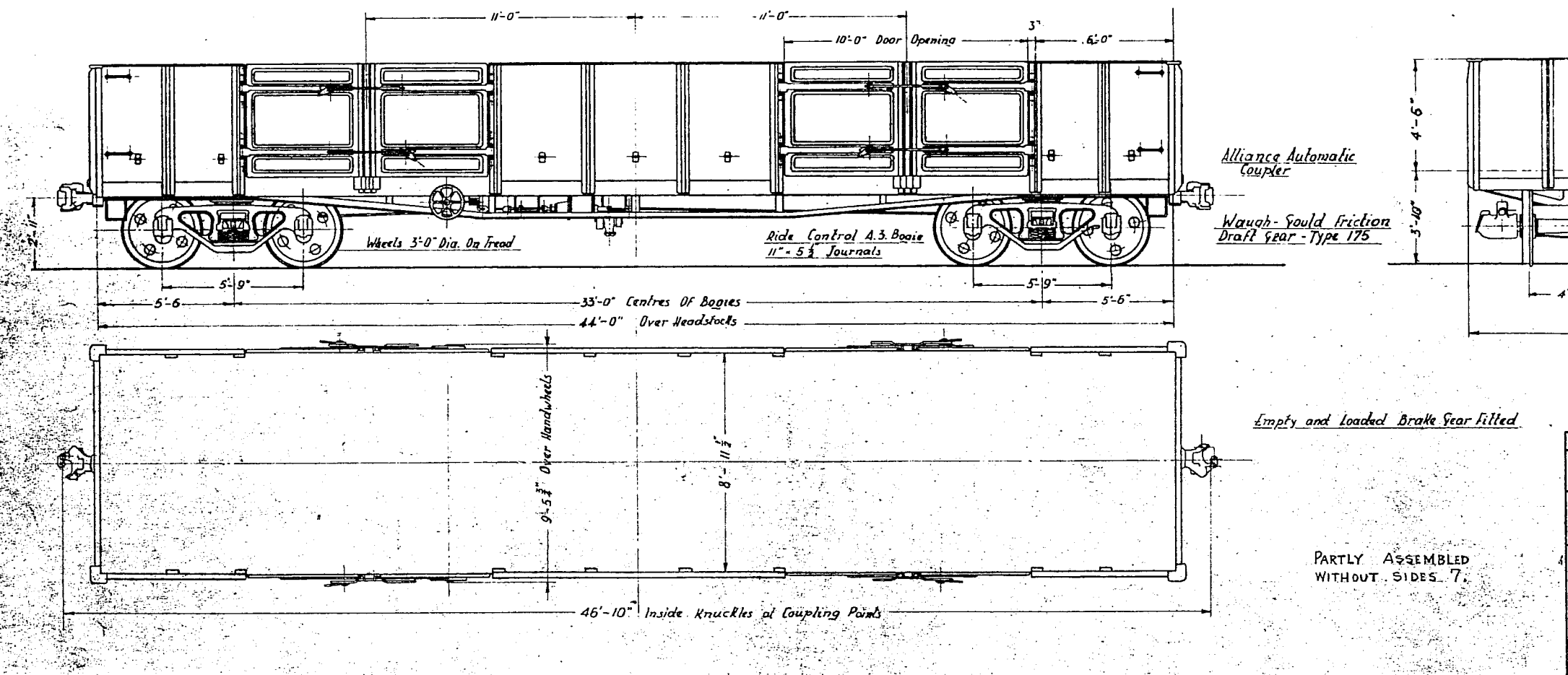

PARTLY ASSEMBLED
WITHOUT SIDES 7.

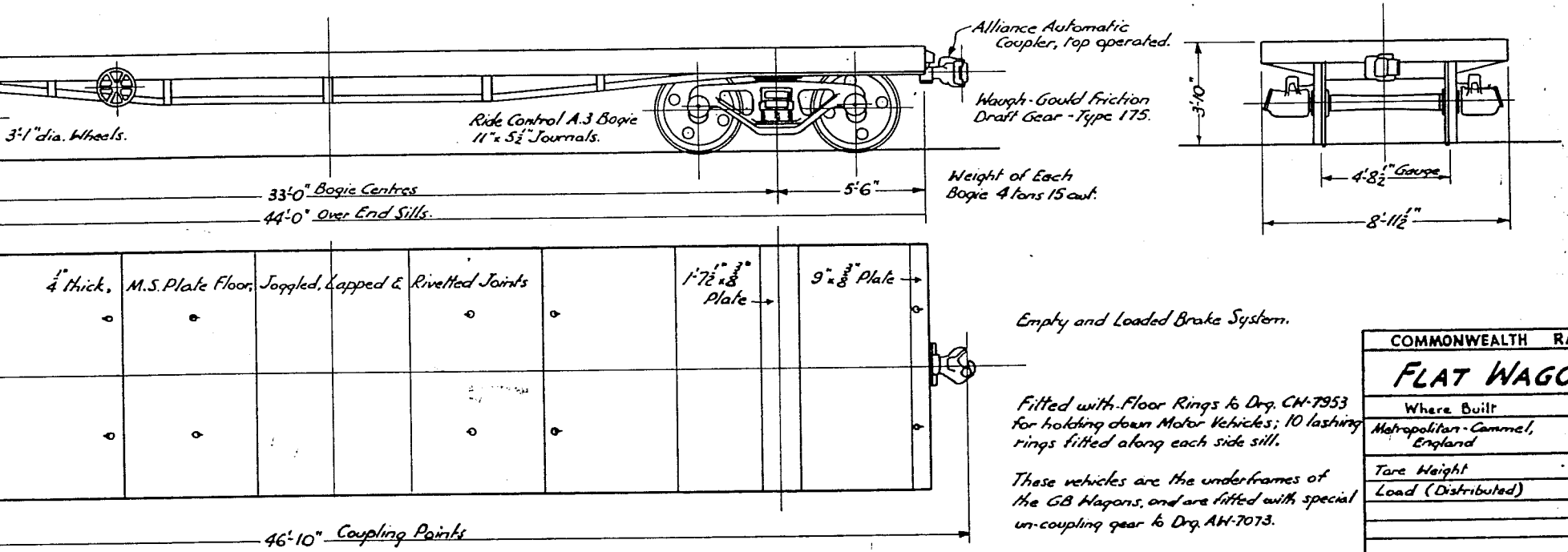

Empty and Loaded Brake System.

Fitted with Floor Rings to Drg. CW-7953 for holding down Motor Vehicles; 10 lashing rings fitted along each side sill.

These vehicles are the underframes of the GB Wagons, and are fitted with special un-coupling gear to Drg. AW-7073.

COMMONWEALTH RAILWAYS		
FLAT WAGON		
Where Built	No	Date
Metropolitan-Cammel, England		
		T. C. Q.
Tare Weight		19 - 0 - 0
Load (Distributed)		45 Tons
Scale ¼" = 1'-0"	H. A. Smith C.M.E.	Class RGB

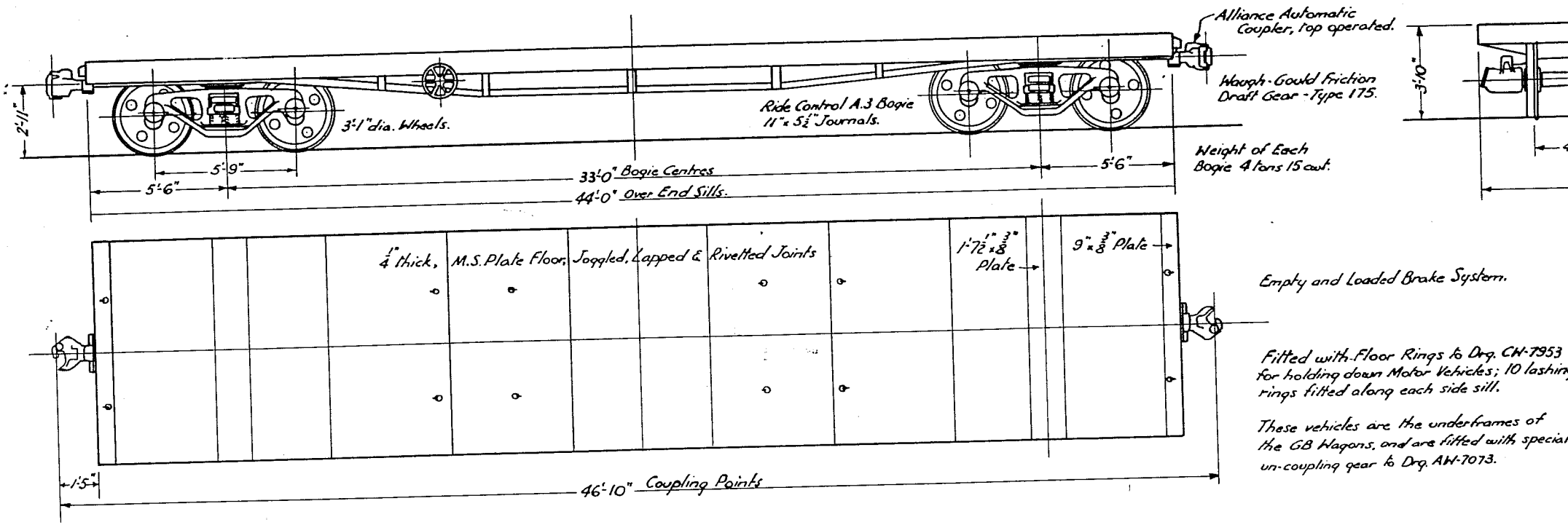

Empty and Loaded Brake System.

Fitted with Floor Rings to Drg. CH-7953 for holding down Motor Vehicles; 10 lashing rings fitted along each side sill.

These vehicles are the underframes of the GB Wagons, and are fitted with special un-coupling gear to Drg. AH-7073.

90C

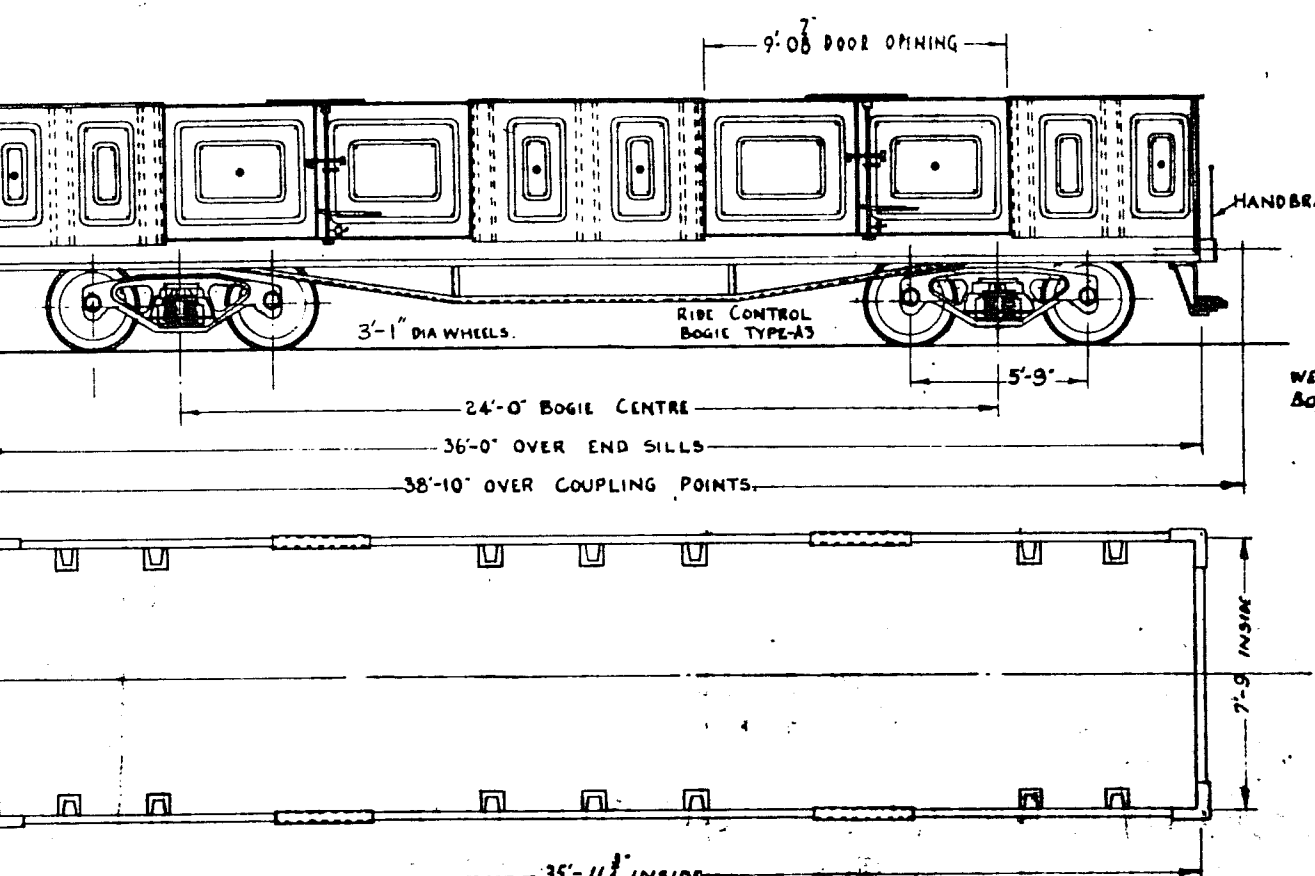

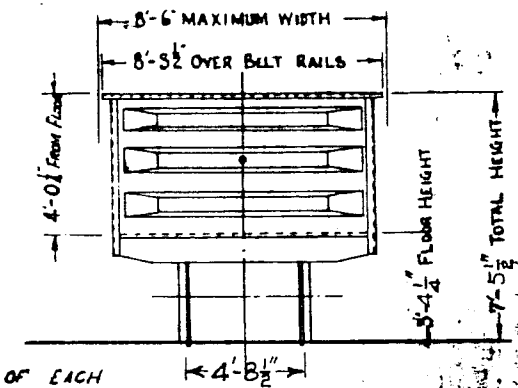

WEIGHT OF EACH BOGIE 4 tons 5 cwt.

FOR ARRANGEMENT SEE DRG. AW-6869.

Converted from NGF

COMMONWEALTH RAILWAYS		
OPEN GOODS WAGON		
GAUGE - 4'-8½"	TARE 15T 10 cwt	
WHERE BUILT		WHEN BUILT
GREGG CAR Co. BELGIUM		1965
JOURNAL SIZE 11"x5½"		
LOAD 28 Tons		
SCALE 1"=1'-0" R.R.A.S.	F. Q. Okell Chief Mechanical Engr	DRAWN GJ

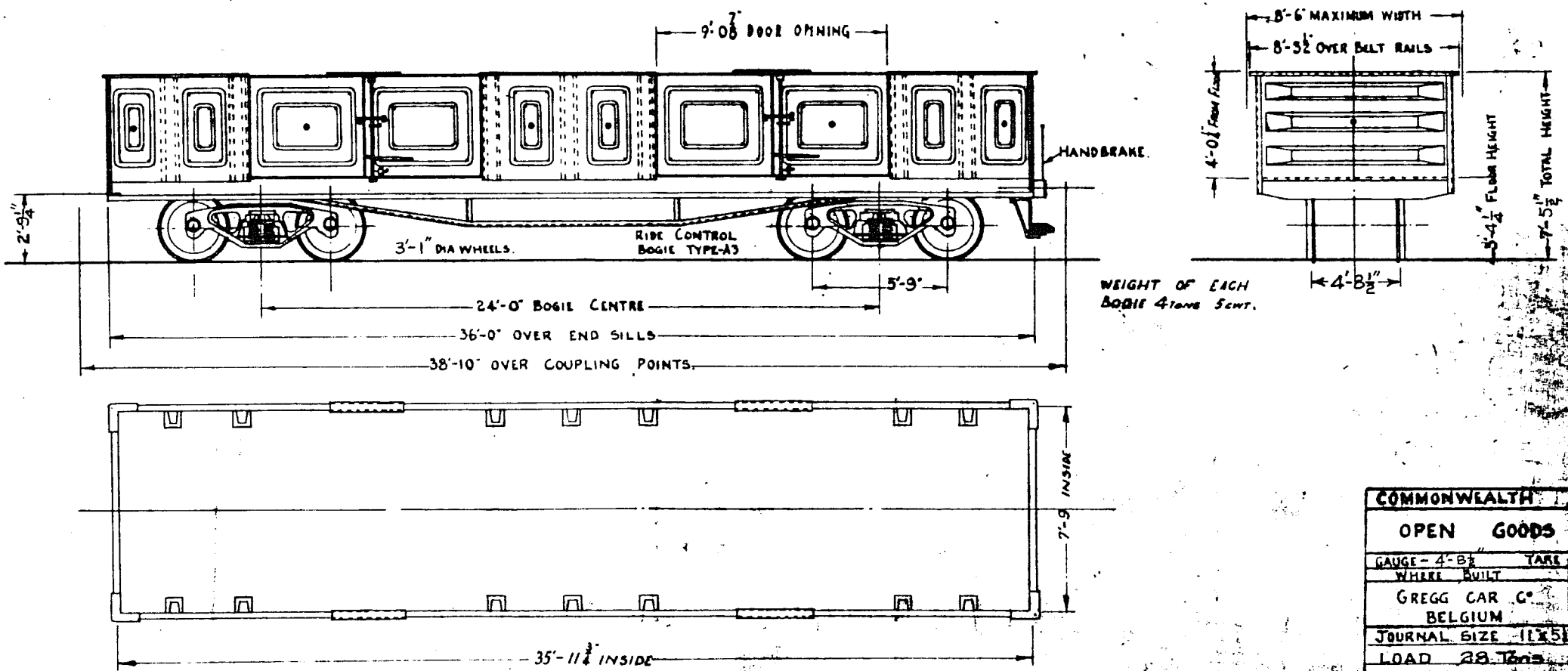
9'-0⅞" DOOR OPENING
HANDBRAKE.
2'-9¼"
3'-1" DIA WHEELS.
RIDE CONTROL BOGIE TYPE-A3
5'-9"
24'-0" BOGIE CENTRE
36'-0" OVER END SILLS
38'-10" OVER COUPLING POINTS.
8'-6" MAXIMUM WIDTH
8'-3½" OVER BELT RAILS
4'-0½" FROM FLOOR
3'-4¼" FLOOR HEIGHT
7'-5½" TOTAL HEIGHT
4'-8½"
WEIGHT OF EACH BOGIE 4 TONS 5 CWT.
7'-9" INSIDE
35'-11¾" INSIDE
FOR ARRANGEMENT SEE DRG. AW-6869.
Converted from NGF
COMMONWEALTH
OPEN GOODS
GAUGE - 4'-8½"
TARE
WHERE BUILT
GREGG CAR C°
BELGIUM
JOURNAL SIZE 11"x5½"
LOAD 28 Tons
SCALE 1"=1'-0"
R.R.A.S
J. Q. Heath
Chief Mechanical

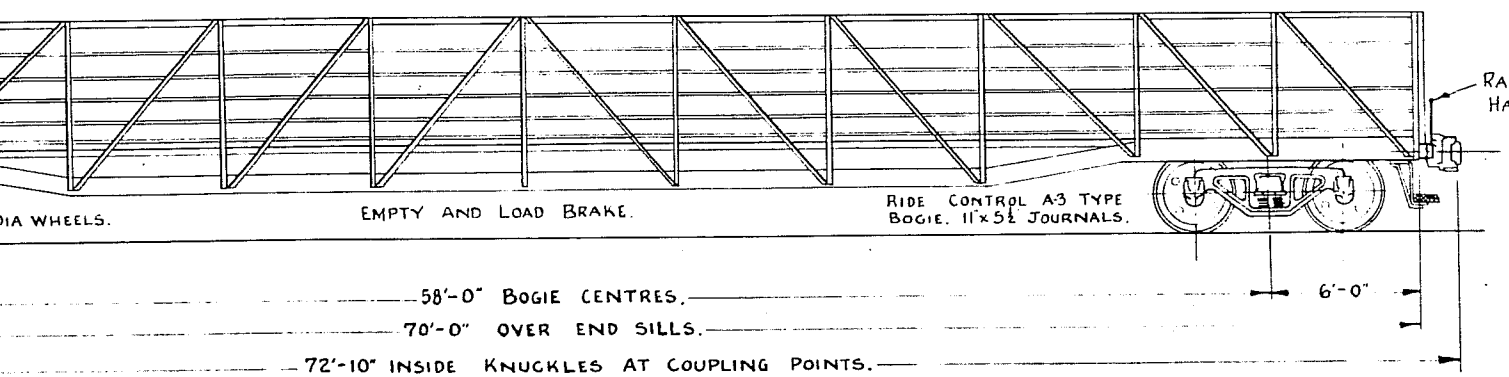

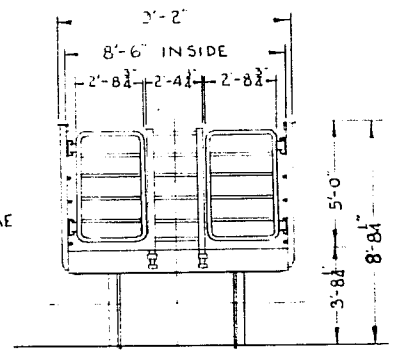



GENERAL ARRGT DRG AW-7359
BRAKE - AW-7390

COMMONWEALTH RAILWAYS		
70' MOTOR BODY WAGON		
GAUGE - 4'-8½" TARE - 22-17 C		
WHERE BUILT	N°	DATE
COMMONWEALTH RAILWAYS PORT AUGUSTA.	4	1954
SCALE ⅜"=1'-0" R.R.A.S.	F. A. Smith Chief Mech. Engineer	CLASS G C

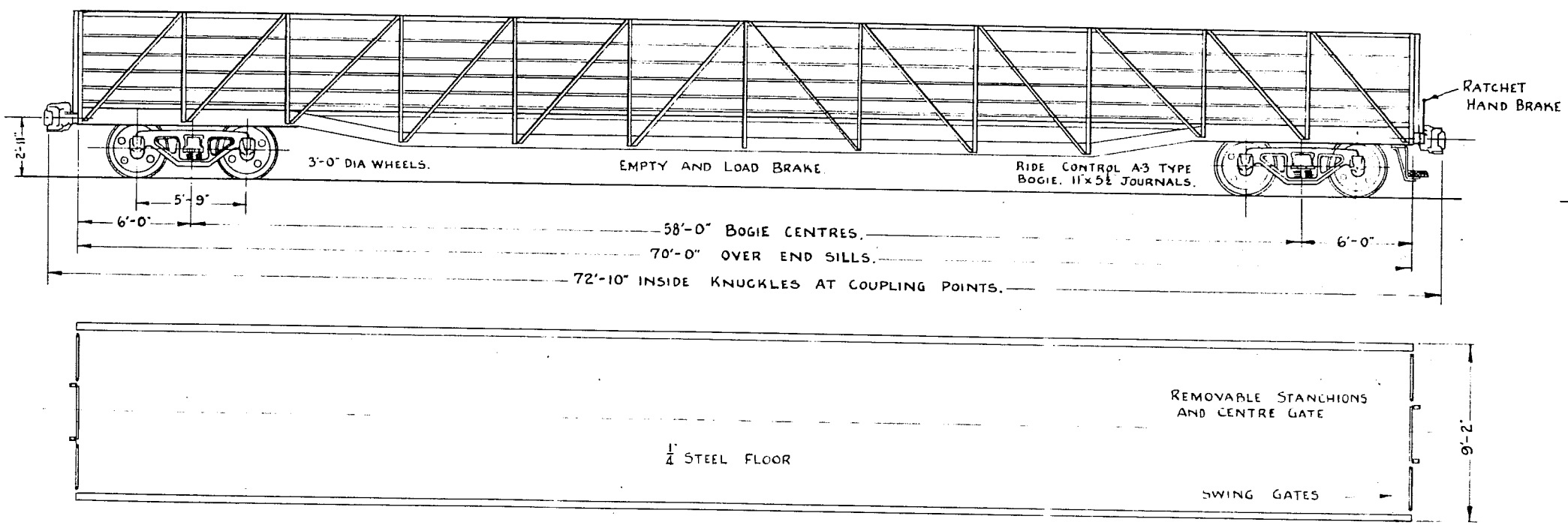

GENERAL ARRGT DRG AW-7359
BRAKE " " AW-7390

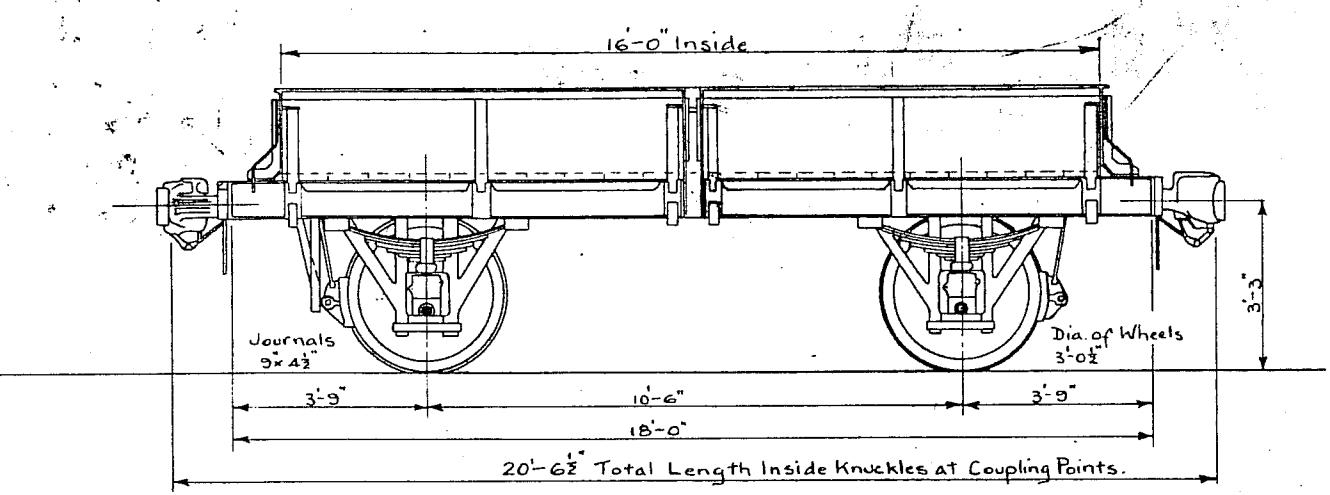

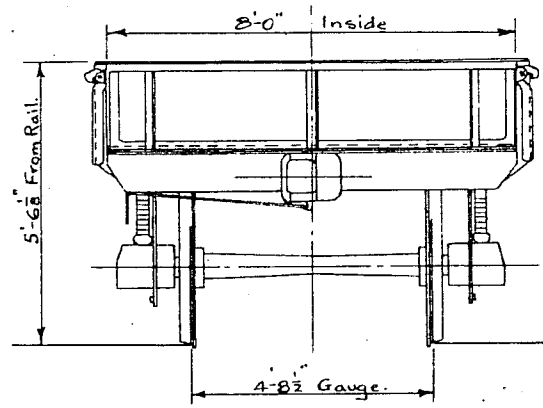

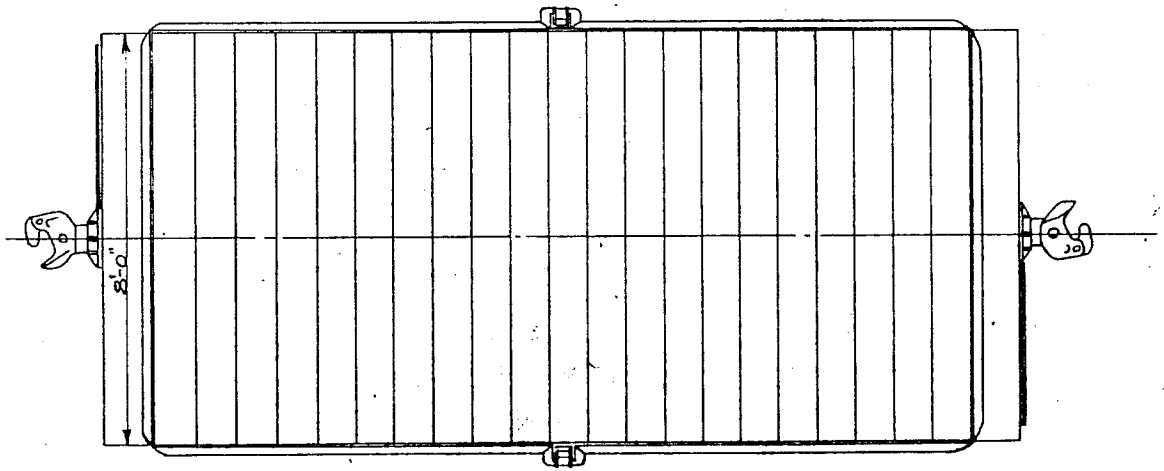

COMMONWEALTH RAILWAYS 18'-0" OPEN GOODS WAGON CLASS G.S. SCALE ⅜ TO ONE FOOT.		
Load 15 Tons.		
Tare Weight 6T-18C-0Q		
Where Built	Number	Date
Converted from		
BS Hopper Wagon	20	1936
	50	1938
In Service	67	1952
	70	1954

E. S. Lane
CHIEF ENGINEER.

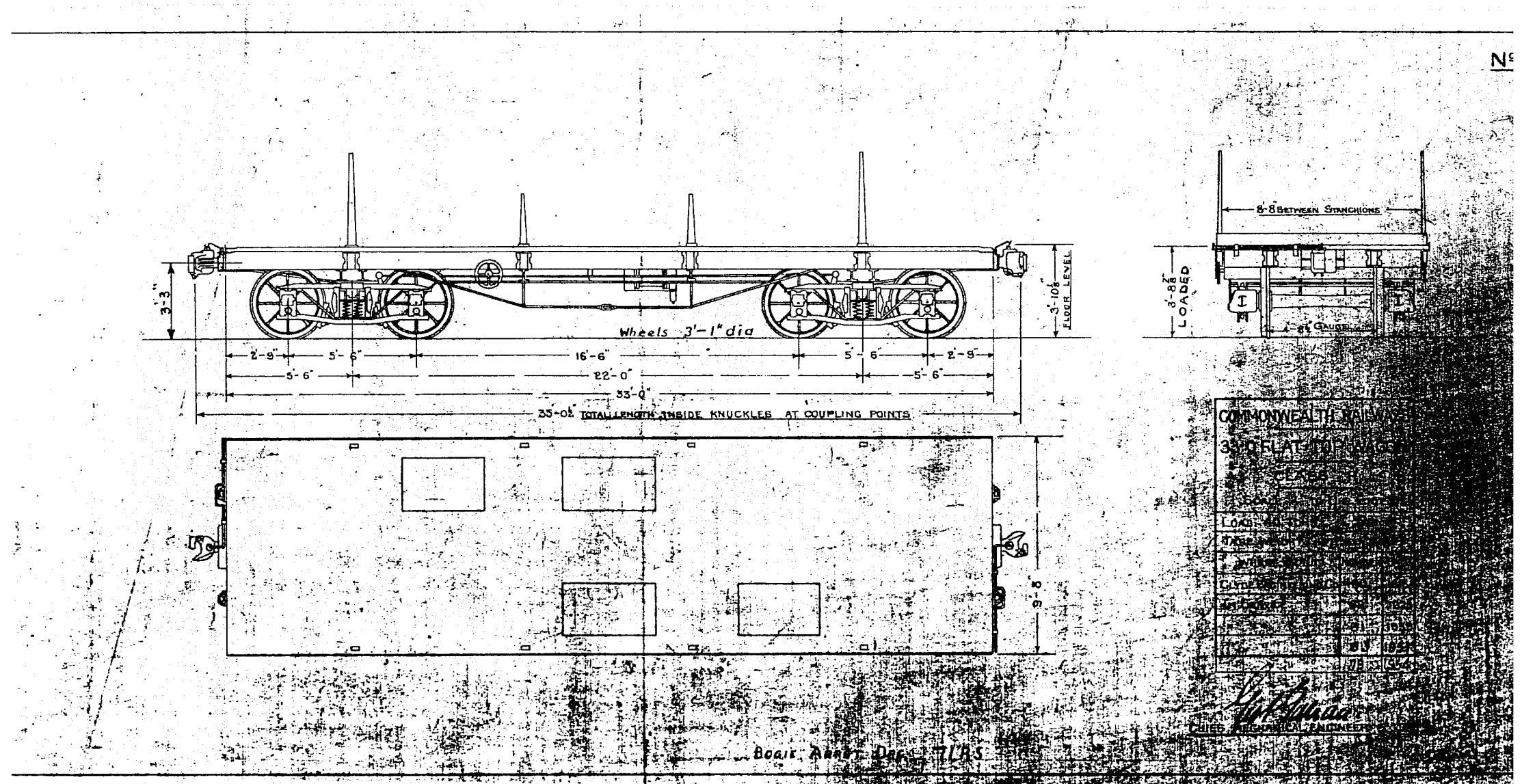

33'-0" flat Top wagon
Class R
Load 40 tons
Tare weight 14T-2C-1Q.
Clyde eng - 100 - 1913

In Service - 89 - 1925
91 - 1938
83 - 1951
79 - 1954

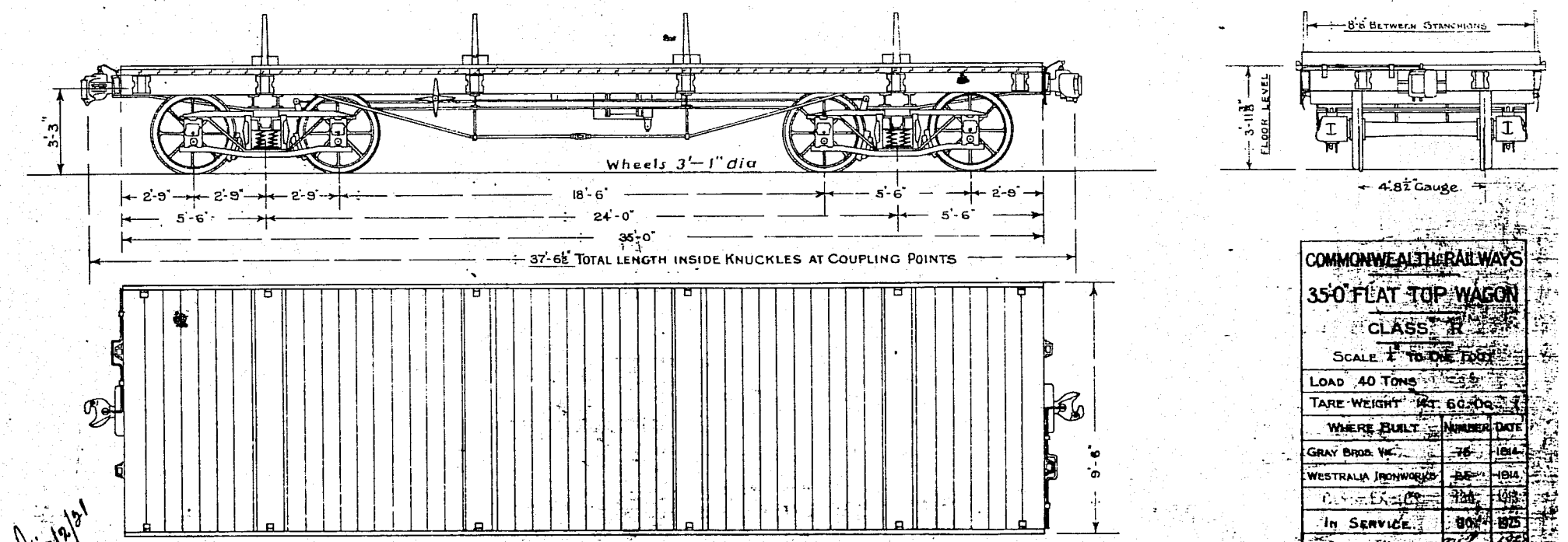

Grey Bros Vic 75 - 1914.
Westralia Ironw 25 - 1914.
IN SERVICE 1 - 1925.
" " NIL - 1928
Convt from BP - 2 - 1940

Nº 95.

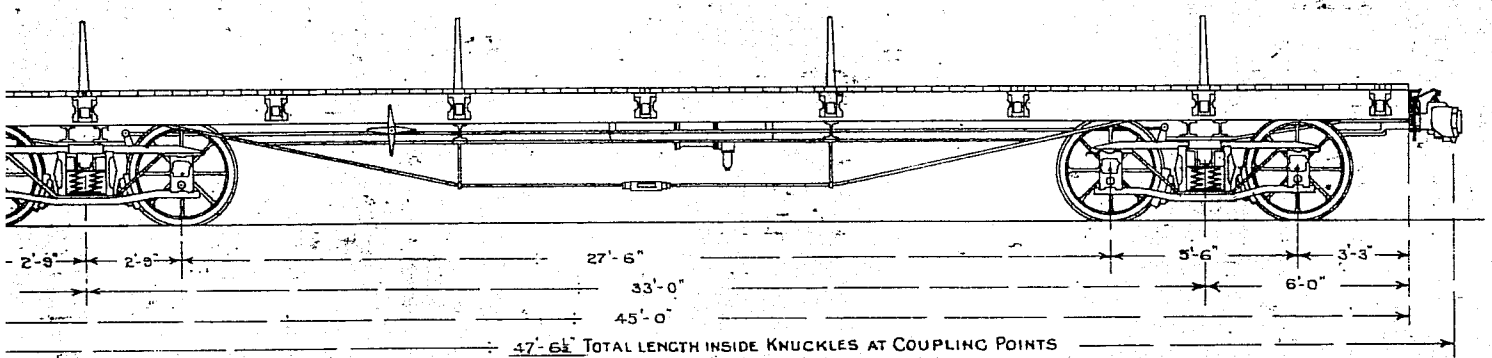

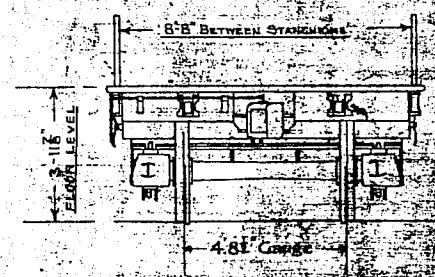

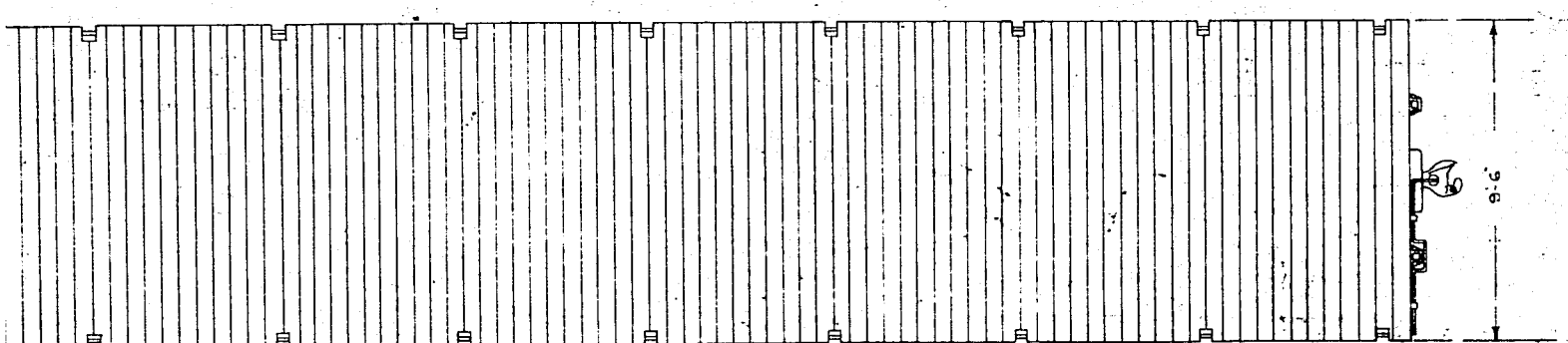

COMMONWEALTH RAILWAYS 45'-0" FLAT TOP WAGON CLASS RA		
SCALE ¼" TO ONE FOOT		
LOAD 40 TON		
TARE WEIGHT 15T. 7C. 0QR.		
WHERE BUILT	NUMBER	DATE
STATE IMPLEMENT WORKS W.A.	40	1915
IN SERVICE.	10	1925
	13	1938
1-CONVERTED TO FA	12	1944
IN SERVICE	13	1952
	20.	1954

W. C. B.
COMMONWEALTH RAILWAYS COMMISSIONER

BOGIE ARRGT. DRG. 72RS.

95A

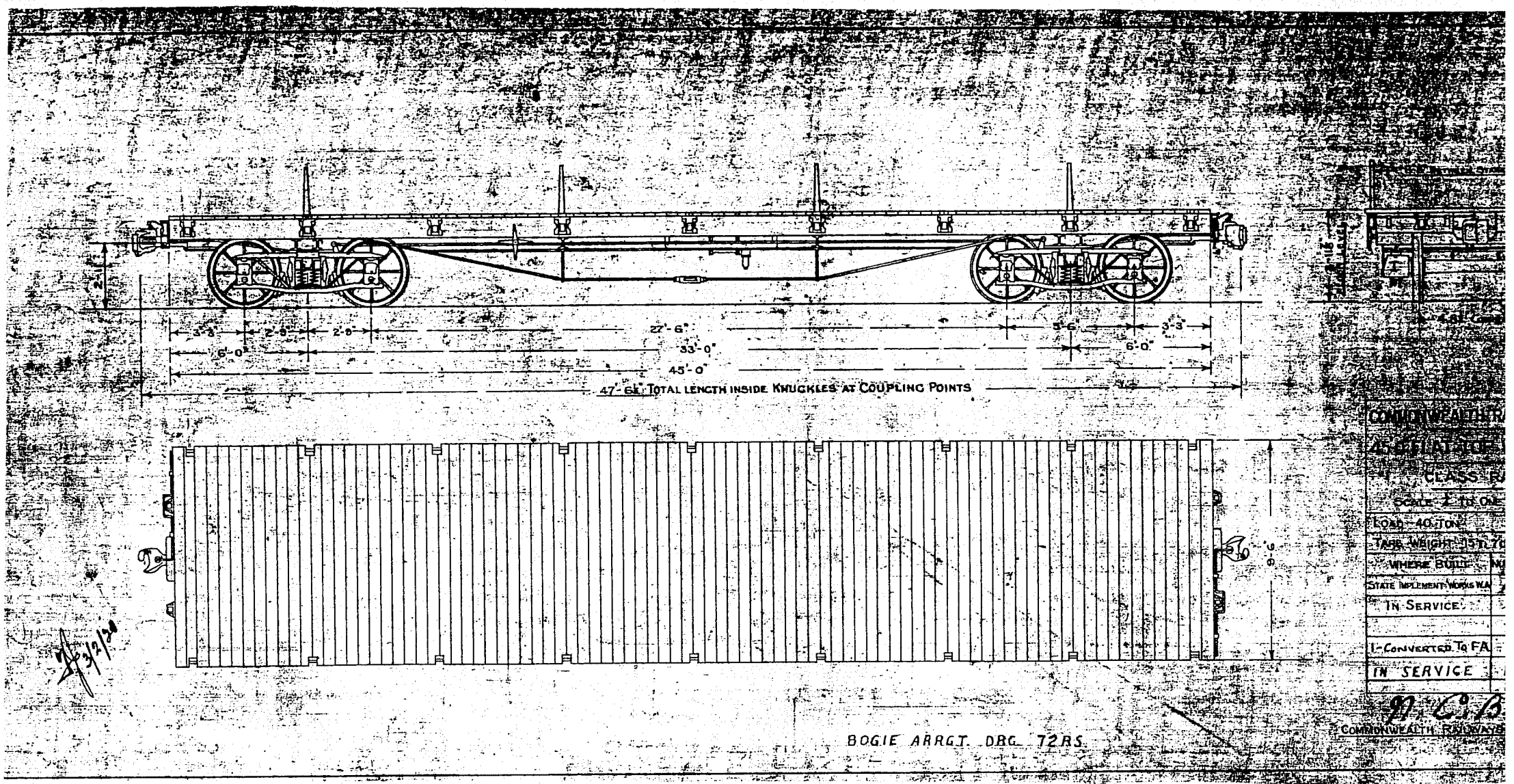

BOGIE ARRGT. DRG. 72RS.

95R

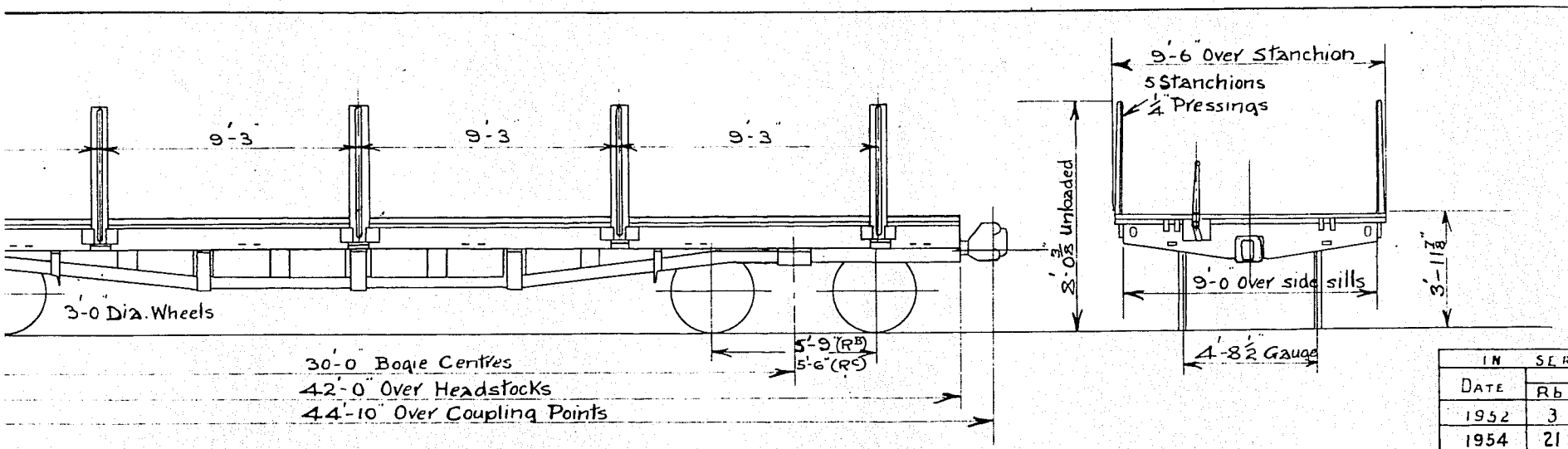

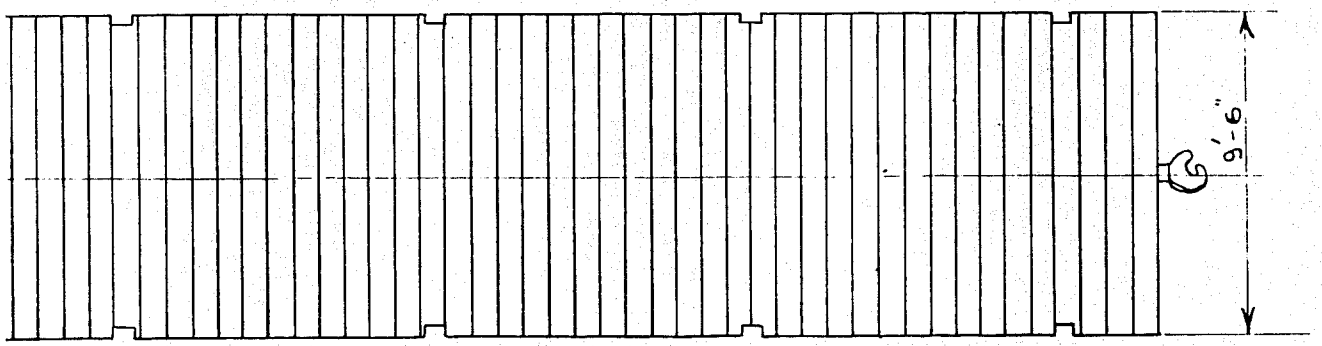

Rc Wagon fitted with Arch Bar Bogies
Rd Wagon fitted with Wooden Side Rails

IN SERVICE			
DATE	CLASS Rb	Rc	Rd
1952	3	6	35
1954	21	7	17

RC WAGONS (CONVERTED FROM RB)	
847	
852	
842	
855	
834	

CHIEF MECHANICAL ENGINEER

No. 96.

COMMONWEALTH RAILWAYS

42'-0" FLAT TOP WAGON

CLASS RB RC

Scale 1/4" to one Foot

LOAD 40 TONS

TARE WEIGHT 16T. 19C. 1Q.

WHERE BUILT	Number	Date
S.A. RLYS	58	1943
~~IN SERVICE~~	~~46~~	~~1951~~

91 A

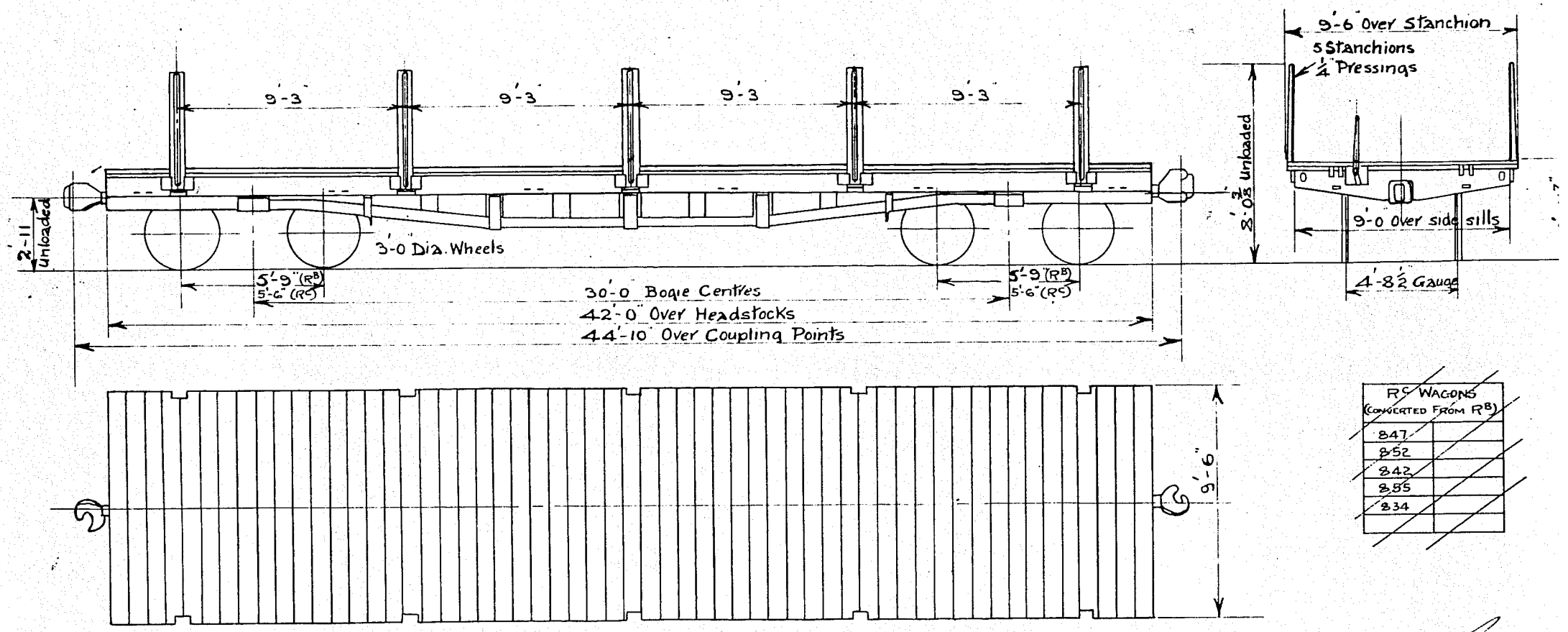

RC WAGONS (CONVERTED FROM RB)	
847	
852	
842	
855	
834	

Rc Wagon fitted with Arch Bar Bogies
Rd Wagon fitted with Wooden Side Rails

CHIEF MECHANICAL ENGINEER

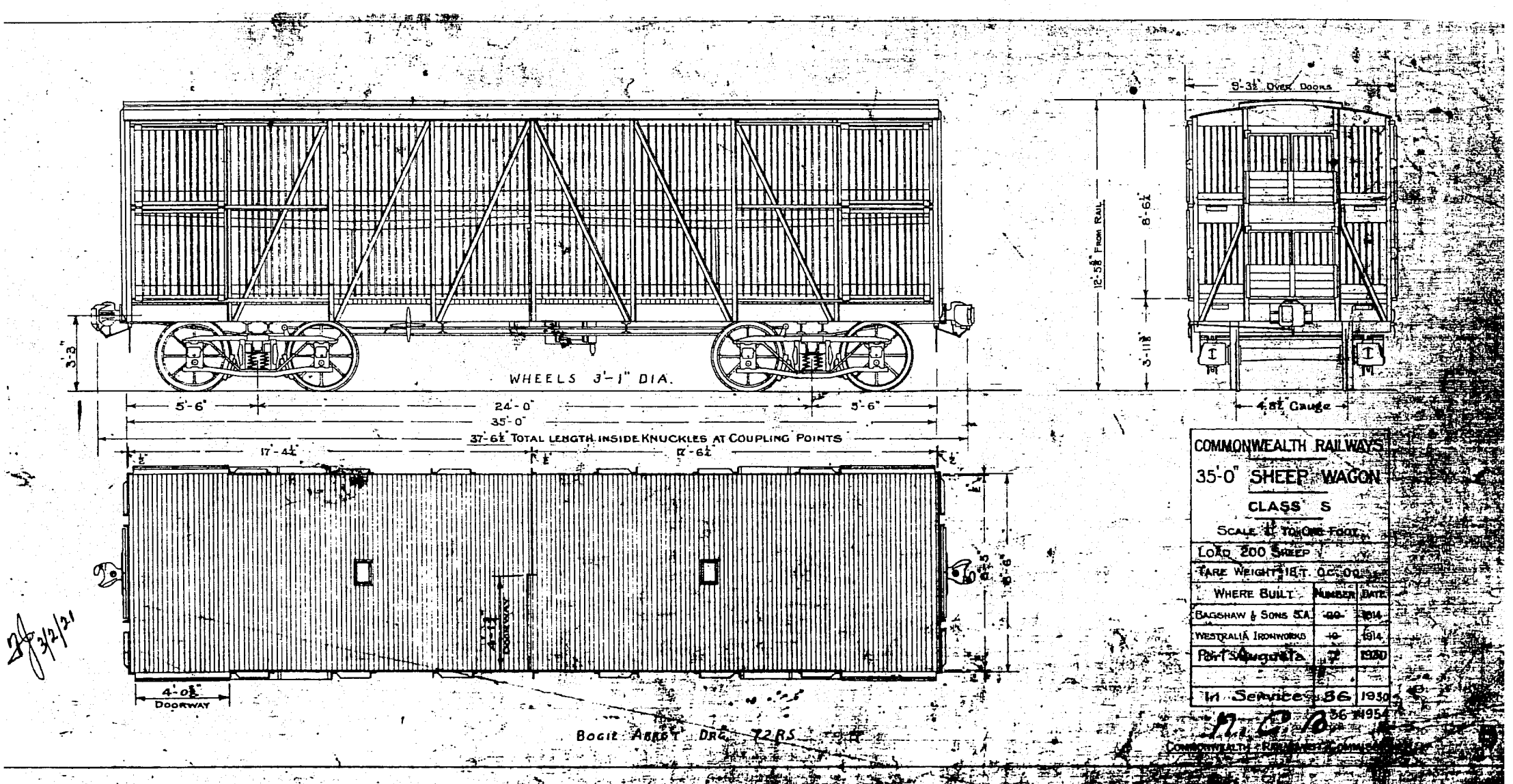

3/2/21

20 – 1914.
10 – 1914.
7 – 1930.
36 – 1930
36 – 1954.

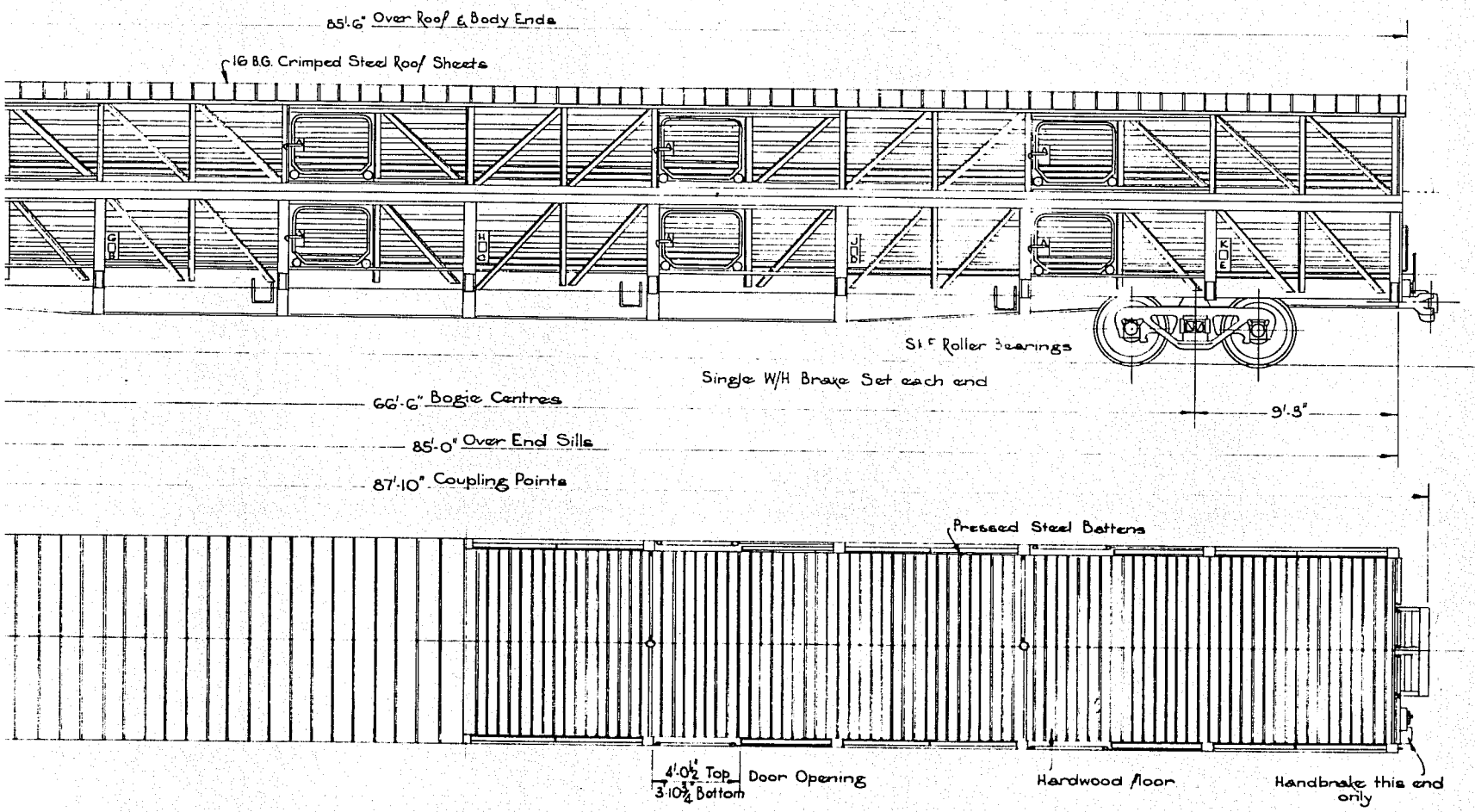

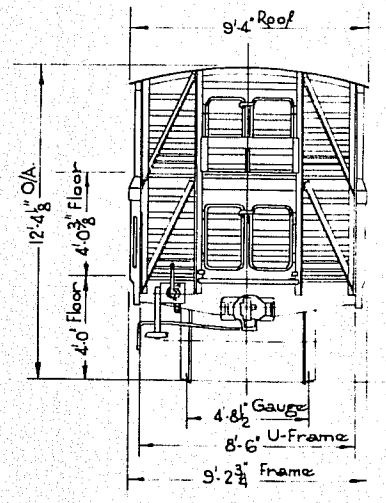

For General Arrgt See Drg. AW-
Bogie Arrgt. " " AW-10146

COMMONWEALTH RAILWAYS		
85 FT. SHEEP VAN		
Tare: 39t. 10c. 0q.	Gauge: 4' 8½"	
Where Built	N°	Date
Forwood, Down & Co. Ltd, Kilkenny & Port Augusta	6	964
Load, sheep (10 compts)		500
Weight of Bogie, ASF RC. A-3		4 4 tons
Scale		Class
3/16"=1'-0" GRW	G. A. Heath Chief Mechanical Engineer	SC

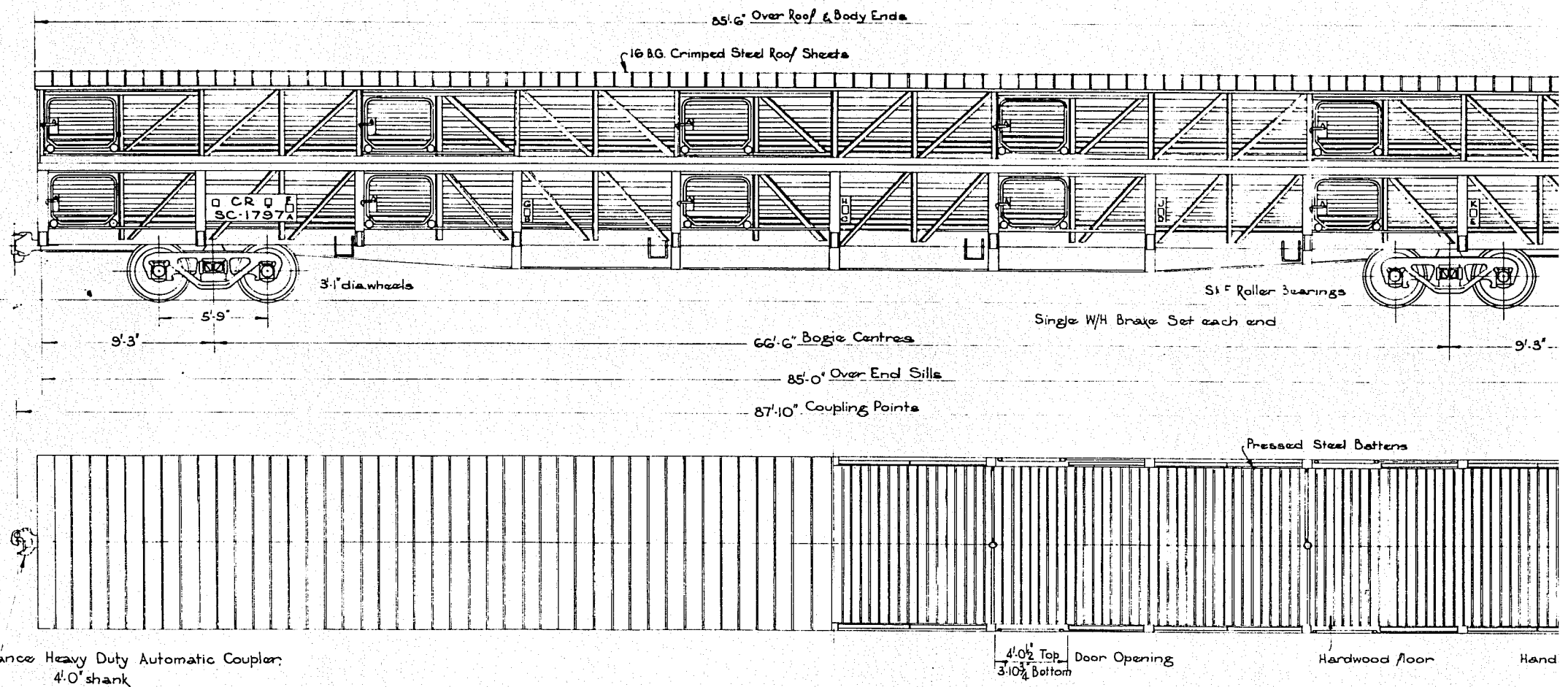

For General Arrgt See
" Bogie Arrgt. "

№98

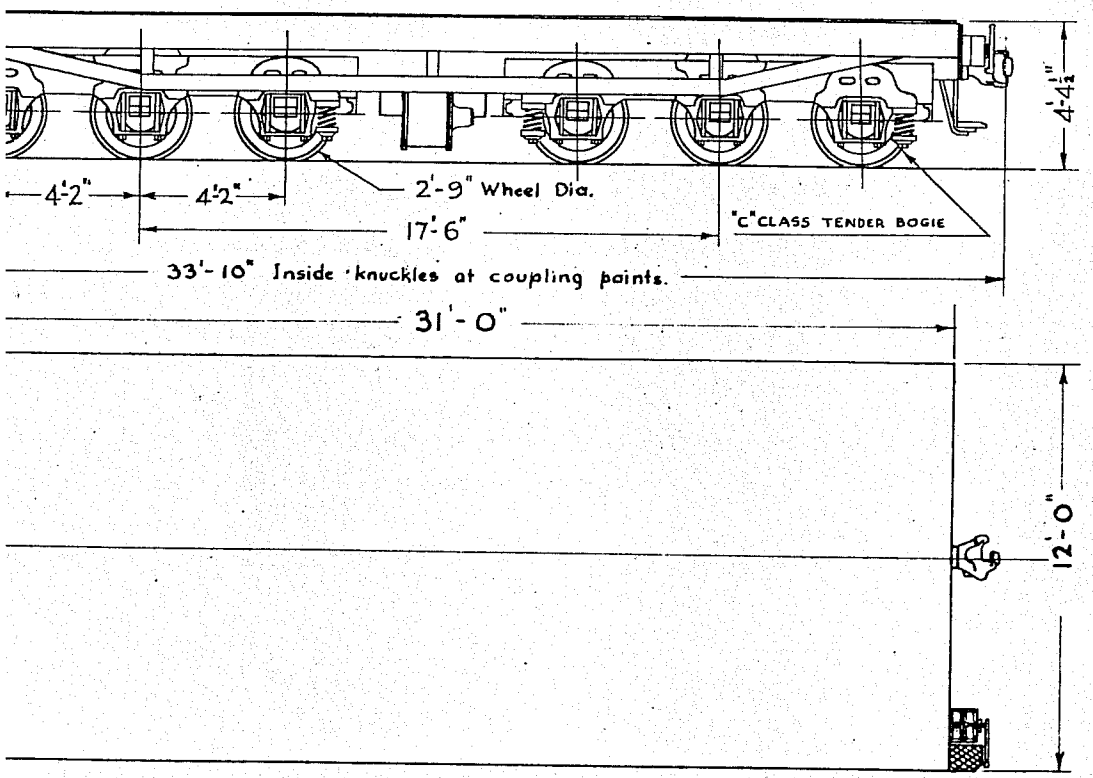

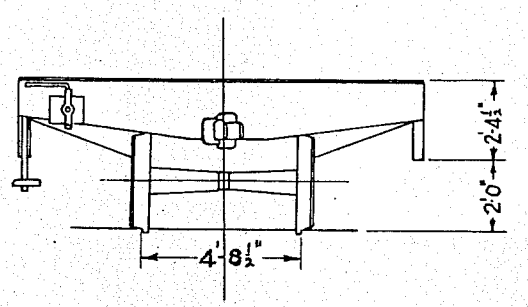

NOTE: This vehicle is out of gauge and must be run only on main lines between Pt. Augusta and Parkeston. It must be diverted from passenger and goods platforms, cattle loading ramps etc.

COMMONWEALTH RAILWAYS		
70 TON FLAT WAGON		
GAUGE : 4'-8½"		
WHERE BUILT	NO	DATE
PORT AUGUSTA	1	JUNE 1956
TARE WEIGHT	36 Ton. 12 cwt.	
LOAD	70 Tons.	
SCALE. ¼" = 1'-0" PG 11·7·56	K. A. Smith Chief Mechanical Engineer.	CLASS Rf.

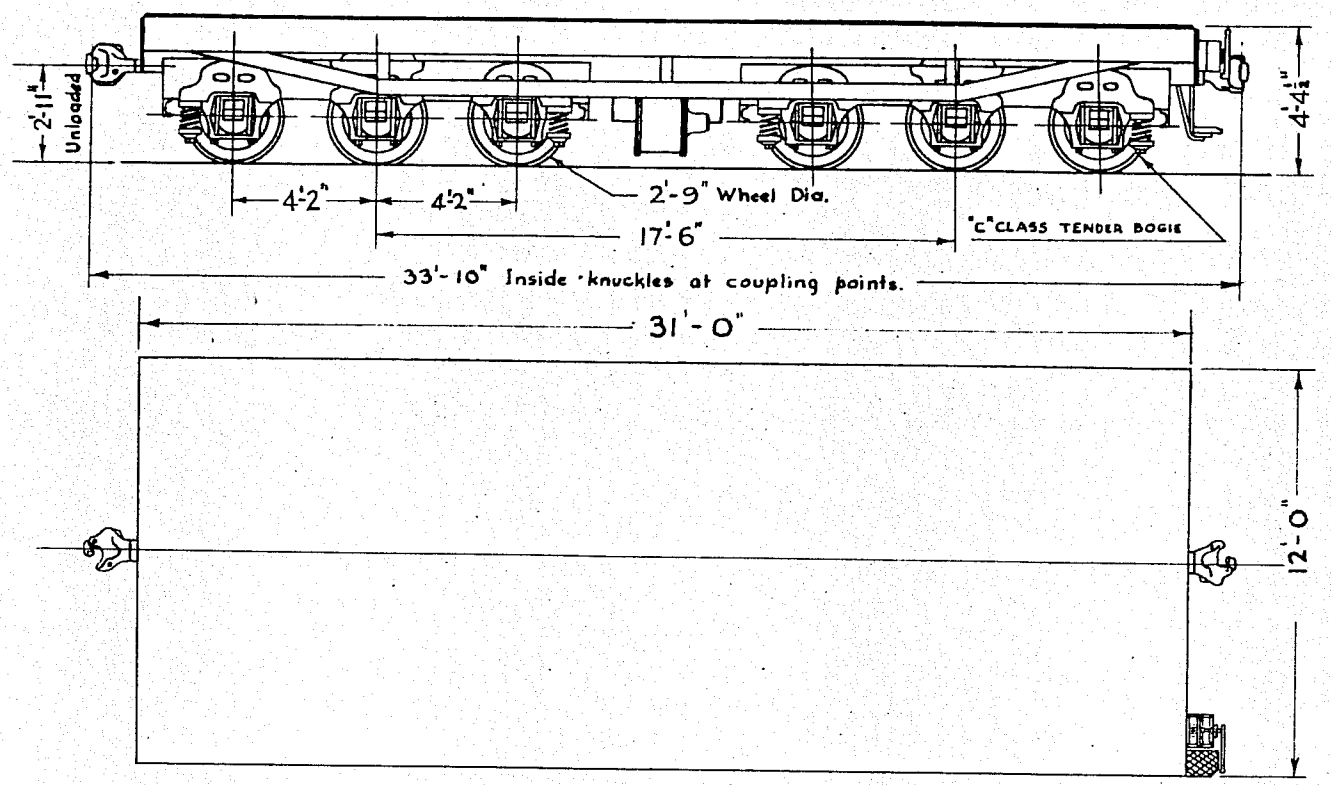

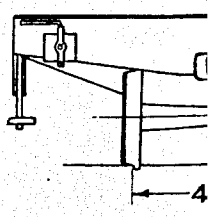

NOTE: This vehicle is out of gauge anc
only on main lines between Pt.
Parkeston. It must be diverted f
and goods platforms, cattle loc

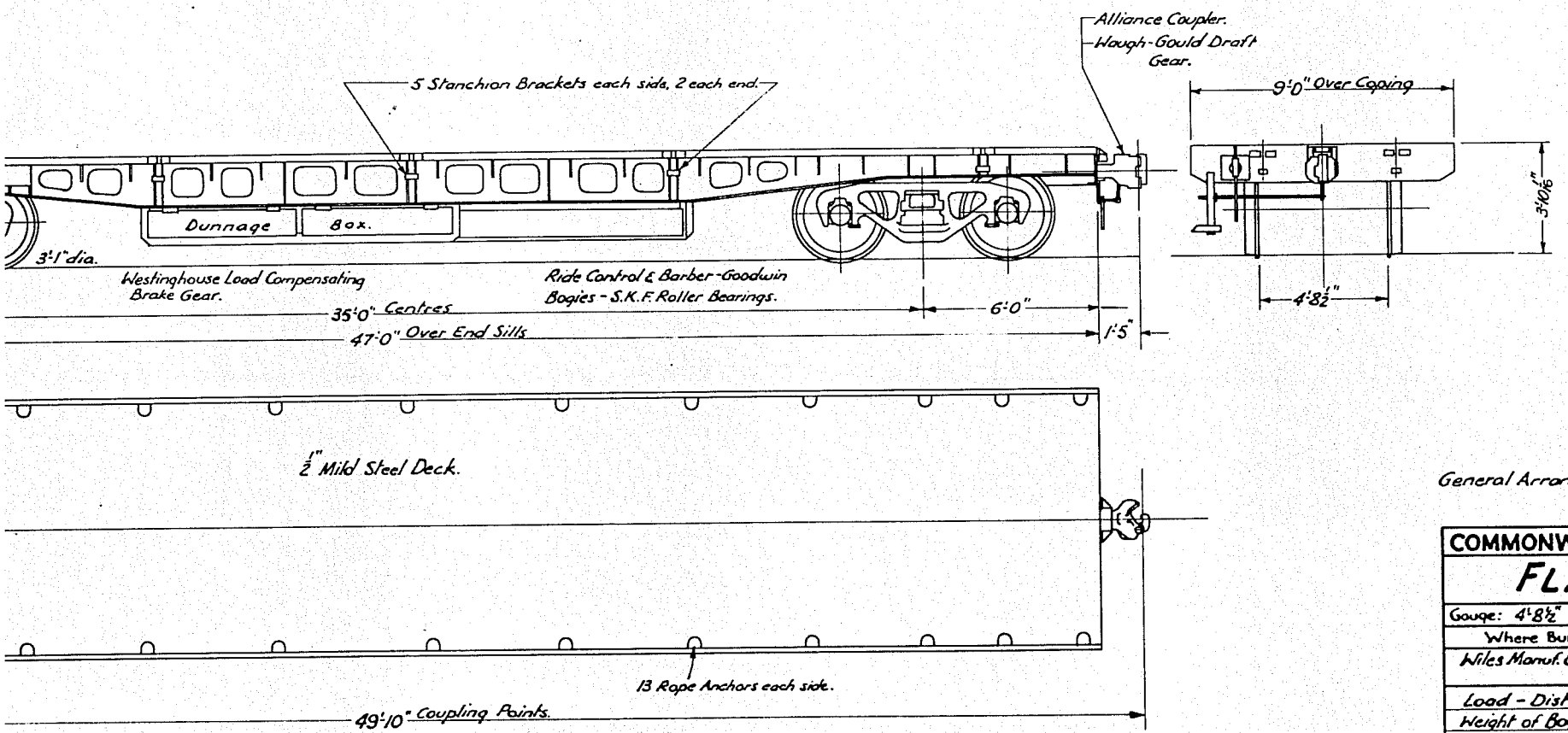

General Arrangement Drg. AW-10021.

COMMONWEALTH RAILWAYS		
FLAT WAGON		
Gauge: 4'-8 1/2" : Tare: 20 tons 0 cwt.		
Where Built	No.	Date
Wiles Manuf. Co. Ltd, Mile End SA	45	1959
Load - Distributed		55 Tons
Weight of Bogie		4t. 15c.
Scale 1/4" = 1'-0" H.P.N.	F. A. Smith Chief Mechanical Engineer	Class RG

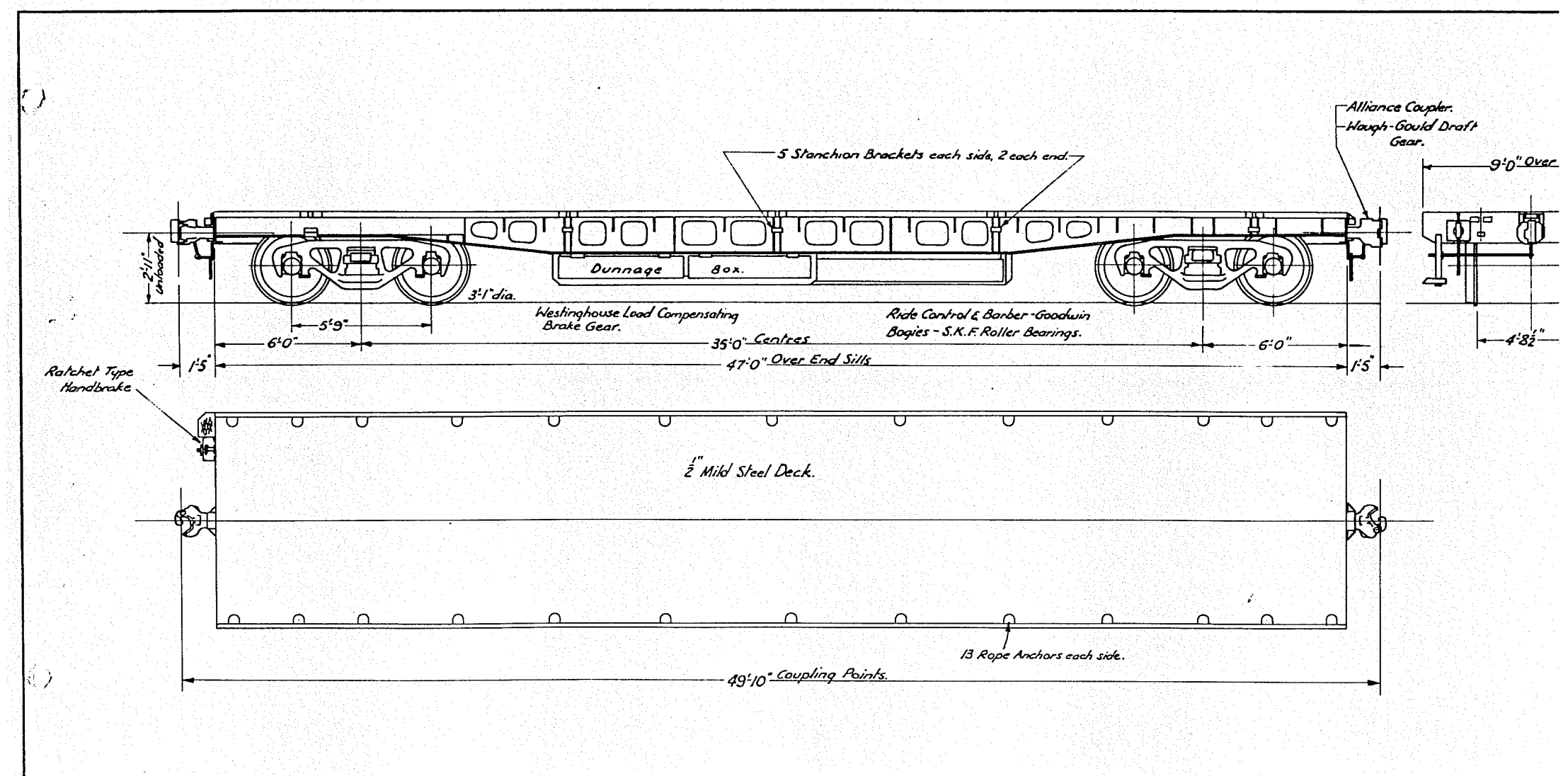
Alliance Coupler.
Waugh-Gould Draft Gear.
5 Stanchion Brackets each side, 2 each end.
9'-0" Over
2'-11" unloaded
Dunnage Box.
3'-1" dia.
Westinghouse Load Compensating Brake Gear.
Ride Control & Barber-Goodwin Bogies - S.K.F. Roller Bearings.
5'-9"
6'-0"
35'-0" Centres
6'-0"
4'-8½"
1'-5"
47'-0" Over End Sills
1'-5"
Ratchet Type Handbrake
½" Mild Steel Deck.
13 Rope Anchors each side.
49'-10" Coupling Points.

Vehicles 291, 293, 295, 299, 300, 301, 302 Cont as temporary
Covered goods vans by adding panels similar to diagram 102
and reclassified also as "CBc".

Roof of Corr G.I on 3/4" timber with 1" air space between.

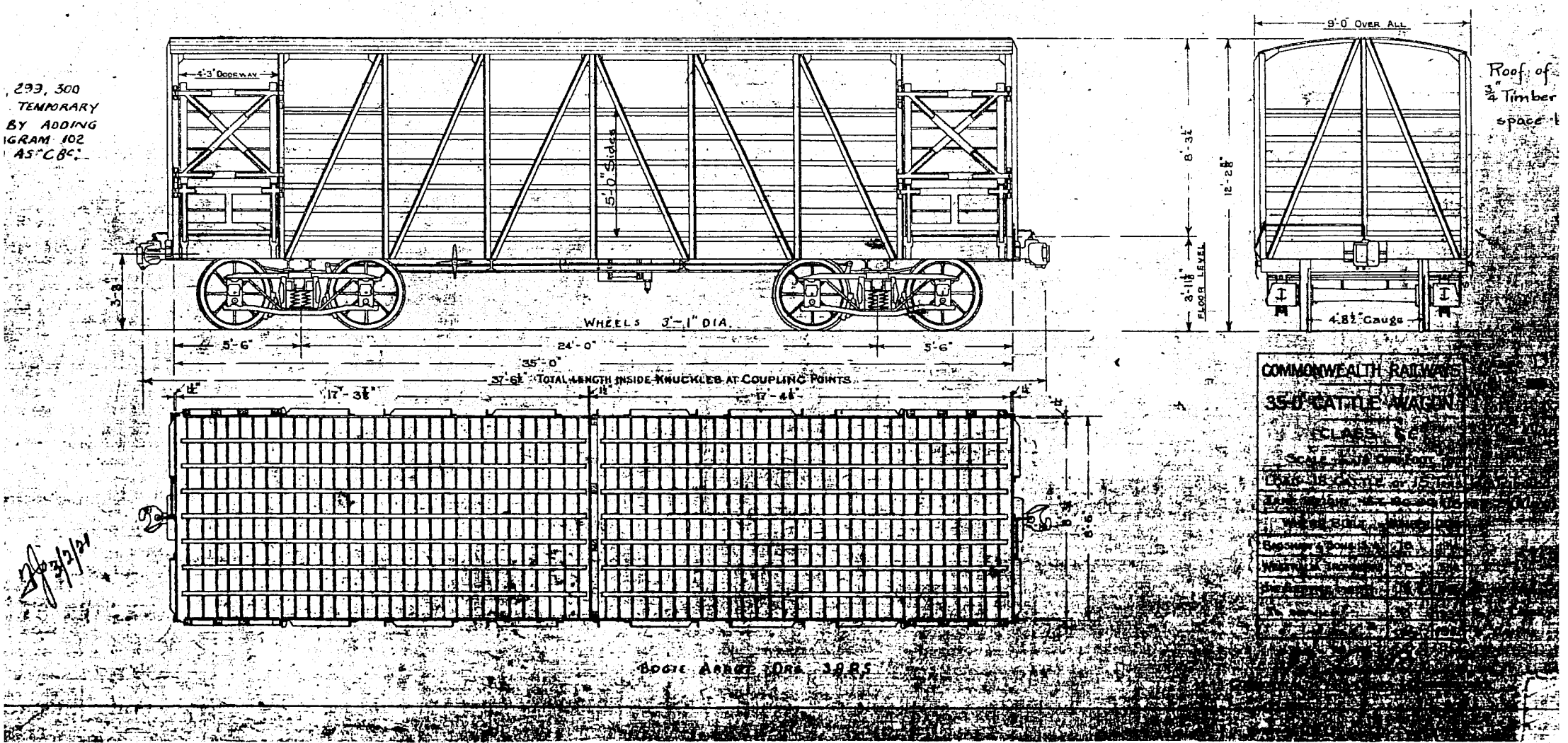

Class ~~C~~ CB
load 18 cattle or 15 Tons distributed
Tare weight 16-17-2 (Max)

Where Built
Bagshaws - 10-1914.
Westralia Ironworks - 5-1914.
In service 15-1925
" " 9-1934
" as CB 9-1952. - 6 'C' class const to CB

100

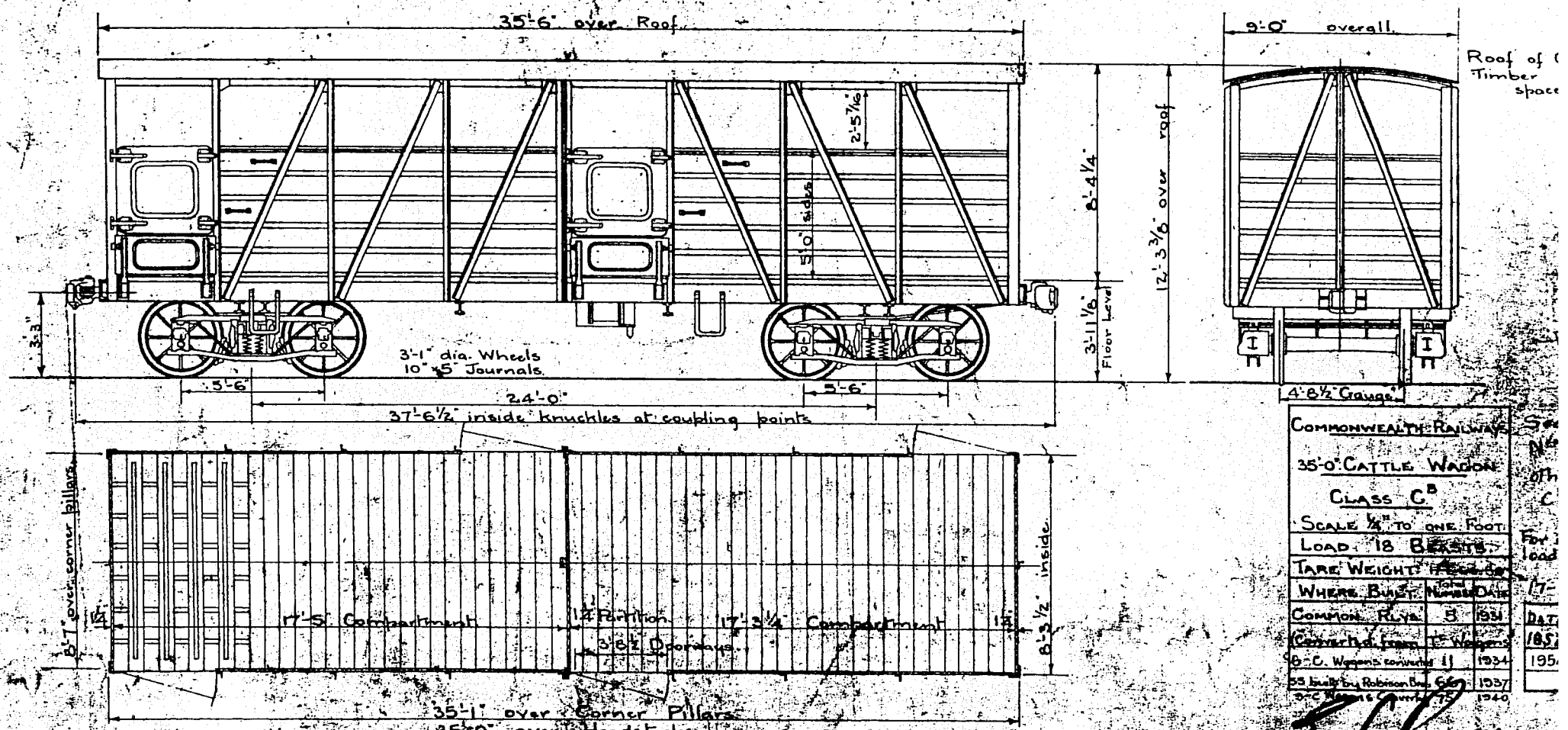

Conv't from T^c Wagons
6-C Wagons Converted 11-1934.
55 Built by ~~Robinson~~ ROBISON BROS - 66 - 1937.
9-C wagons conv't 75 - 1940.

Tare weight 17-14-0 (Max)

1952-39 Inservice
1954-39 "

Roof of Carr G.I on 3/4" Timber with 1" air space between.

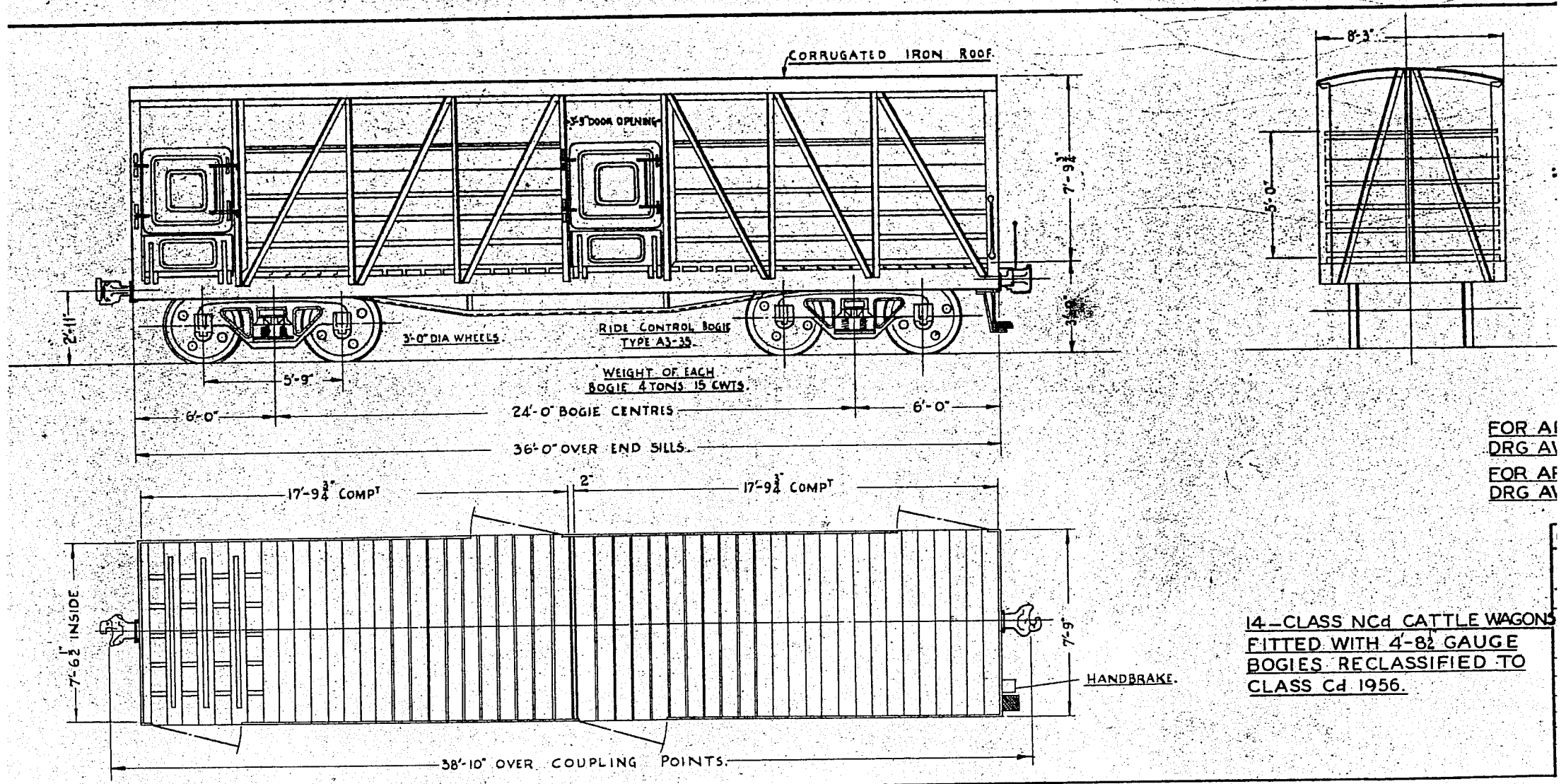

FOR A
DRG A
FOR A
DRG A

14 – CLASS NCd CATTLE WAGONS
FITTED WITH 4'-8½ GAUGE
BOGIES RECLASSIFIED TO
CLASS Cd 1956.

101A – A

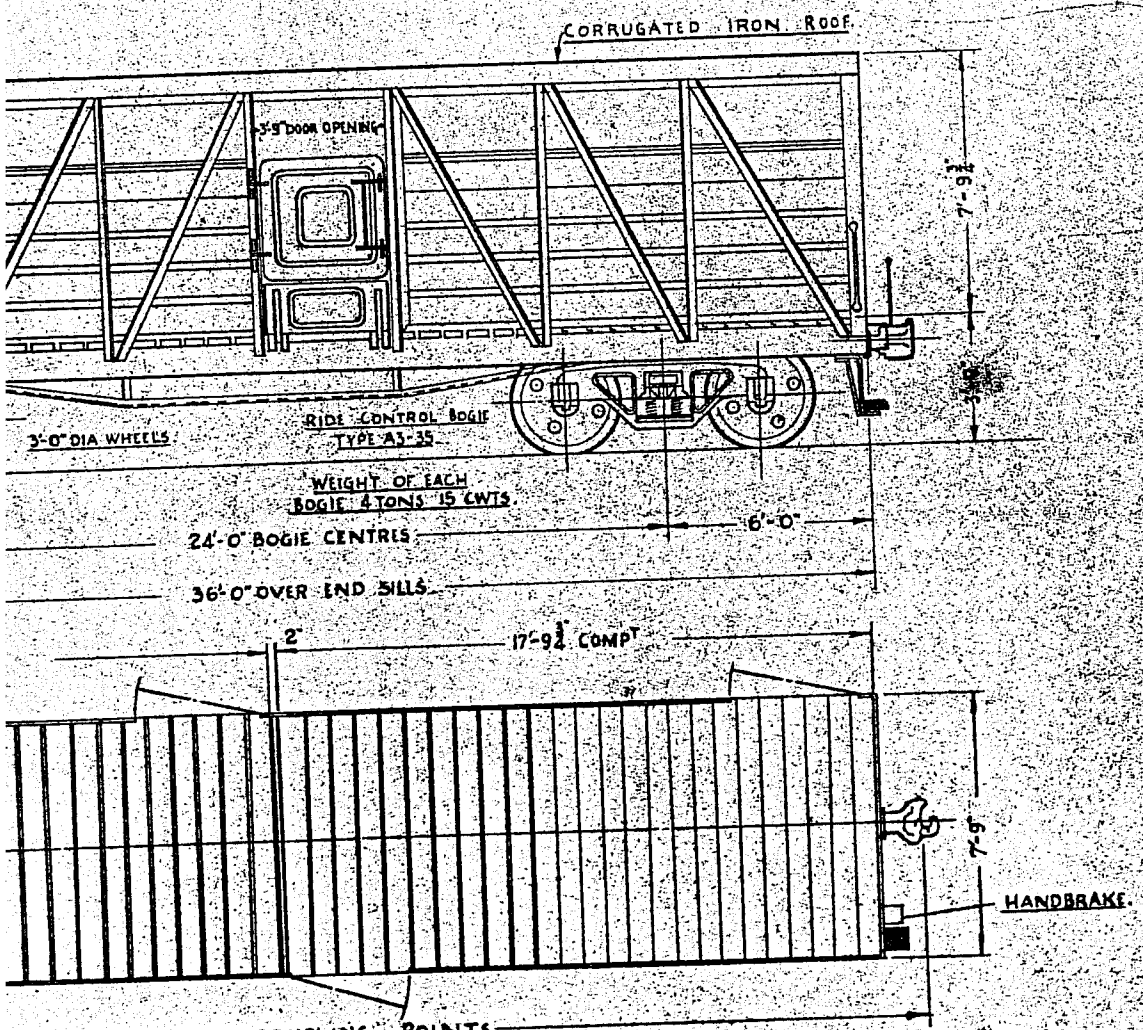

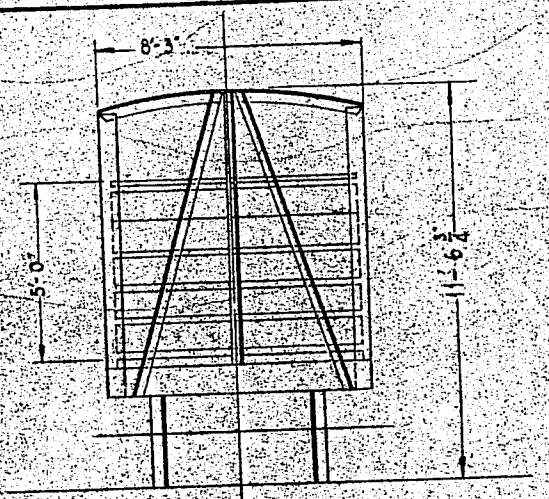

FOR ARRANGEMENT OF WAGON SEE DRG AW-6866.

FOR ARRANGEMENT OF BOGIE SEE DRG AW-8315.

14-CLASS NCd CATTLE WAGONS FITTED WITH 4'-8½ GAUGE BOGIES RECLASSIFIED TO CLASS Cd 1956.

COMMONWEALTH RAILWAYS		
CATTLE WAGON		
GAUGE-4'-8½ — TARE 15t 4c 1q		
WHERE BUILT	NO.	DATE
GREGG CAR Co BELGIUM	14	1952
LOAD-18 BEASTS		
SCALE 1" = 1 FT R.R.A.S.	H. A. Smith CHIEF. MECH. ENGR.	CLASS Cd

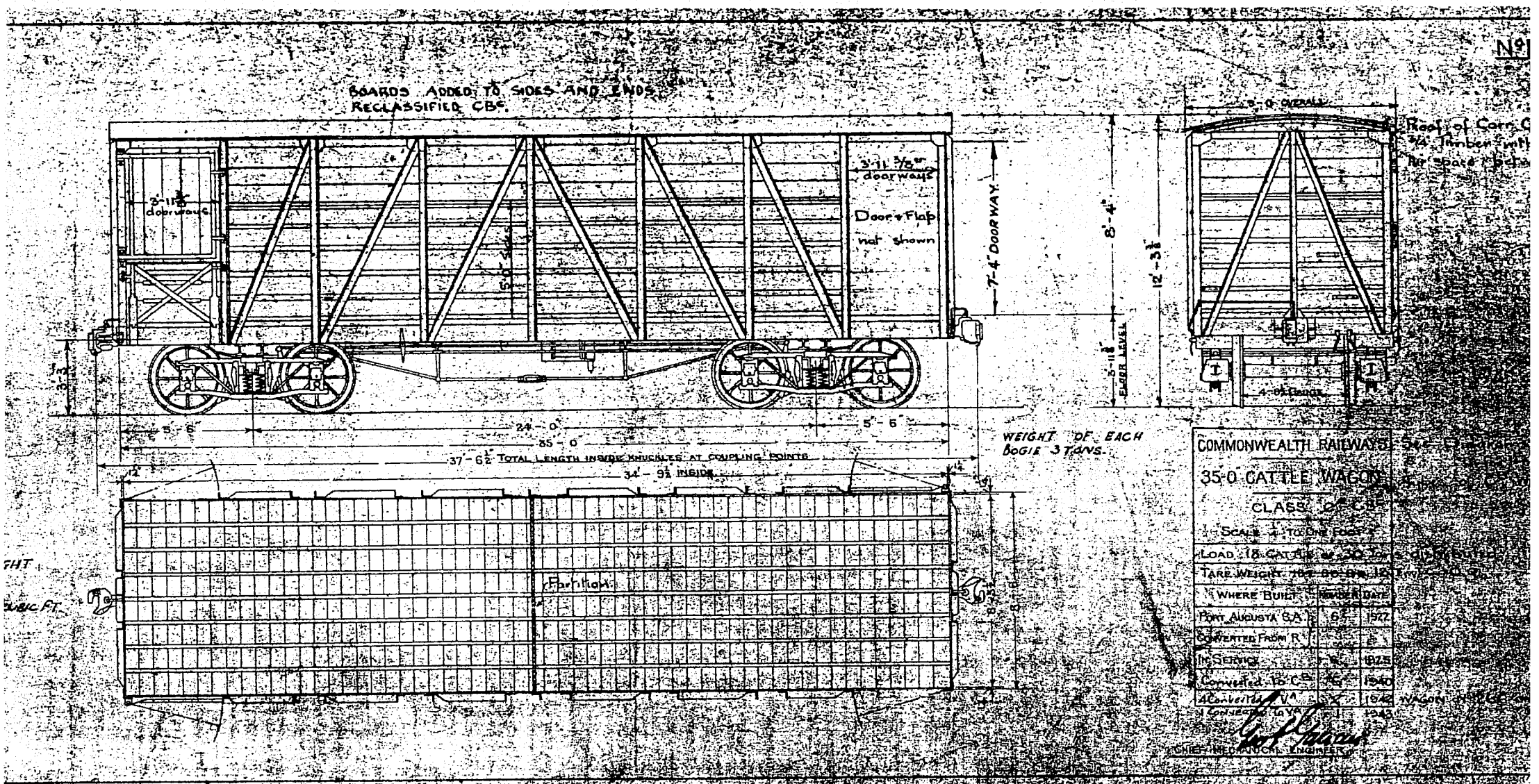

Capacity at Cant Rail height
= 2,220 Cubic feet.
Absolute capacity = 2,350 Cubic ft.

PORT AUGUSTA } CONT FROM R }	6 - 1922.
IN SERVICE	6 - 1925
CONVT TO CB	6 - 1940.
4 CONVT TO VA	2 - 1942
1 CONVT TO VA	1 - 1943

Roof of Cart G.I. on 3/4" timber with 1" air space between.
Class CA CBC
Load 18 cattle or 30 Tons distributed

Wagon No 266 only 1957

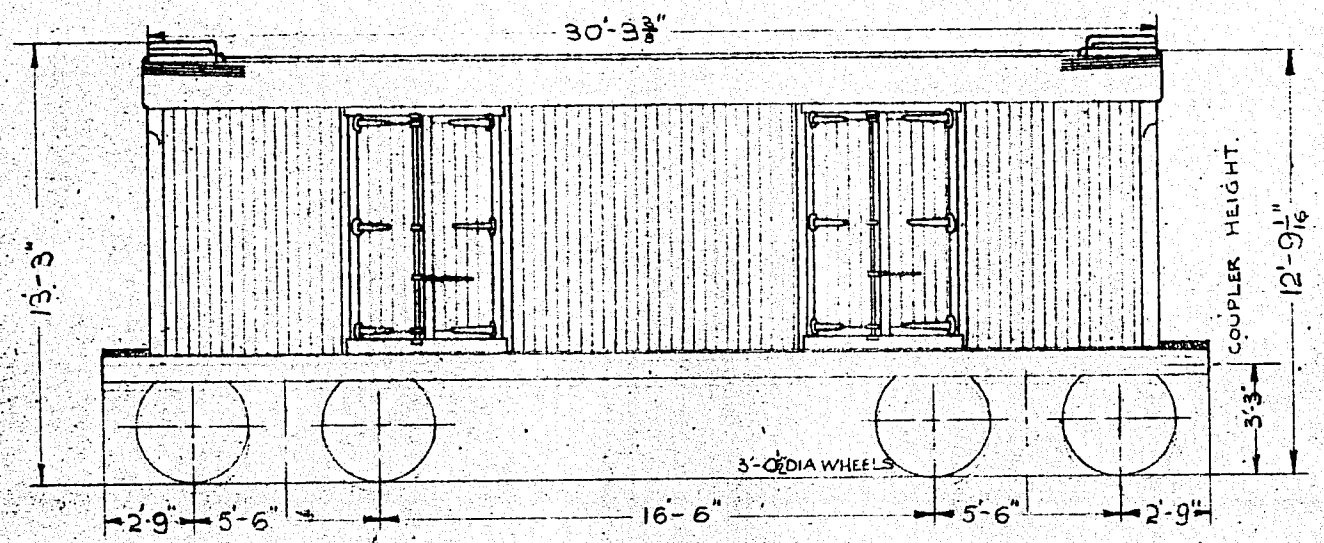

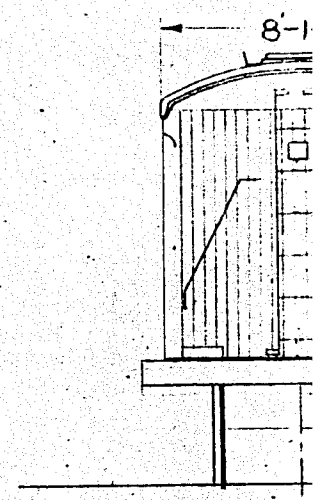



35'-0 1/2" TOTAL LENGTH INSIDE KNUCKLES AT COUPLING POINTS.

NOTE

ICE CAPACITY 4 TONS.
LOAD 32 TONS.
INTERNAL LOADING DIMEN:
23'-0" x 7'-0" x 6'-3"

H. A. Smith
CHIEF MECHANICAL ENGINEER

K.B.H.

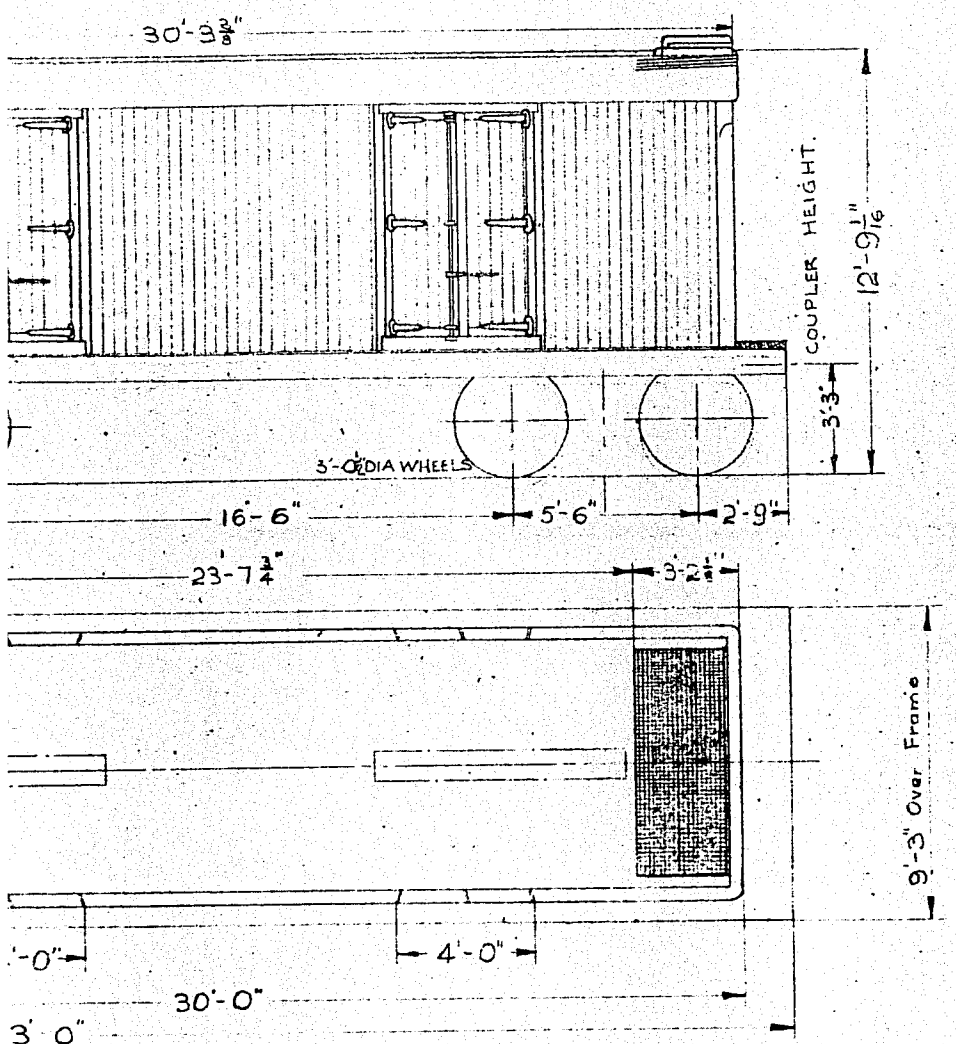

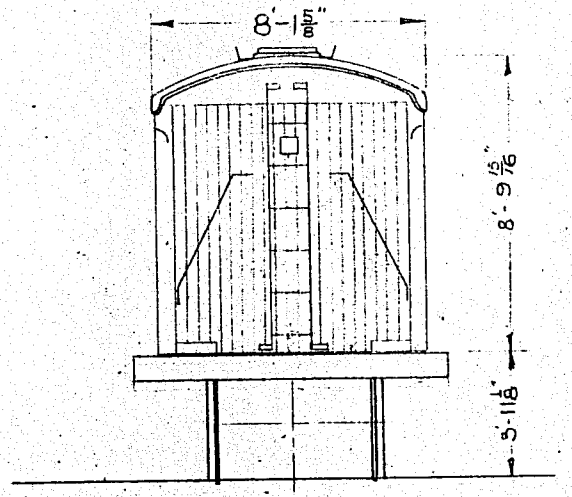

NOTE

ICE CAPACITY 4 TONS.
LOAD 32 TONS.
INTERNAL LOADING DIMENSIONS.
23'-0" x 7'-0" x 6'-3"

H. A. Smith
CHIEF MECHANICAL ENGINEER

COMMONWEALTH RAILWAYS		
REFRIGERATED WAGON		
CLASS F		
4'-8 1/2" GAUGE		
TARE WEIGHT 19T 5C 0Q		
WHERE BUILT	Nº	DATE
	5	1951
	5	1954

SCALE 1/4" = 1 FOOT

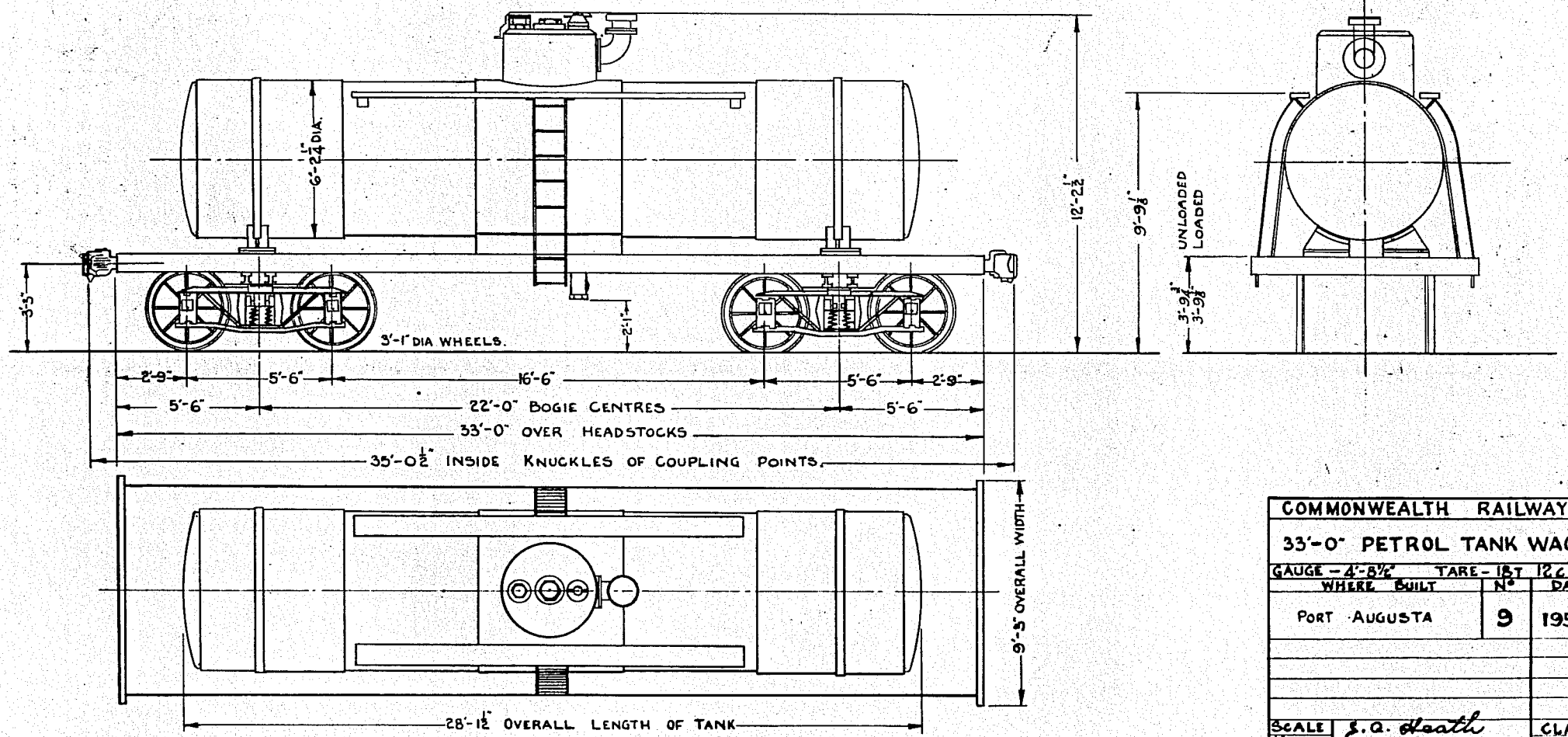

Y
ANK
100
5130
5140
5145
5160

COMMONWEALTH RAILWAYS		
33'-0" PETROL TANK WAGON		
GAUGE – 4'-8½" TARE – 18T 12c 0q		
WHERE BUILT	Nº	DATE
PORT AUGUSTA	9	1954
SCALE 1" = 1'-0" R.R.A.S	E.Q. Heath Chief Mech. Engineer	CLASS T06

105 - A

TANKS SUPPLIED BY
OIL COMPANYS

CAR N° TO^A	OIL C°	C° N°	CAPACITY	
			DOME	TANK
8	C.O.R.	118	5045	5100
20	C.O.R	114	5080	5130
27	C.O.R.	116	5090	5140
28	VACUUM			
32	VACUUM			
36	C.O.R.	115	5095	5145
39	VACUUM			
60	C.O.R.	117	5135	5160
74	VACUUM			

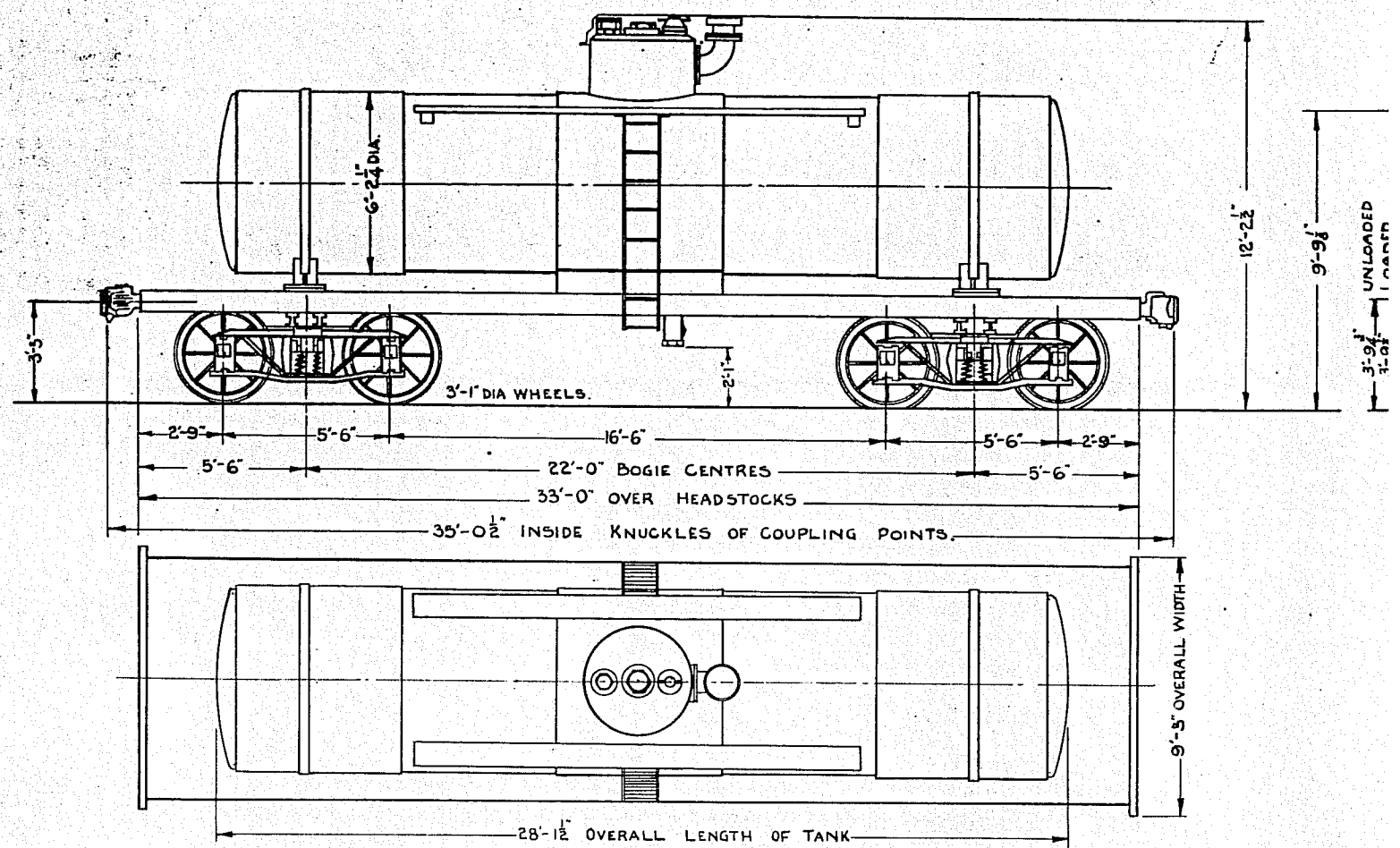

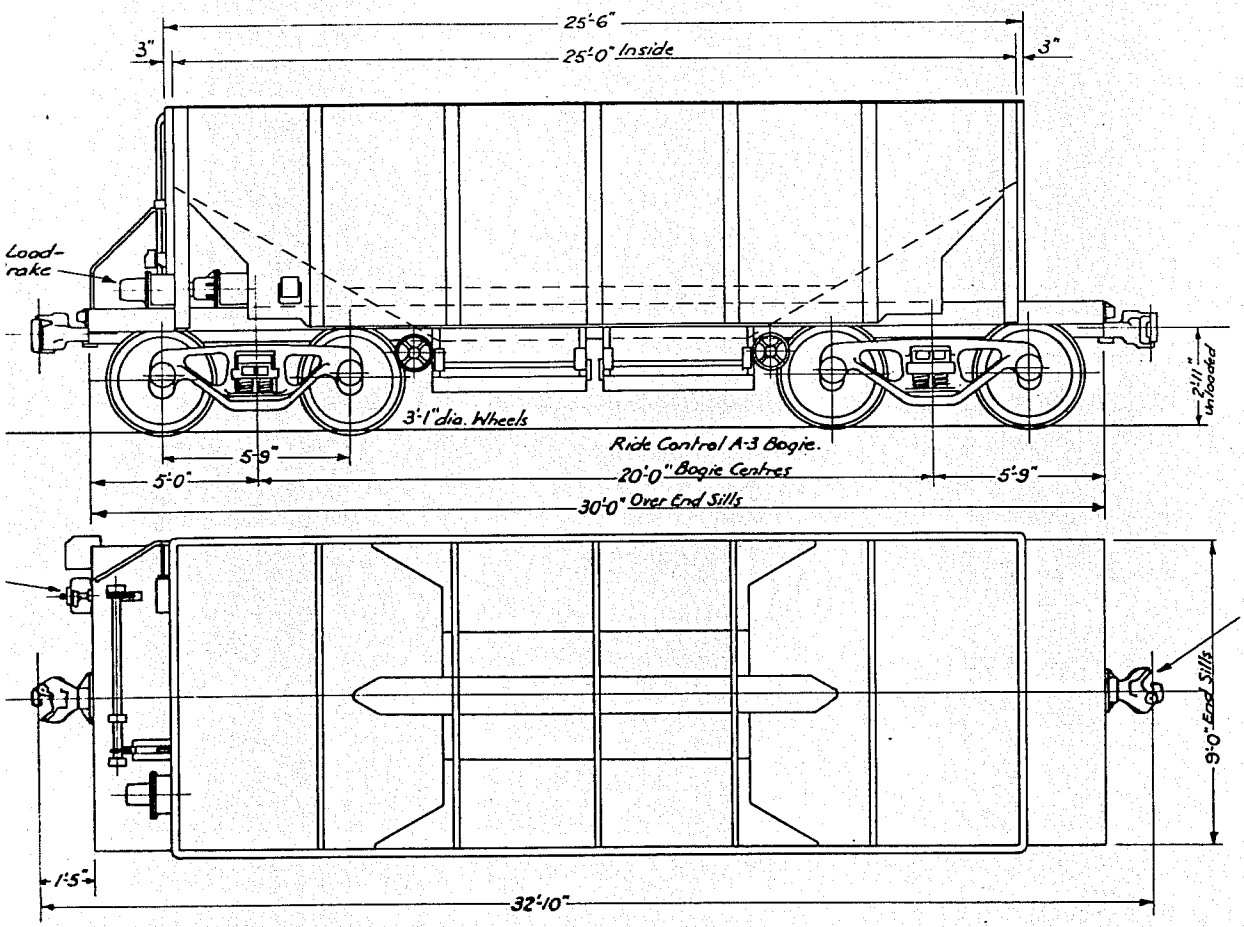

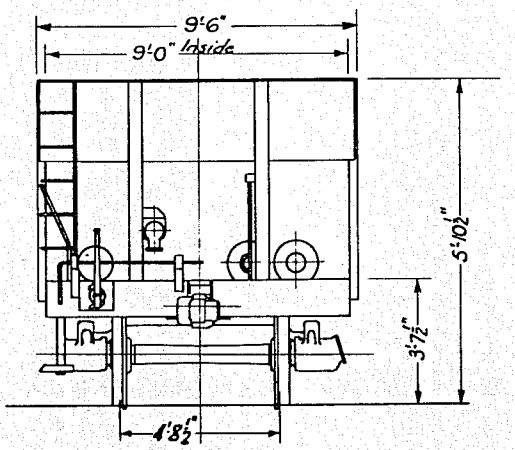

General Arrangement Drawing AW-10149

This wagon deposits Ballast between Rails only.
Doors operate in pairs transversely.

COMMONWEALTH RAILWAYS		
HOPPER WAGON		
Gauge: 4'-8½" : Tare - 18 tons 9 cwt 2 qrs.		
Where Built	No	Date
Booth Bros, Whyalla, S.A.	36	1958
Load, Ballast		55 Tons
Capacity at Coping Height - c.ft		1150
Weight of Bogie		4 t. 15 c.
Size of Journals		11" x 5½"
Scale 1" = 1'-0" W.P.H.	K. A. Smith Chief Mechanical Engineer	Class B

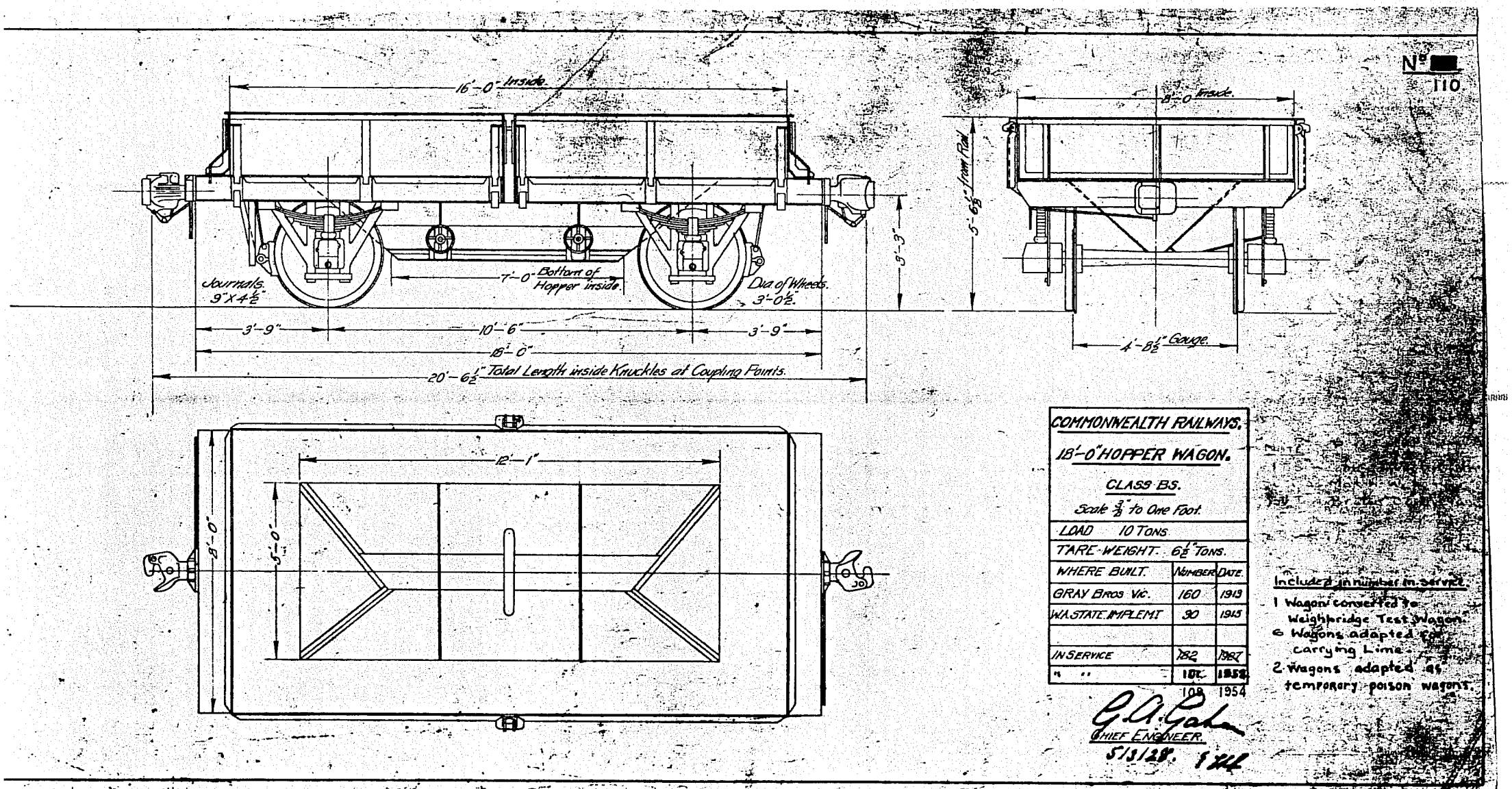
No 110
16'-0" Inside
8'-0" Inside
5'-6½" from Rail
3'-3"
Journals. 9"X4½"
7'-0" Bottom of Hopper Inside
Dia of Wheels. 3'-0½"
3'-9"
10'-6"
3'-9"
18'-0"
20'-6½" Total Length inside Knuckles at Coupling Points.
4'-8½" Gauge.
12'-1"
8'-0"
5'-0"
COMMONWEALTH RAILWAYS.
18'-0" HOPPER WAGON.
CLASS BS.
Scale ⅜" to One Foot.
LOAD 10 TONS.
TARE-WEIGHT. 6½ TONS.
WHERE BUILT. NUMBER DATE.
GRAY BROS VIC. 160 1913
W.A. STATE IMPLEM.T 30 1915
IN SERVICE 182 1987
" " 108 1954
Included in number in service.
1 Wagon converted to Weighbridge Test Wagon.
6 Wagons adapted for carrying Lime.
2 Wagons adapted as temporary poison wagons.
G.A. Gahan
CHIEF ENGINEER.
5/3/28.

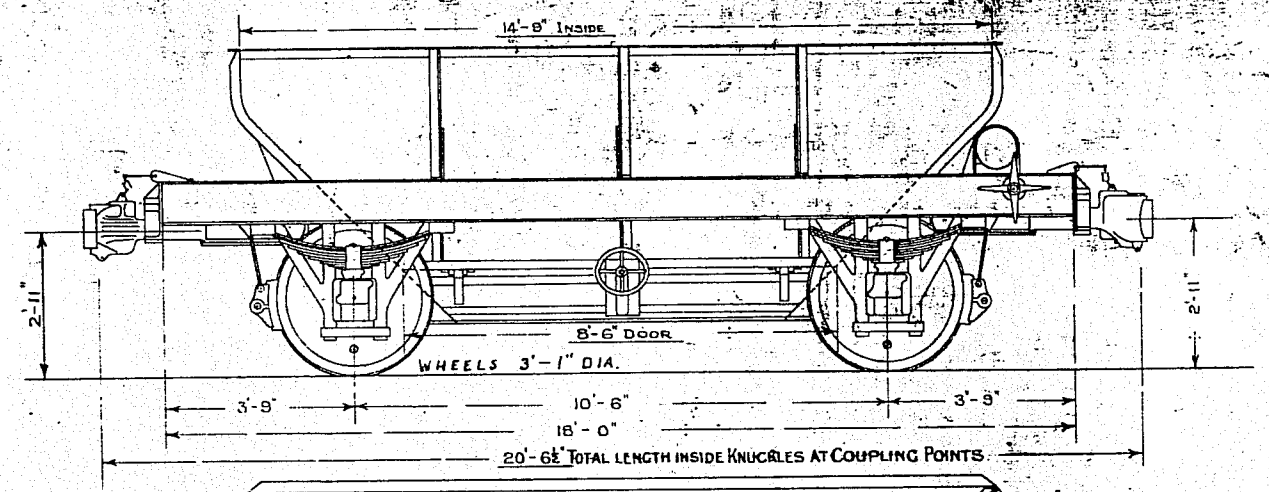

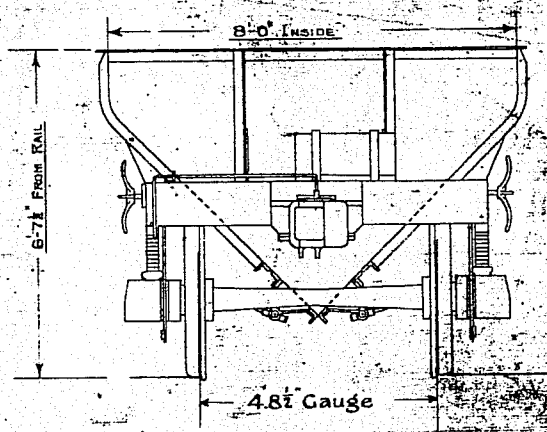

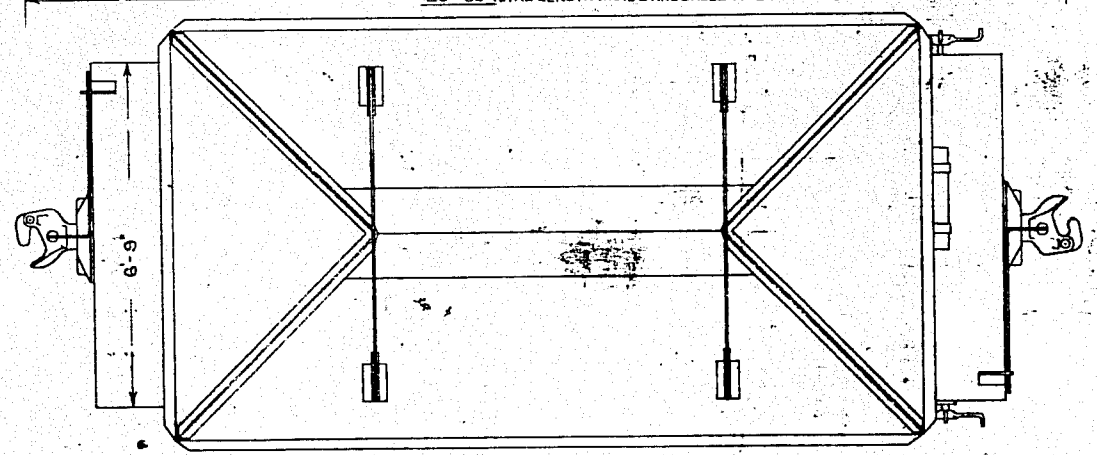

COMMONWEALTH RAILWAYS		
18'-0" HOPPER WAGON		
CLASS BA5		
SCALE ½" TO ONE FOOT		
LOAD 15 TONS		
TARE WEIGHT 6T. 15C. 2Q.		
WHERE BUILT	NUMBER	DATE
GRAY BROS. VIC.	65	1915
WESTRALIA IRONWORKS	60	1915
IN SERVICE	125	1925
IN SERVICE	113	1952
	125	1954

N. C. B.

COMMONWEALTH RAILWAYS COMMISSIONER

Note: 4 for use Gantr included in serv

3/2/31

NOTE: 4 wagons converted for use on coaling Gantries 1933 are included in number in service

No. 128

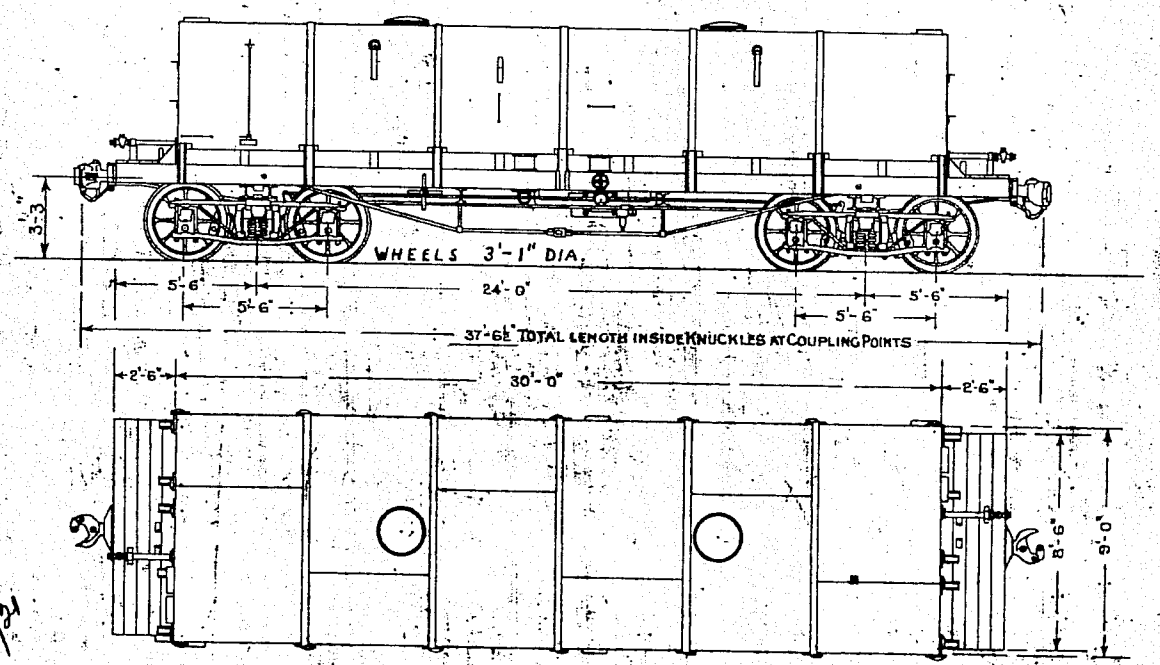

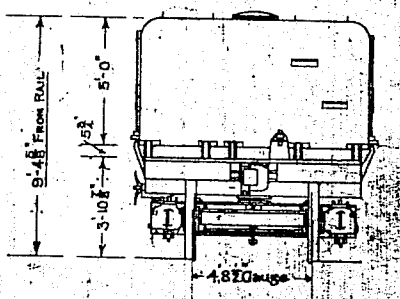

COMMONWEALTH RAILWAYS					
35'-0" WATER TANK WAGON					
CLASS "TD"					
SCALE ⅛" TO ONE FOOT					
CAPACITY 8,000 GALLONS					
TARE WEIGHT 20 TONS 0C. 30					
WHERE BUILT	NUMBER	DATE	ORDER	No.	
KELLY & LEWIS INC	20	1914	1957		
PORT AUGUSTA G.R.	5	1923	1954		
" " "	5	1929			
IN SERVICE	28	1938			
" "	25	1940			
10 - CONVERTED TO T.G.	15	1945			

COMMONWEALTH RAILWAYS COMMISSIONER

BOGIE ARRGT. DRG. 72 RS

Kelly & Lewis Inc - 20 - 1914.
Port Augusta 5 - 1923
" " 5 - 1929
In Service 28 - 1938
" " 25 - 1940
10 - Conv't To TG 15 - 1945.

In Service - 12 - 1951
" " 14 - 1954.

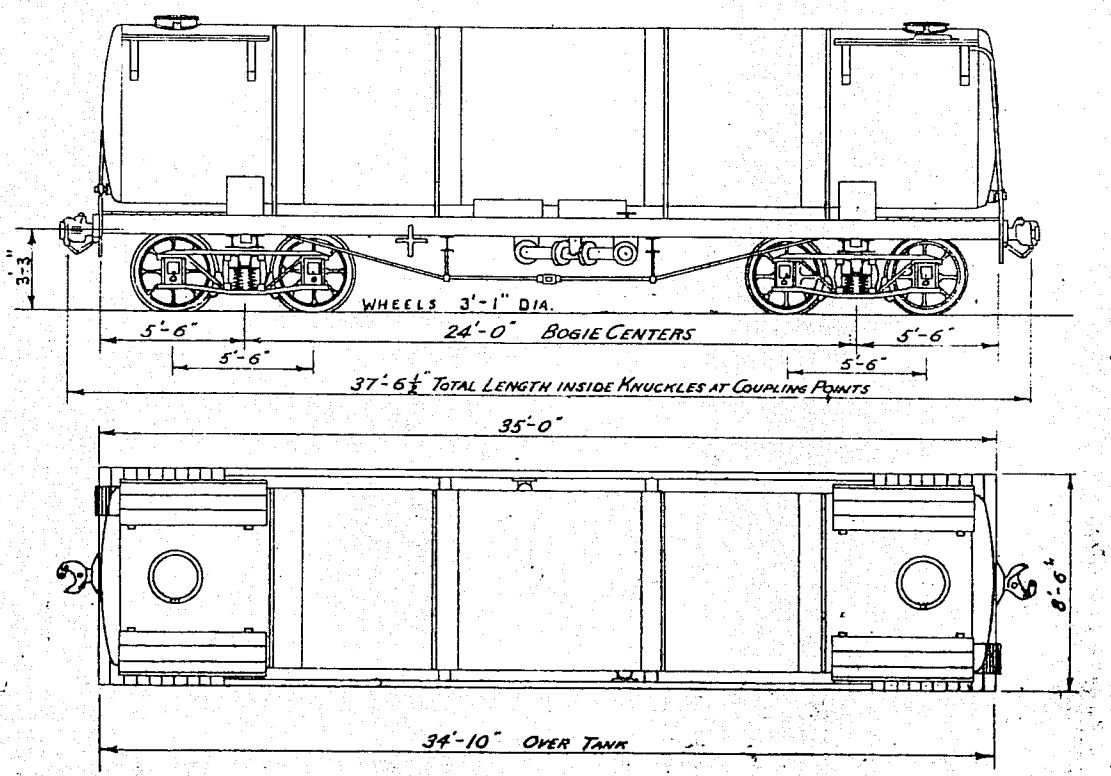

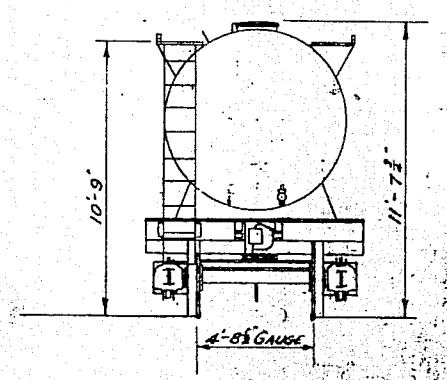

COMMONWEALTH RAILWAYS

35'-0" WATER TANK WAGON

CLASS TE

SCALE ⅛" = 1 FOOT

CAPACITY 8000 GALLONS

TARE WEIGHT 21 T. 15 CWT.

WHERE BUILT [illegible]

PORT AUGUSTA [illegible]

BOGIE ARRGT. DRG. 72 RS.

Class TE.

PORT AUGUSTA 1 - 1936
1 - 1938.

~~JOHNSTON'S~~
JOHNSTON TYNE FNDY MELB - 3 - 1939

In Service 5 - 1940

Nº [redacted]. 114

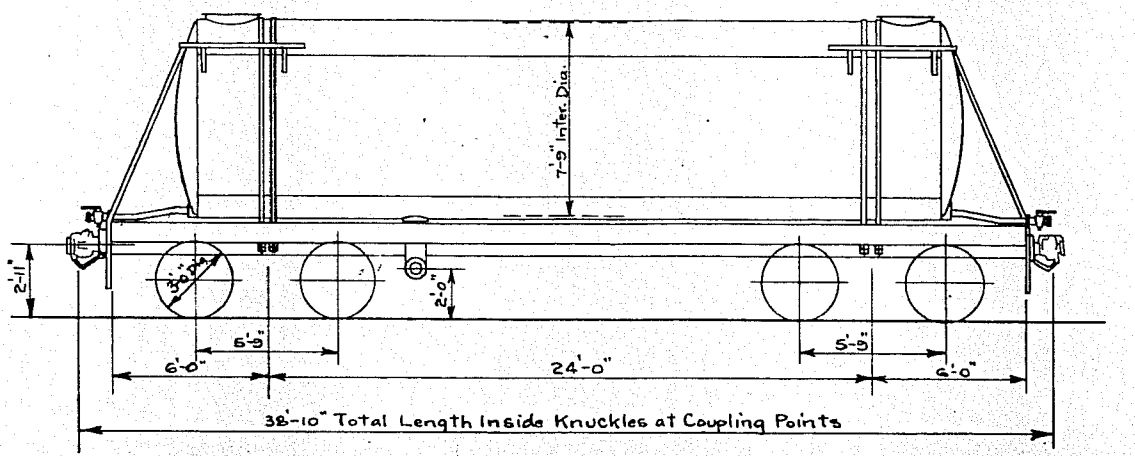

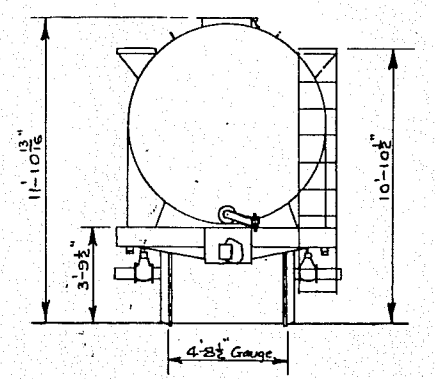

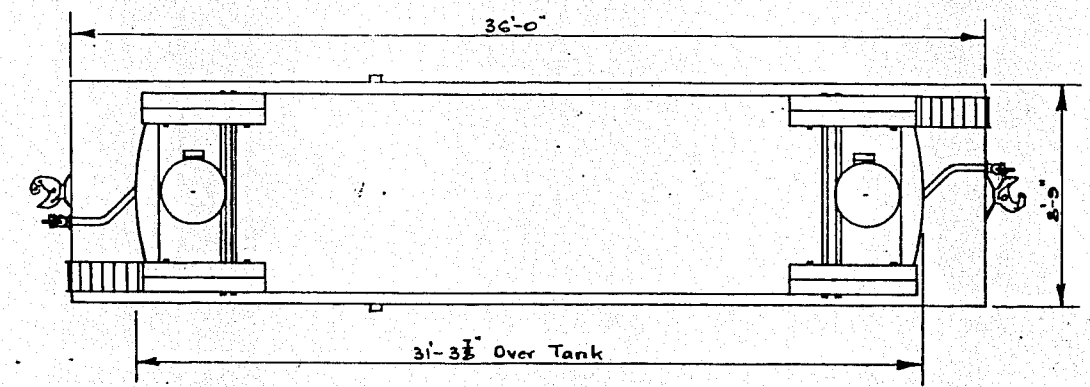

E. S. Race
CHIEF MECHANICAL ENGINEER.

COMMONWEALTH RAILWAYS		
36'-0" WATER TANK WAGON		
CLASS TF		
SCALE 3/16" TO ONE FOOT		
CAPACITY 9,000 GALLONS		
TARE WEIGHT 22T. 0C. 0Q		
WHERE BUILT	NUMBER	DATE
S.A. RLYS	20	1943
IN SERVICE	14	1952
	14	1954

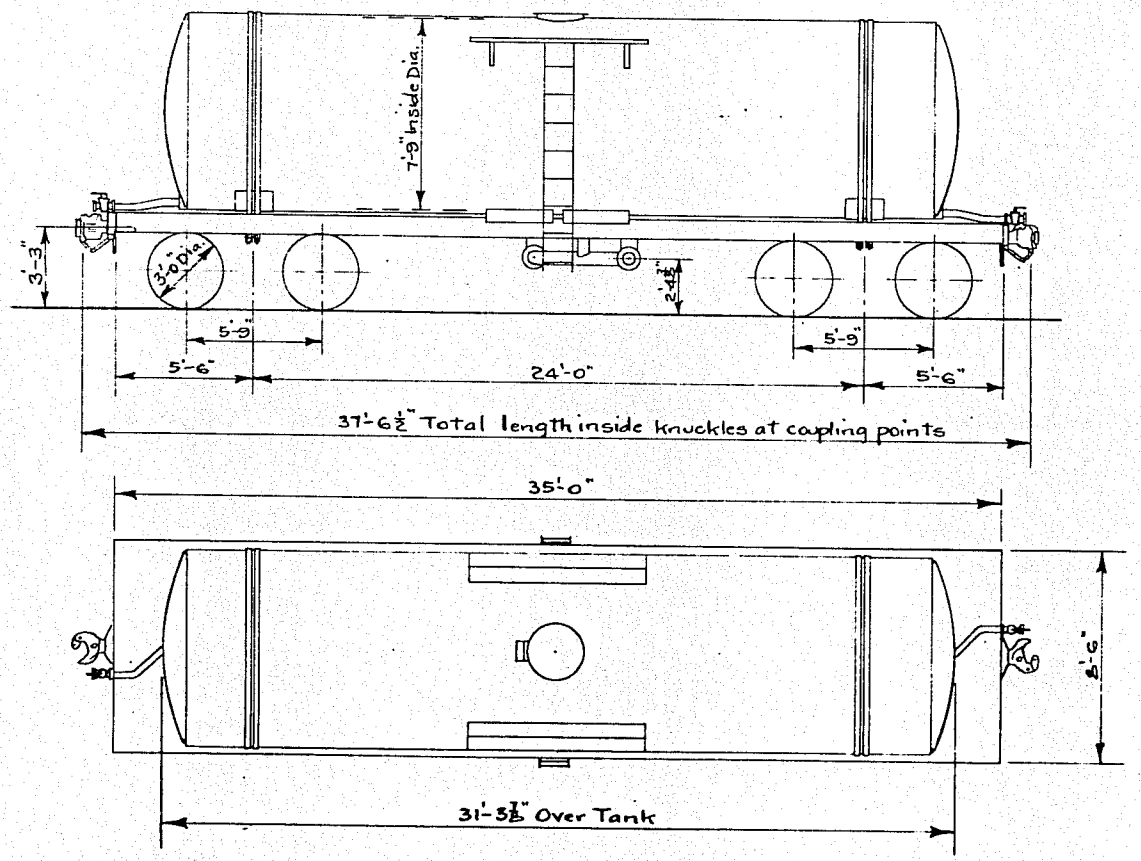

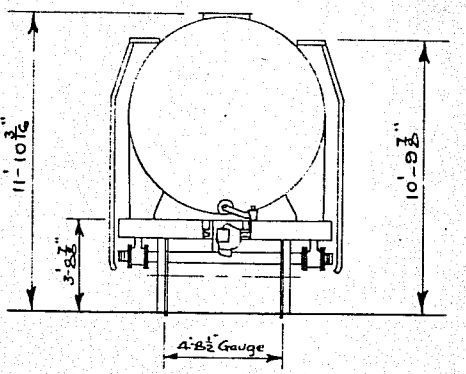

BOGIE ARRGT. DRG. 72RS

E. Adair.
CHIEF MECHANICAL ENGINEER.

COMMONWEALTH RAILWAYS		
35'-0" WATER TANK WAGON		
CLASS T^G		
SCALE 3/16" = 1 FOOT		
CAPACITY 9000 GALS.		
TARE WEIGHT 20T. 1C. 1Q.		
WHERE BUILT	NUMBER	DATE
C. Rlys. S.A. Rlys	X	1944
	10	1945
	10	1954

Nº [redacted]
116.

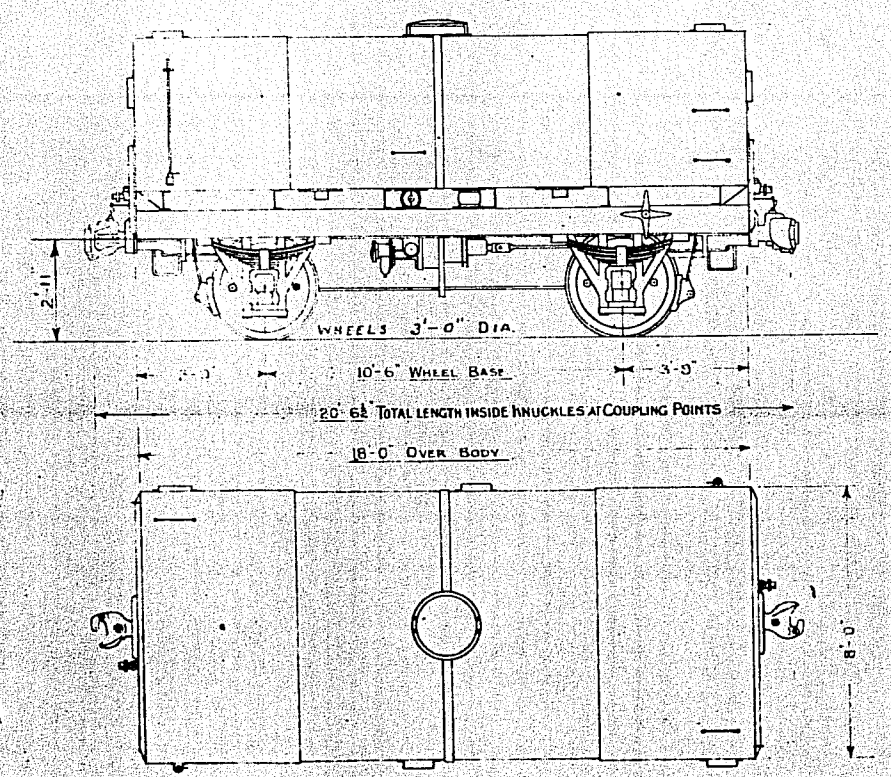

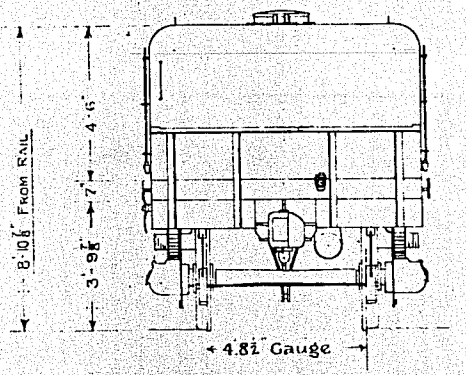

COMMONWEALTH RAILWAYS

18'-0" WATER TANK WAGON

CLASS TSB

SCALE ¼" TO ONE FOOT

CAPACITY 4,000 GALLONS

TARE WEIGHT 10 T. 0C. 0Q

WHERE BUILT	NUMBER	DATE
S. PERRY & Co. S.A.	30	1915
WESTRALIA IRONWORKS	30	1915
IN SERVICE	60	1925
" "	59	1930

DATE	Nº IN SERVICE
1952	39
1954	57.

TSB 673 converted to Fuel Oil Wagon 1930 (Class TOS)

M. G. B.
COMMONWEALTH RAILWAYS COMMISSIONER

3/7/31

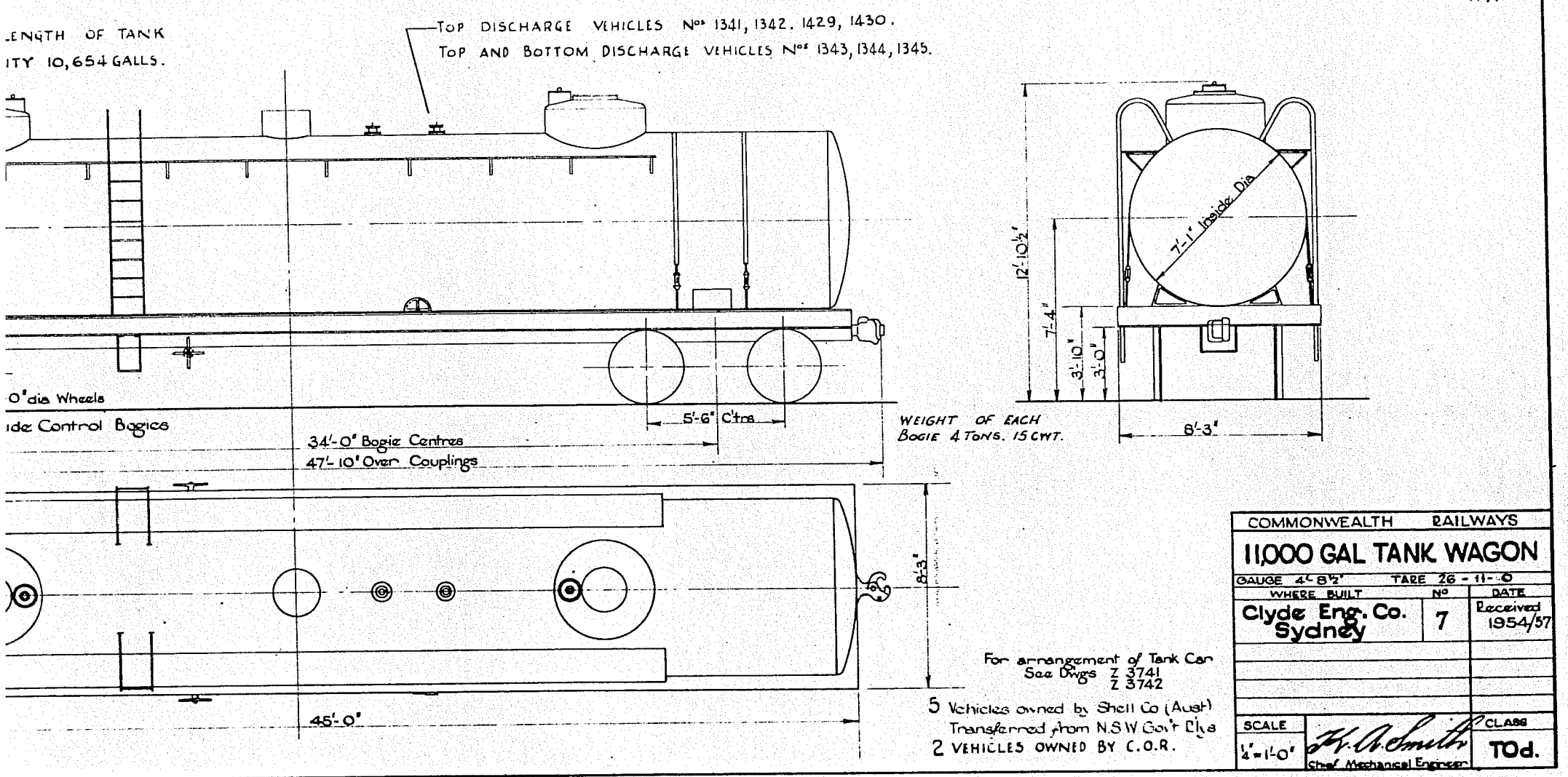
LENGTH OF TANK
ITY 10,654 GALLS.
TOP DISCHARGE VEHICLES Nos 1341, 1342. 1429, 1430.
TOP AND BOTTOM DISCHARGE VEHICLES Nos 1343, 1344, 1345.
O" dia Wheels
ide Control Bogies
5'-6" C'tres
34'-0" Bogie Centres
47'-10" Over Couplings
WEIGHT OF EACH BOGIE 4 TONS. 15 CWT.
12'-10½"
7'-1" Inside Dia
7'-4"
3'-10"
3'-0"
8'-3"
8'-3"
45'-0"
For arrangement of Tank Car See Dwgs Z 3741 Z 3742
5 Vehicles owned by Shell Co (Aust) Transferred from N.S.W. Gov't Dly
2 VEHICLES OWNED BY C.O.R.
COMMONWEALTH RAILWAYS
11,000 GAL TANK WAGON
GAUGE 4'-8½" TARE 26 - 11 - 0
WHERE BUILT
Clyde Eng. Co. Sydney
No
7
DATE
Received 1954/57
SCALE
¼" = 1'-0"
Chief Mechanical Engineer
CLASS
TOd.

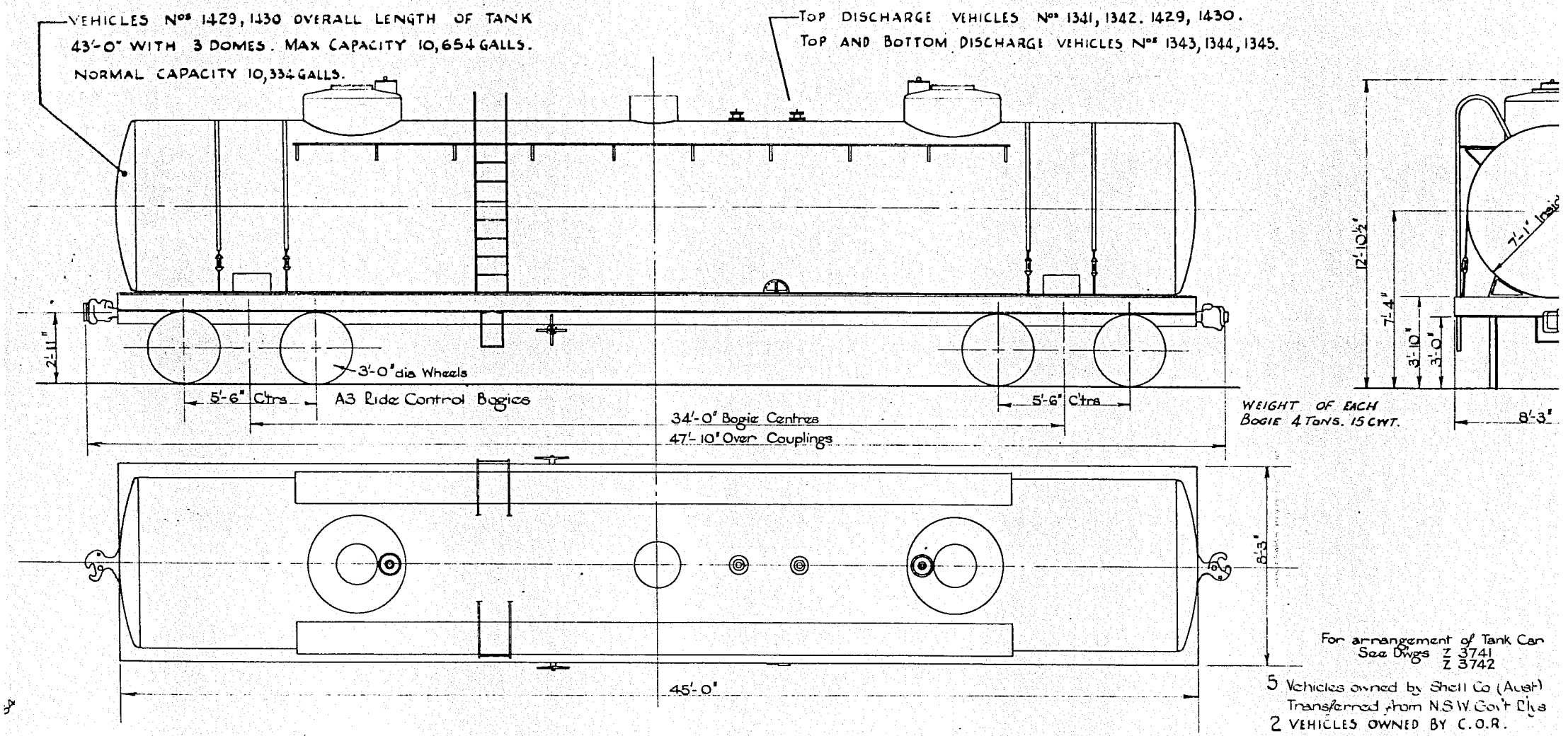

For arrangement of Tank Car
See Dwgs Z 3741
Z 3742

5 Vehicles owned by Shell Co (Aust)
Transferred from N.S.W. Gov't Rlys
2 VEHICLES OWNED BY C.O.R.

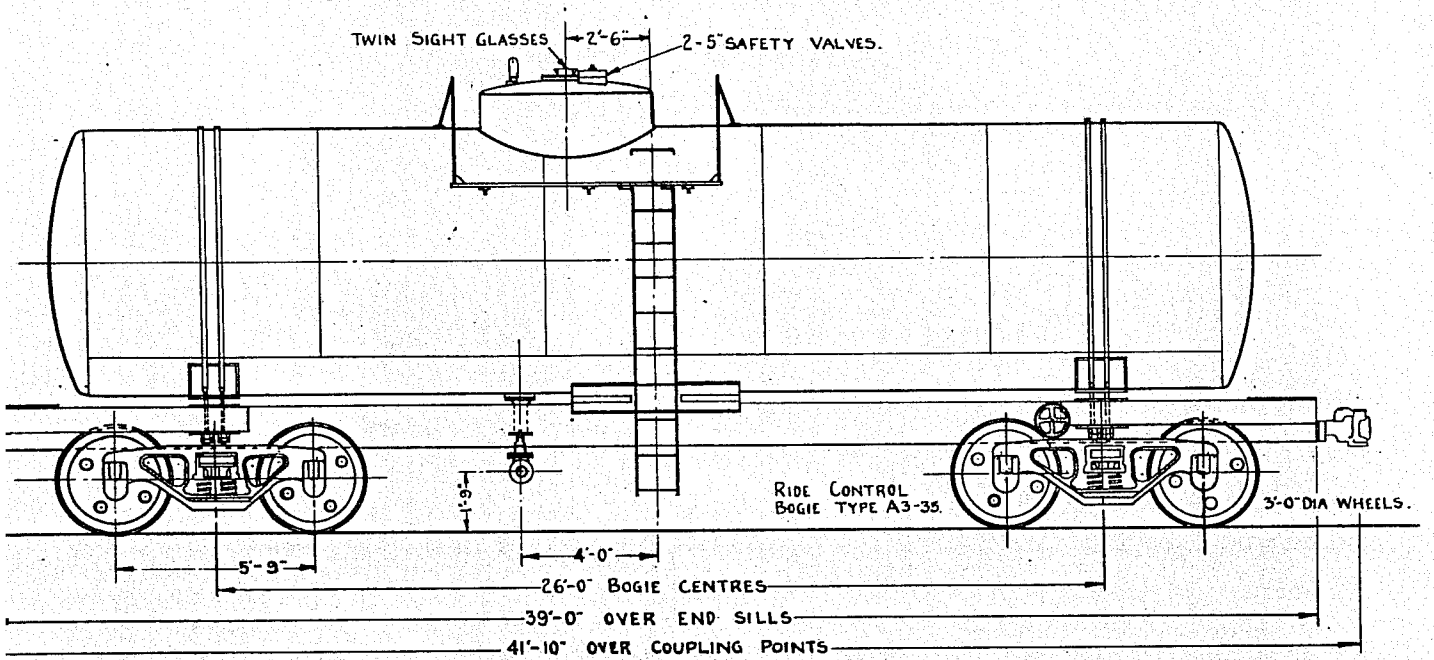

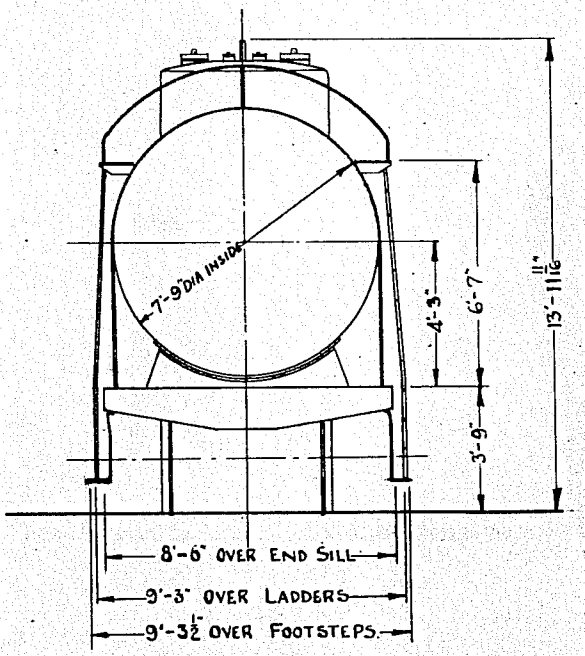

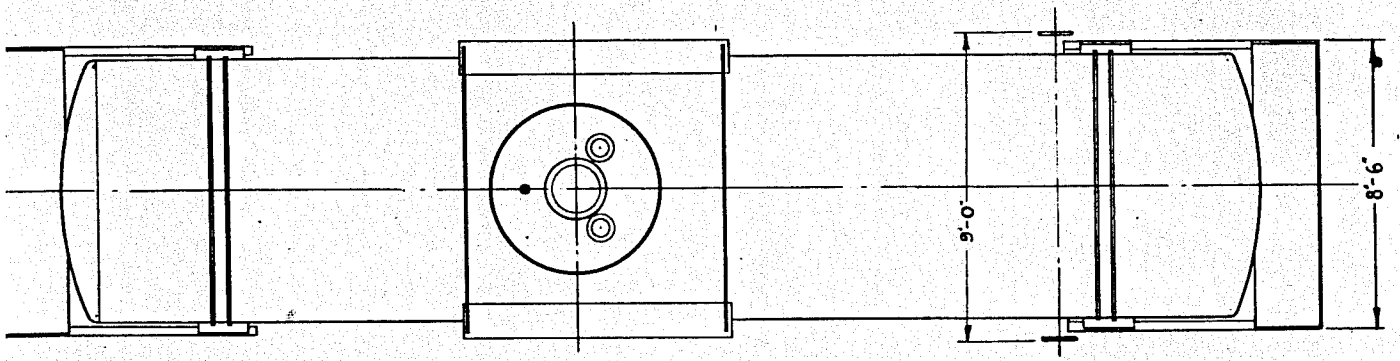

CARS Nº 1225, 1226 - PETROL ONLY
" Nº 1217-1224 - DISTILLATE "

FOR ARRANGEMENT OF TANK CAR SEE DRG AW-7037

COMMONWEALTH RAILWAYS		
10,000 GAL TANK WAGON		
GAUGE — 4'-8½" TARE — 23T 2c 1q		
WHERE BUILT	Nº	DATE
R.Y. PICKERING C° LTD. WISHAW SCOTLAND	10	1953.
& ASSEMBLED TO 31-12-53		
SCALE 1" = 1'-0" R.R.A.S	J. A. Heath ACT. Chief Mechanical Eng	CLASS. TOc

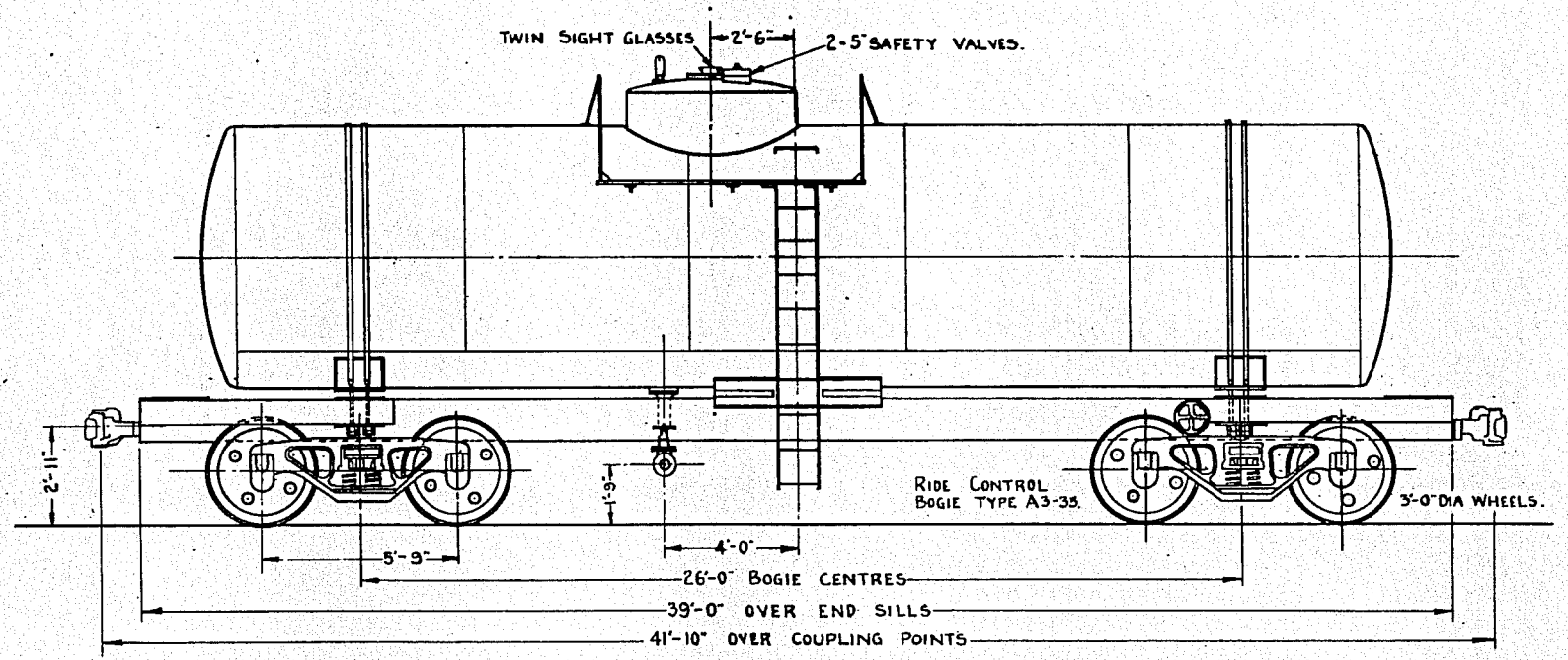

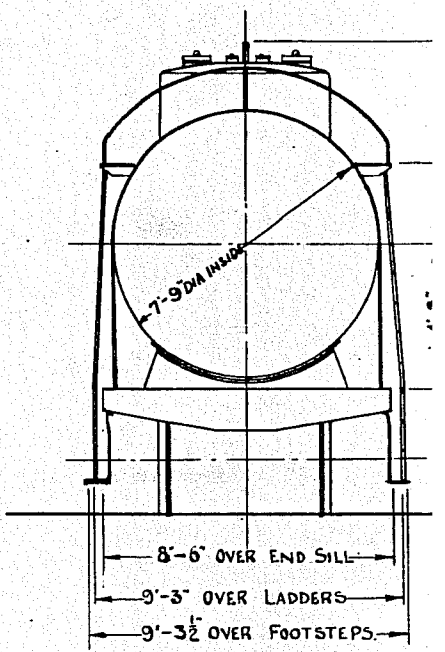

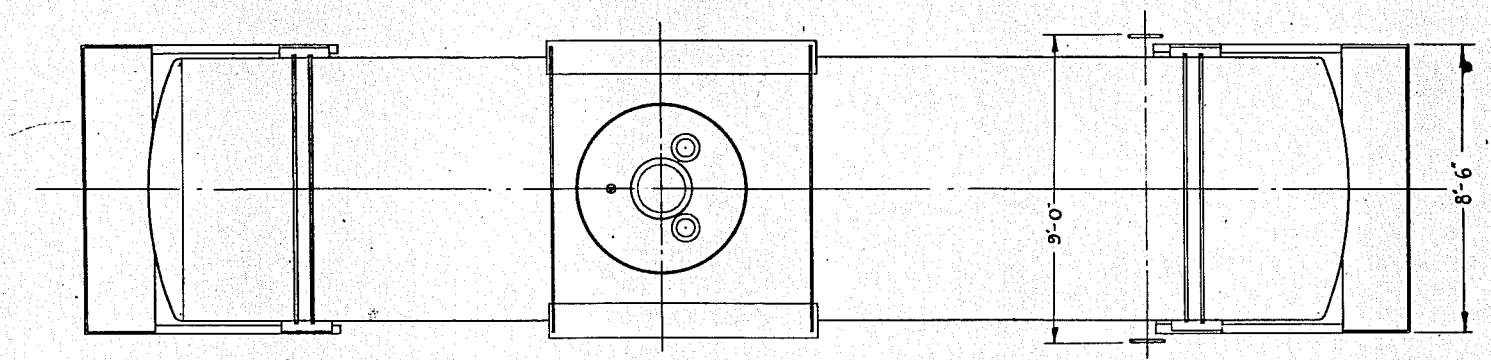

CARS Nº 1225, 1226 - PETROL ONLY
" Nº 1217-1224 - DISTILLATE "

FOR ARRANGEMENT OF TANK CAR SEE DRG AW-7037

COMMONWEAL	
10,000 GAL	
GAUGE — 4'-8½"	
WHERE BUILT	
R.Y. PICKERING C	
WISHAW SCOTL	
& ASSEMBLED TO	
SCALE 1" = 1'-0" R.R.A.S	J. Q. ACT. Chief Mec

118-B

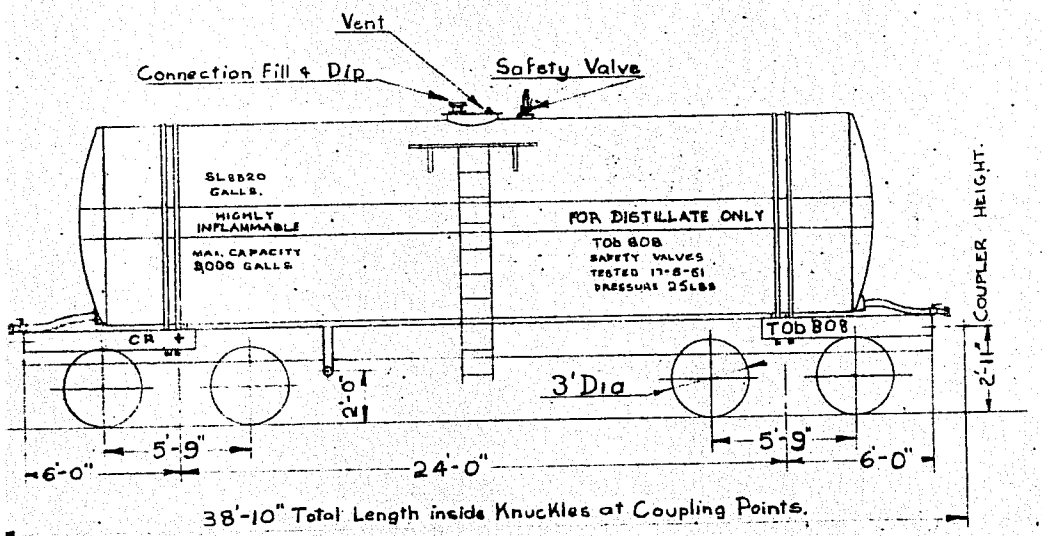

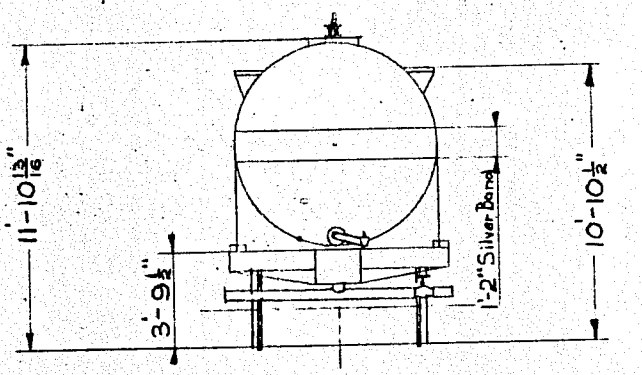

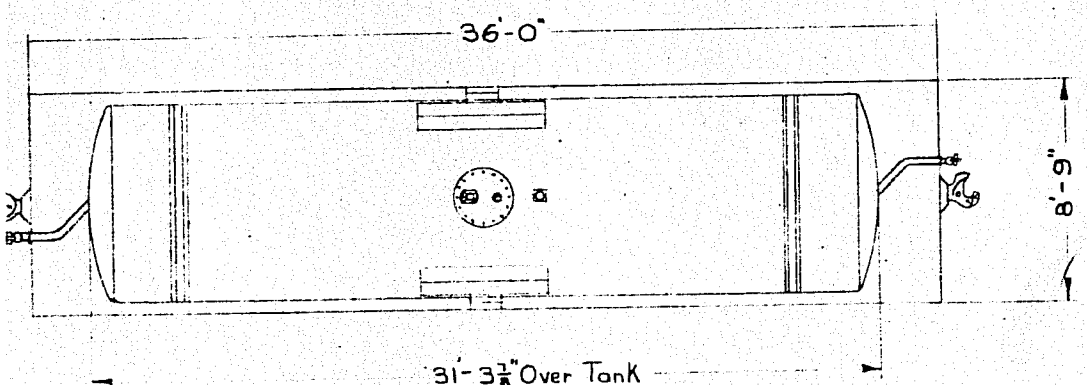

CHIEF MECHANICAL ENGINEER

COMMONWEALTH RAILWAYS		
36'-0" OIL TANK WAGON		
CLASS TOb		
4'-8½" GAUGE		
CAPACITY 9,000 GALLS.		
TARE WEIGHT 22 T 0 C 0 Q		
WHERE BUILT	No.	DATE
IN SERVICE	6	1952
	6	1954
Scale 3/16" = 1'-0"		

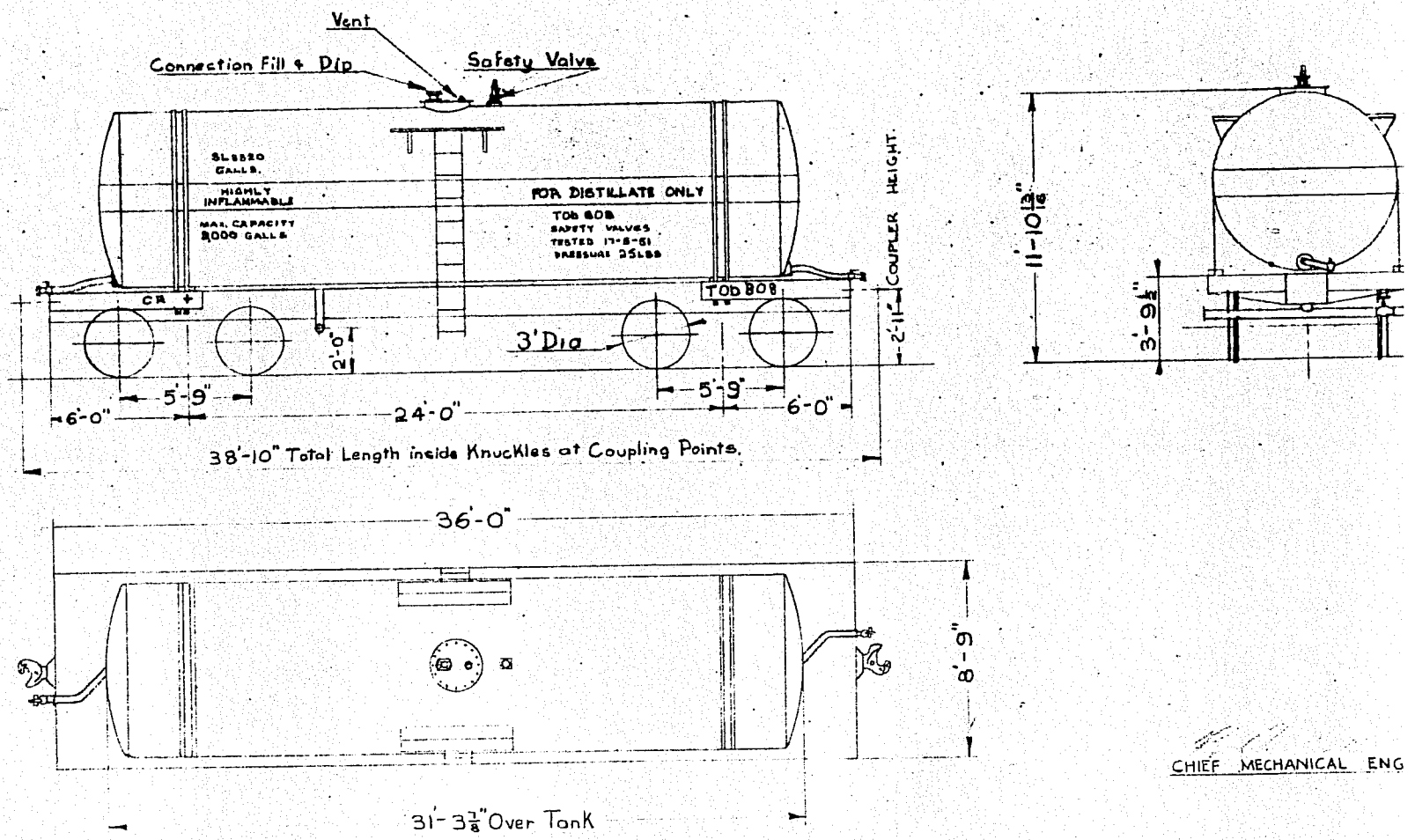

CHIEF MECHANICAL ENG

K.B.H.

119-B

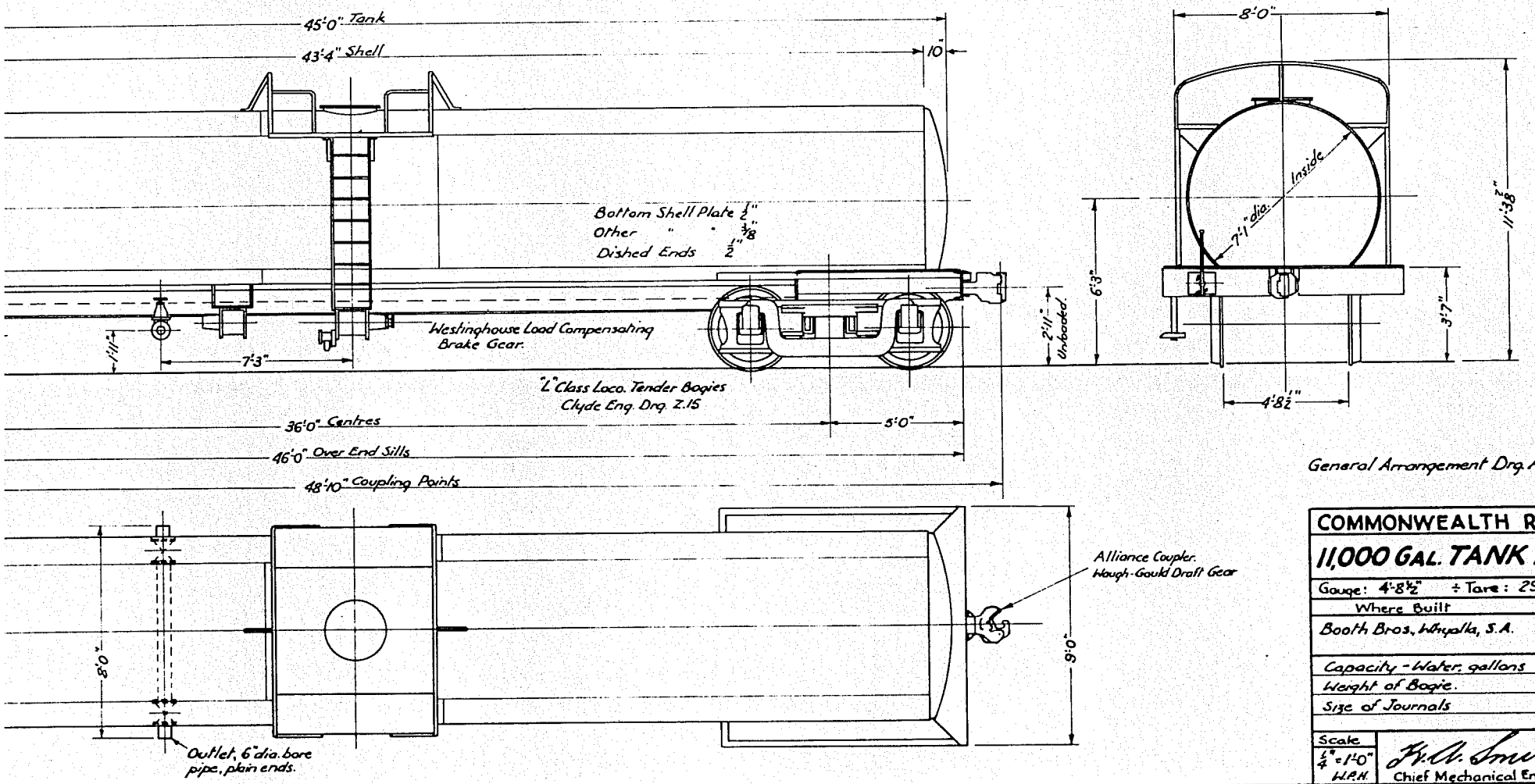

General Arrangement Drg. AW-9393.

COMMONWEALTH RAILWAYS		
11,000 GAL. TANK WAGON		
Gauge: 4'-8½" ÷ Tare: 29 ton 7 cwt.		
Where Built	No.	Date
Booth Bros, Whyalla, S.A.	10	1959
Capacity - Water: gallons		11,000
Weight of Bogie.		7 TONS 6 CWTS
Size of Journals		11" x 6½"
Scale ¼" = 1'-0" W.P.H.	F. A. Smith Chief Mechanical Engineer	Class TK

119B - A

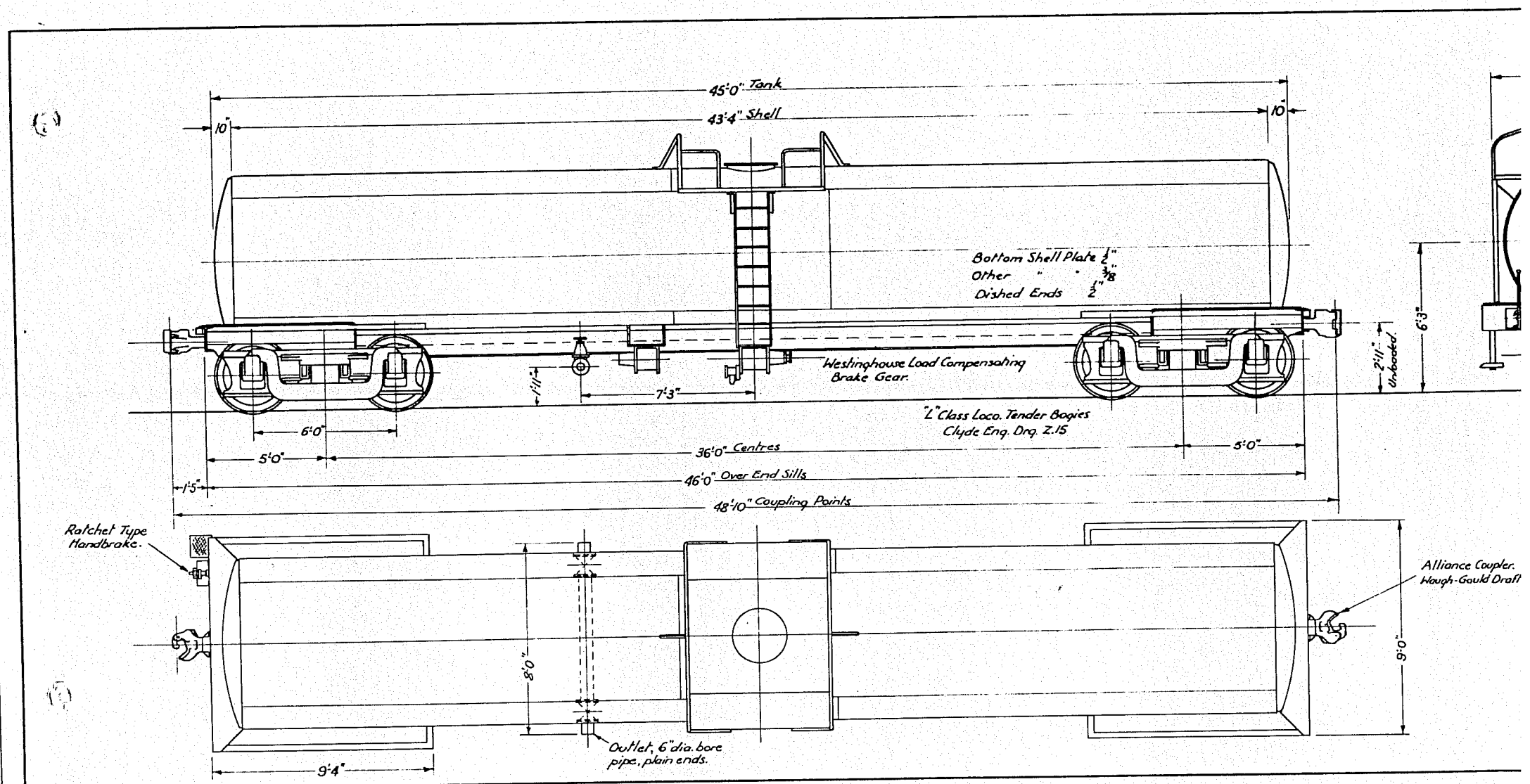
45'-0" Tank
43'-4" Shell
10"
10"
Bottom Shell Plate 1/2"
Other " " 3/8"
Dished Ends 1/2"
Westinghouse Load Compensating Brake Gear.
"L" Class Loco. Tender Bogies
Clyde Eng. Drg. Z.15
1'-11"
7'-3"
6'-0"
5'-0"
36'-0" Centres
5'-0"
1'-5"
46'-0" Over End Sills
48'-10" Coupling Points
2'-11" Unbooked.
6'-3"
Ratchet Type Handbrake.
Alliance Coupler. Hough-Gould Draft
8'-0"
9'-0"
9'-4"
Outlet, 6" dia. bore pipe, plain ends.

1192 - D

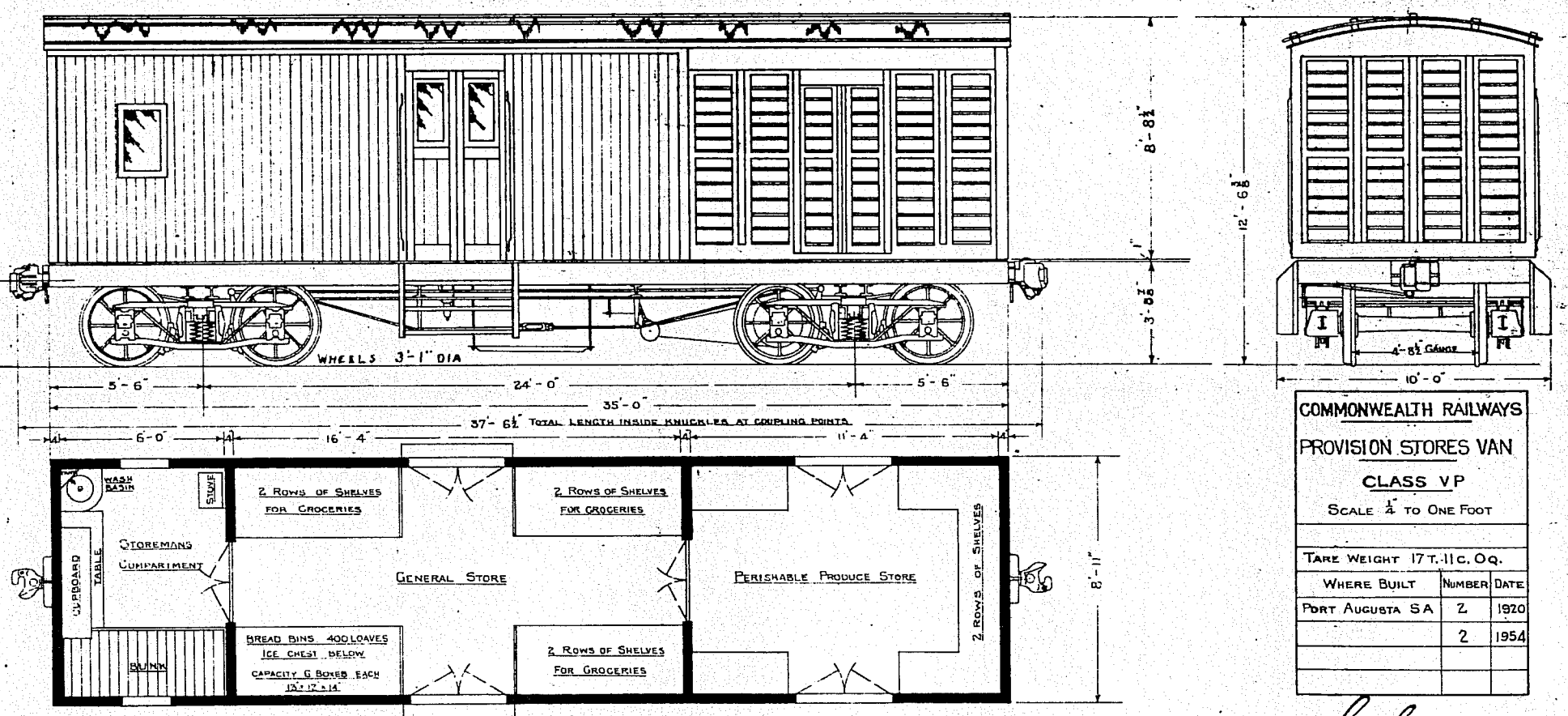

BOGIE ARRGT. DRG. 72 RS.

COMMONWEALTH RAILWAYS

PROVISION STORES VAN

CLASS VP

SCALE ¼" TO ONE FOOT

TARE WEIGHT 17 T. 11 C. 0 Q.

WHERE BUILT	NUMBER	DATE
PORT AUGUSTA SA	2	1920
	2	1954

Geo Gahan

CHIEF MECHANICAL ENGINEER

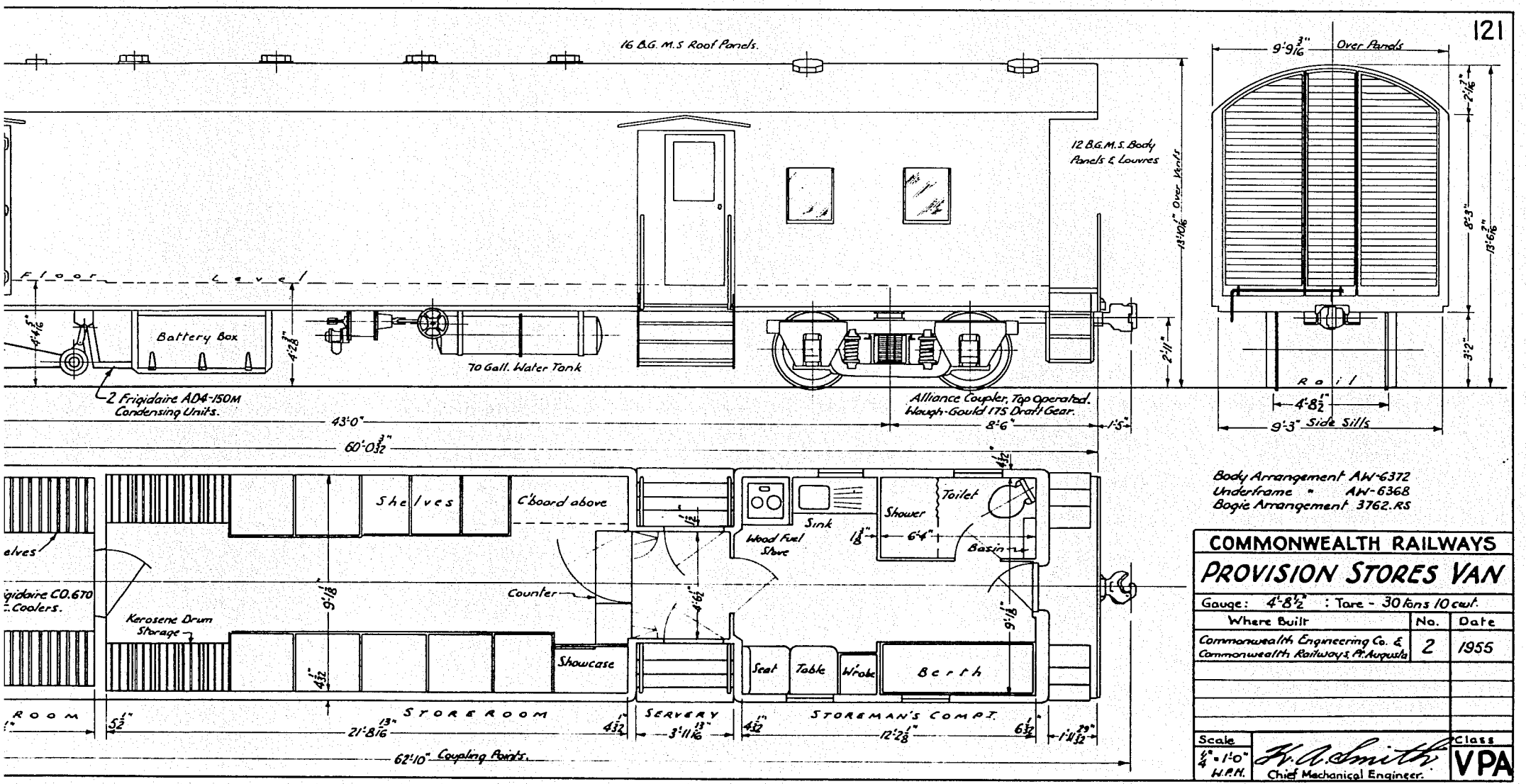

Body Arrangement AW-6372
Underframe " AW-6368
Bogie Arrangement 3762.RS

COMMONWEALTH RAILWAYS		
PROVISION STORES VAN		
Gauge: 4'-8½" : Tare - 30 tons 10 cwt.		
Where Built	No.	Date
Commonwealth Engineering Co. & Commonwealth Railways, Pt. Augusta	2	1955
Scale ¼" = 1'-0" H.P.H.	K. A. Smith Chief Mechanical Engineer.	Class VPA

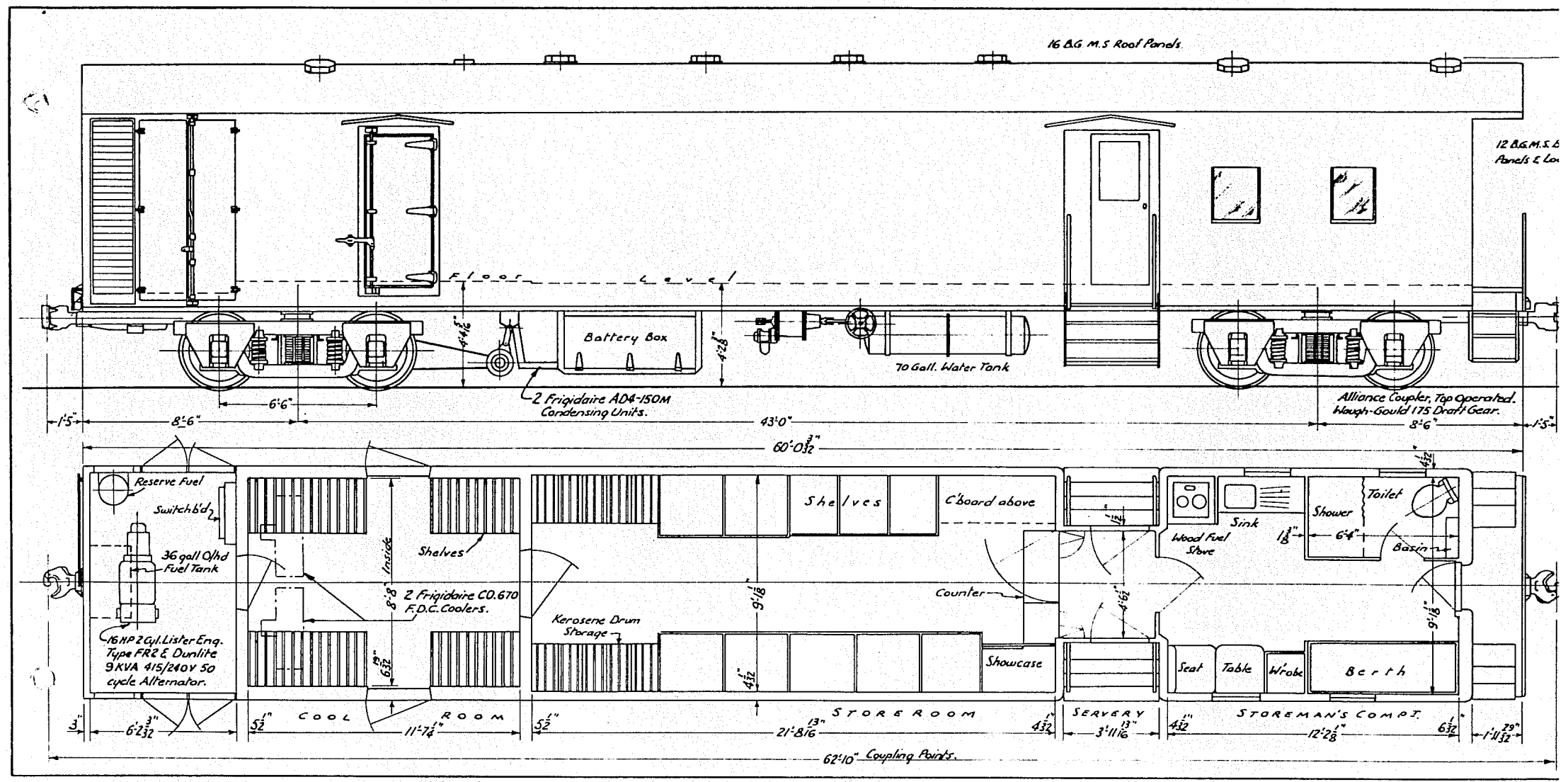
16 B.G. M.S Roof Panels.
12 B.G. M.S. R
Panels & Lo
Floor Level
Battery Box
70 Gall. Water Tank
2 Frigidaire AD4-150M
Condensing Units.
Alliance Coupler, Top Operated.
Waugh-Gould 175 Draft Gear.
1'-5"
8'-6"
6'-6"
43'-0"
60'-0 3/32"
Reserve Fuel
Switch b'd
36 gall O/hd
Fuel Tank
16 HP 2 Cyl. Lister Eng.
Type FR2 & Dunlite
9 KVA 415/240V 50
cycle Alternator.
Shelves
Inside
2 Frigidaire CO.670
F.D.C. Coolers.
COOL ROOM
Shelves
C'board above
Counter
Kerosene Drum
Storage
Showcase
STORE ROOM
SERVERY
Wood Fuel
Stove
Sink
Shower
Toilet
Basin
Seat
Table
Wrobe
Berth
STOREMAN'S COMPT.
62'-10" Coupling Points.

121-R

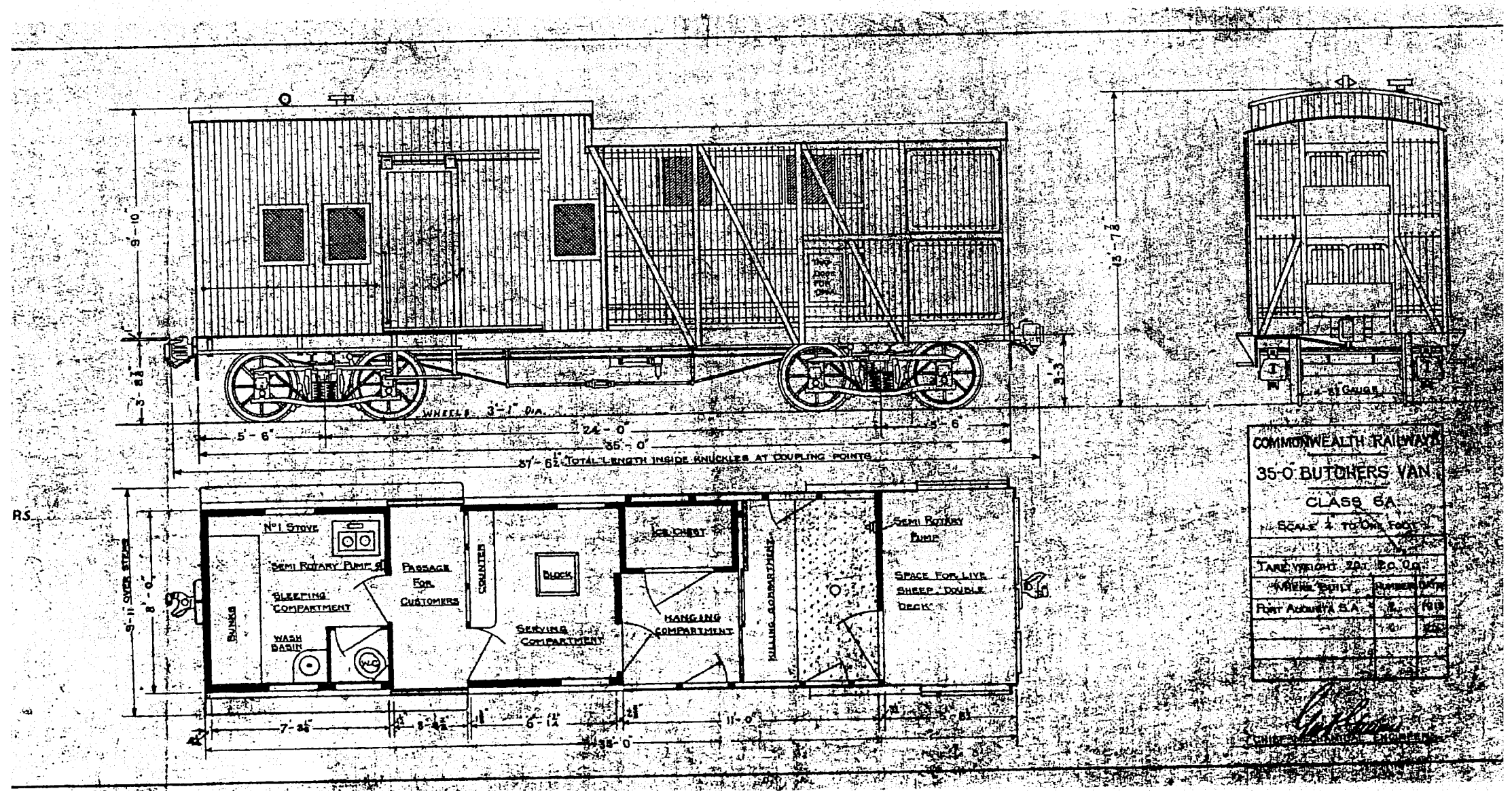

PORT AUGUSTA 2 - 1918

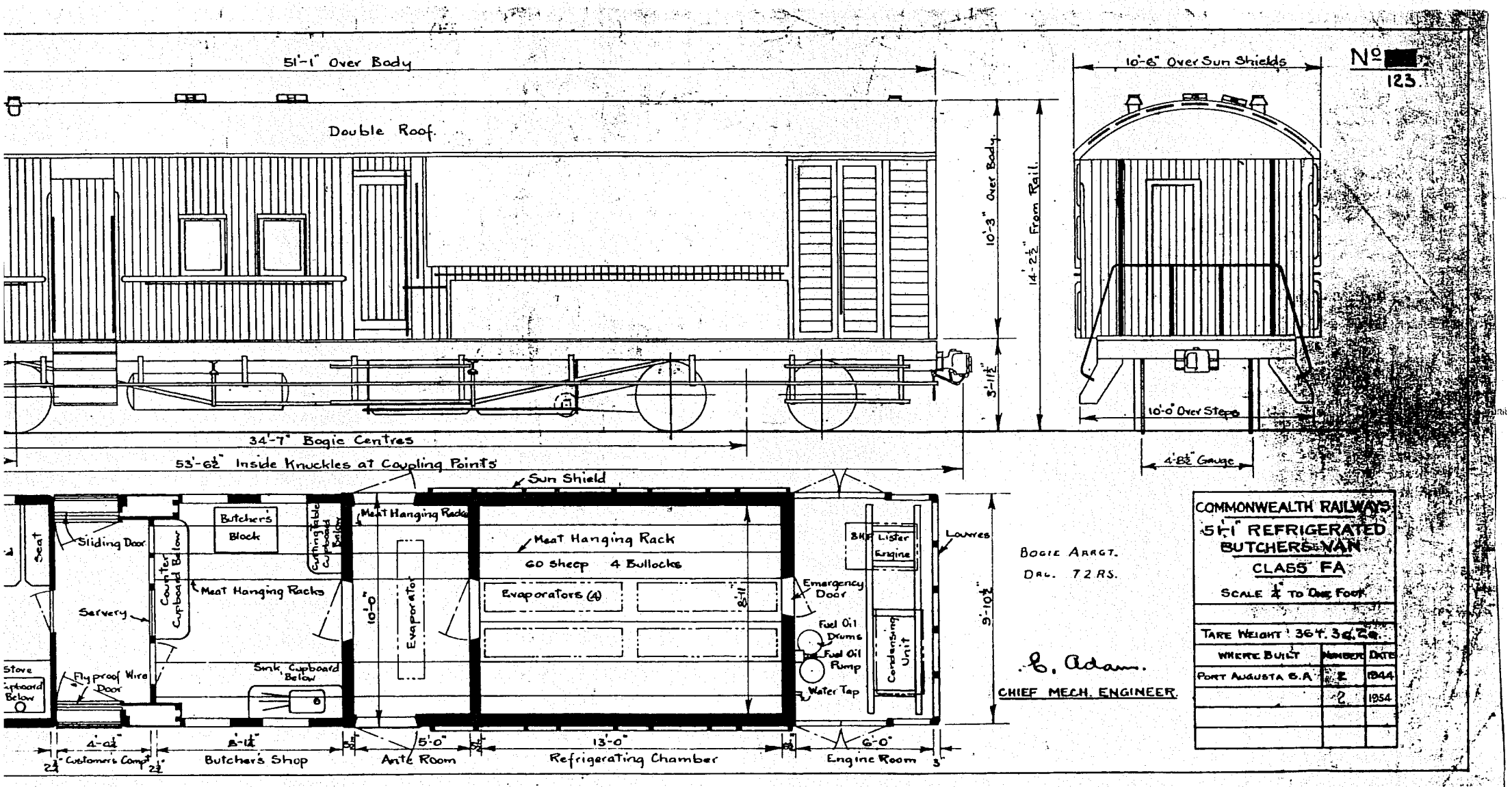
No. [redacted] 123
51'-1" Over Body
Double Roof.
10'-3" Over Body
14'-2½" From Rail.
3'-11½"
10'-6" Over Sun Shields
10'-0" Over Steps
4'-8½" Gauge
34'-7" Bogie Centres
53'-6½" Inside Knuckles at Coupling Points
Sun Shield
Seat
Sliding Door
Butchers' Block
Cutting Table Cupboard Below
Counter Cupboard Below
Meat Hanging Racks
Servery
Stove
Cupboard Below
Fly proof Wire Door
Sink, Cupboard Below
Meat Hanging Racks
10'-0"
Evaporator
Meat Hanging Rack
60 Sheep 4 Bullocks
Evaporators (4)
8'-11"
Emergency Door
8 H.P. Lister Engine
Louvres
Fuel Oil Drums
Fuel Oil Pump
Water Tap
Condensing Unit
9'-10½"
4'-0½"
2½"
Customer's Comp.
2½"
8'-1½"
Butcher's Shop
5½"
5'-0"
Ante Room
5½"
13'-0"
Refrigerating Chamber
6½"
6'-0"
Engine Room
3"
Bogie Arrgt.
Drl. 72 RS.
C. Adam.
Chief Mech. Engineer
Commonwealth Railways
51'-1" Refrigerated Butchers Van
Class FA
Scale ¼" to One Foot
Tare Weight 36t. 3cwt. 2qr.
Where Built
Number
Date
Port Augusta S.A.
2
1944
2
1954

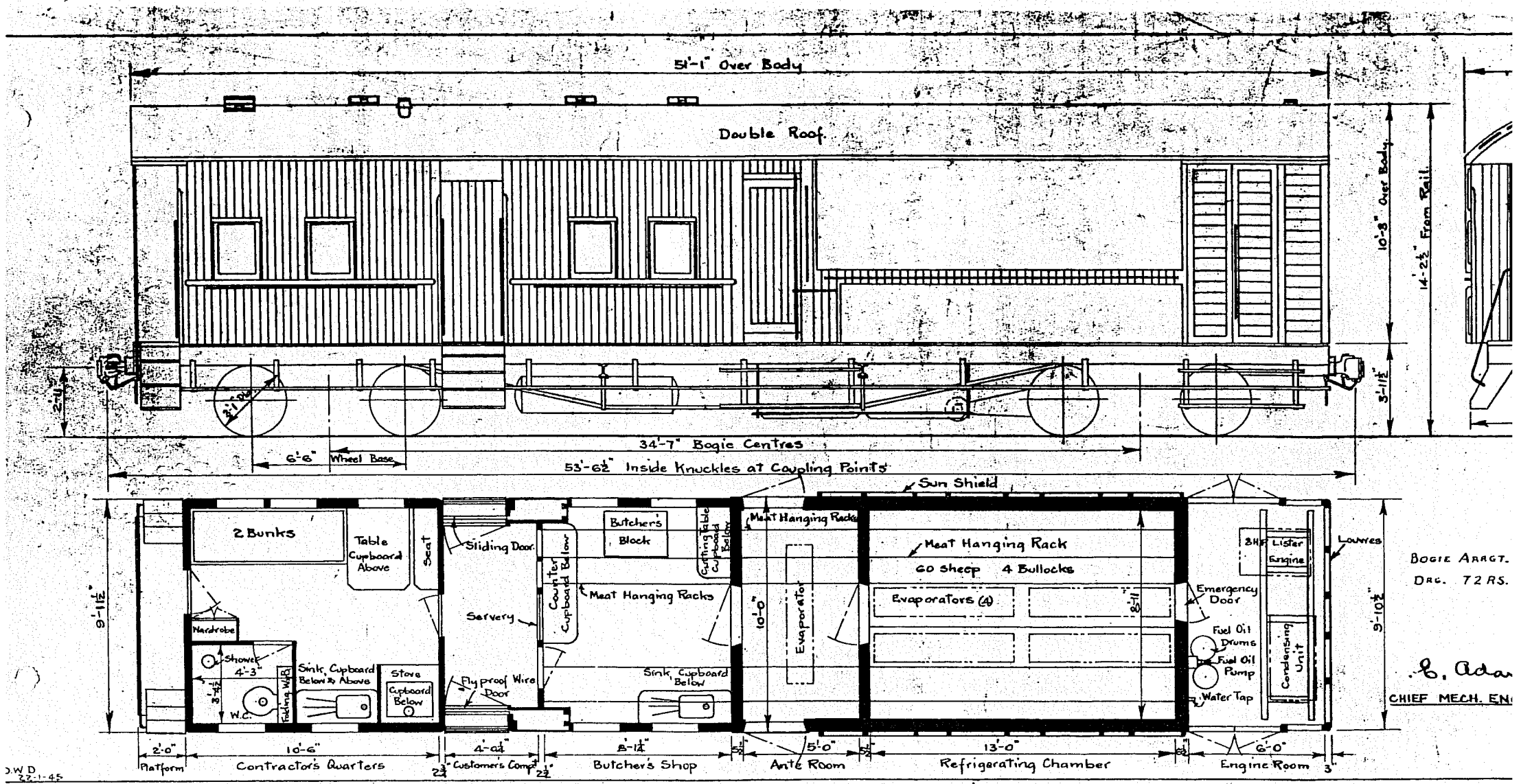
51'-1" Over Body
Double Roof
10'-3" Over Body
14'-2½" From Rail
3'-11½"
2'-11"
2'-1" Dia
6'-6" Wheel Base
34'-7" Bogie Centres
53'-6½" Inside Knuckles at Coupling Points
Sun Shield
2 Bunks
Table Cupboard Above
Seat
Sliding Door
Wardrobe
Shower 4'-3"
Sink, Cupboard Below & Above
Folding W.B.
W.C.
Store Cupboard Below
Fly proof Wire Door
Servery
Counter Cupboard Below
Butcher's Block
Meat Hanging Racks
Cutting Table Cupboard Below
Sink, Cupboard Below
Meat Hanging Racks
Evaporator
Meat Hanging Rack
60 Sheep 4 Bullocks
Evaporators (4)
Emergency Door
Fuel Oil Drums
Fuel Oil Pump
Water Tap
3HP Lister Engine
Condensing Unit
Louvres
9'-11½"
10'-0"
8'-11"
9'-10½"
2'-0" Platform
10'-6" Contractor's Quarters
4'-0¼"
2¾" Customer's Compt 2¾"
8'-1¼" Butcher's Shop
5½"
5'-0" Ante Room
5½"
13'-0" Refrigerating Chamber
6½"
6'-0" Engine Room
3"
Bogie Arrgt.
Drg. 72 RS.
C. Adam
Chief Mech. Eng.
D.W.D.
22-1-45

ployees Van and

31: ME 1298 of 19-3-51

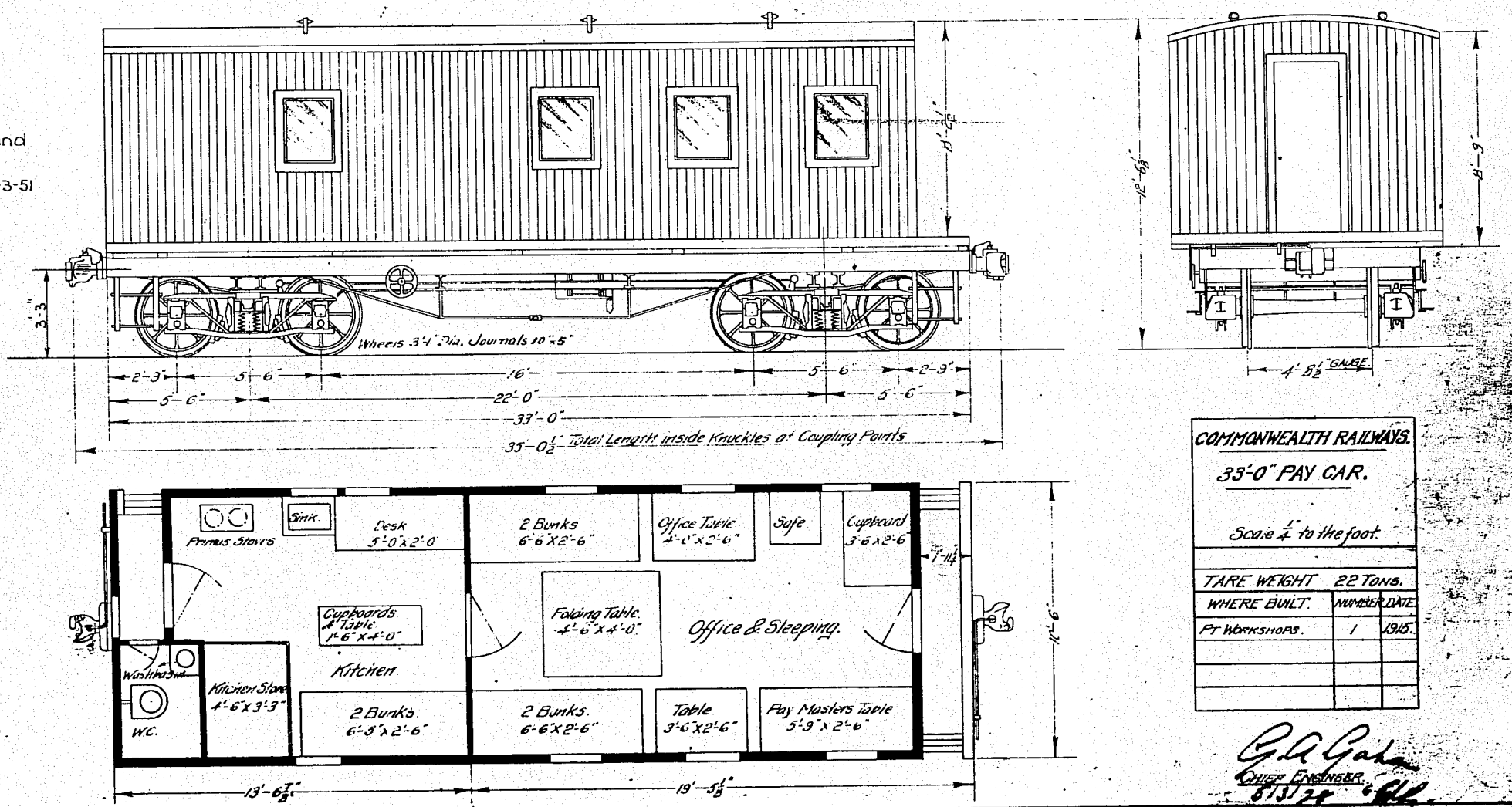

COMMONWEALTH RAILWAYS.

33'-0" PAY CAR.

Scale ¼" to the foot.

TARE WEIGHT	22 TONS.	
WHERE BUILT.	NUMBER	DATE
Pt WORKSHOPS.	1	1916.

G.A. Gahan
CHIEF ENGINEER.
8/3/28

12 RS.

Used as Employees Van and
Classified E31: ME 1298 of 19-3-51

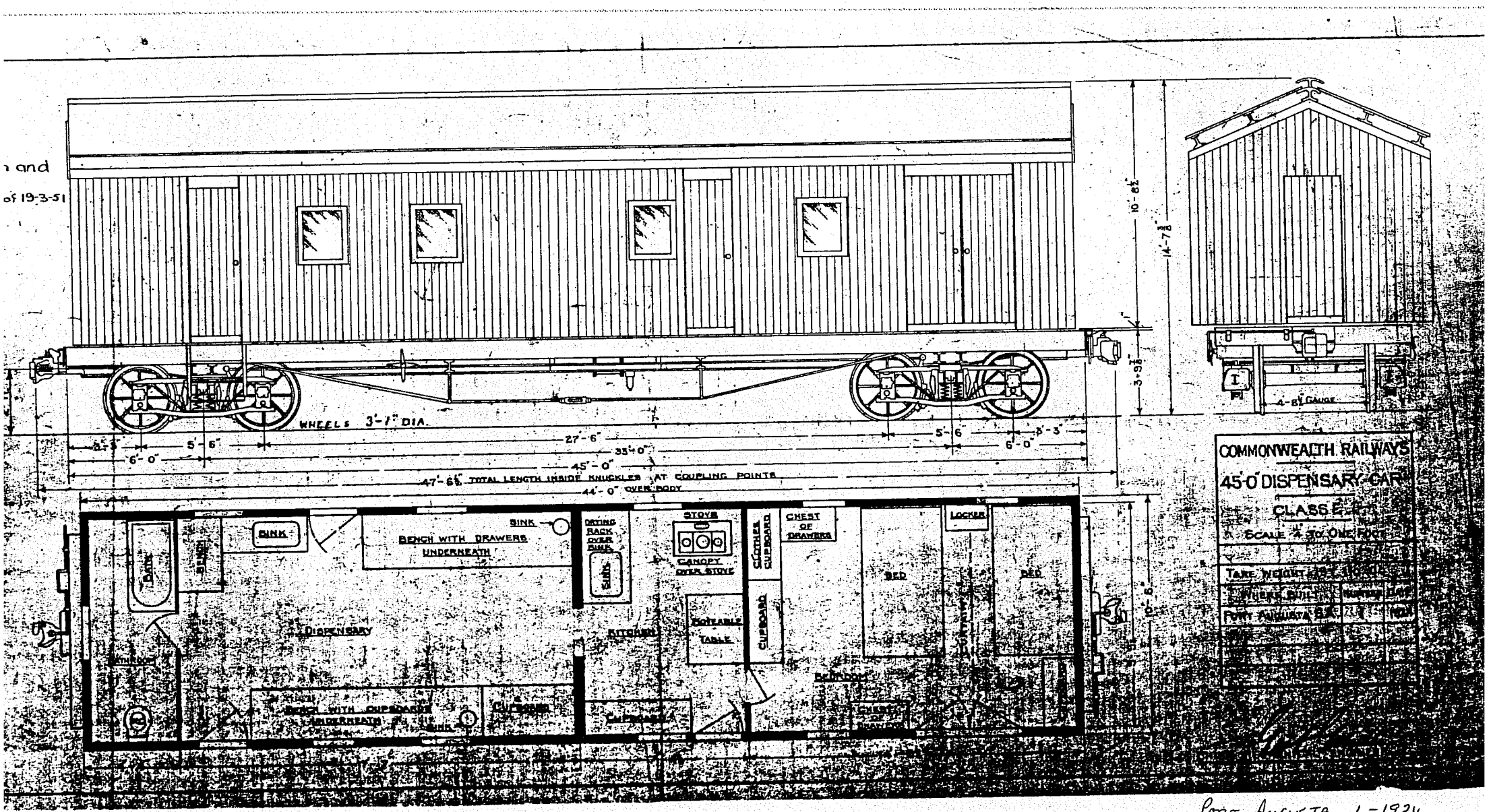

PORT AUGUSTA 1-1924.

NOTE: Car taken out of traffic 1933

126-A

[be
Used as Employees Van and
Classified E641: ME1298 of 19-3-51

BOGIE ARRGT. DRG. T2 RS.

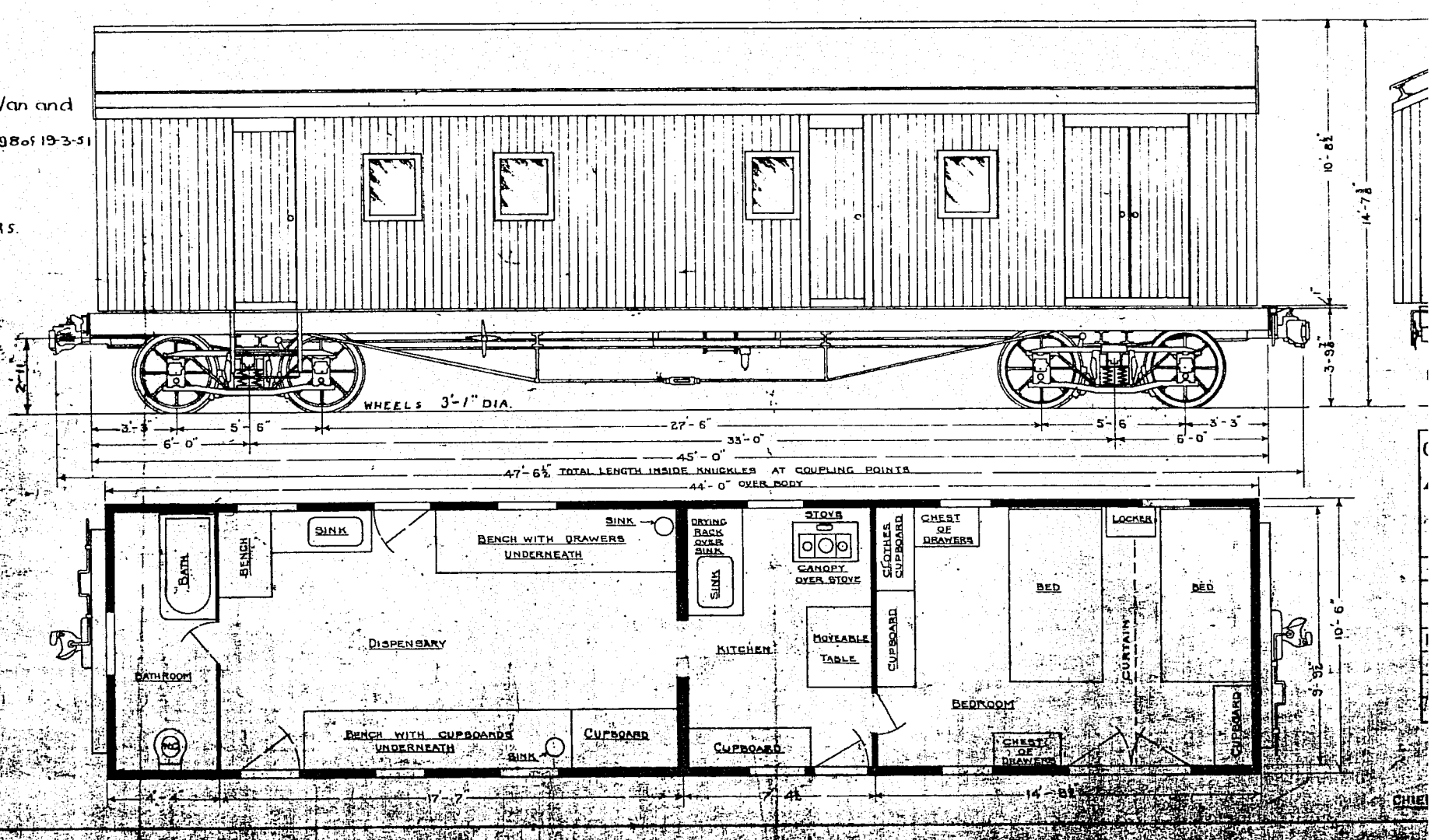

am represents
in 1926.
built in 1922
es and no
the sleeping
nt.

RS.

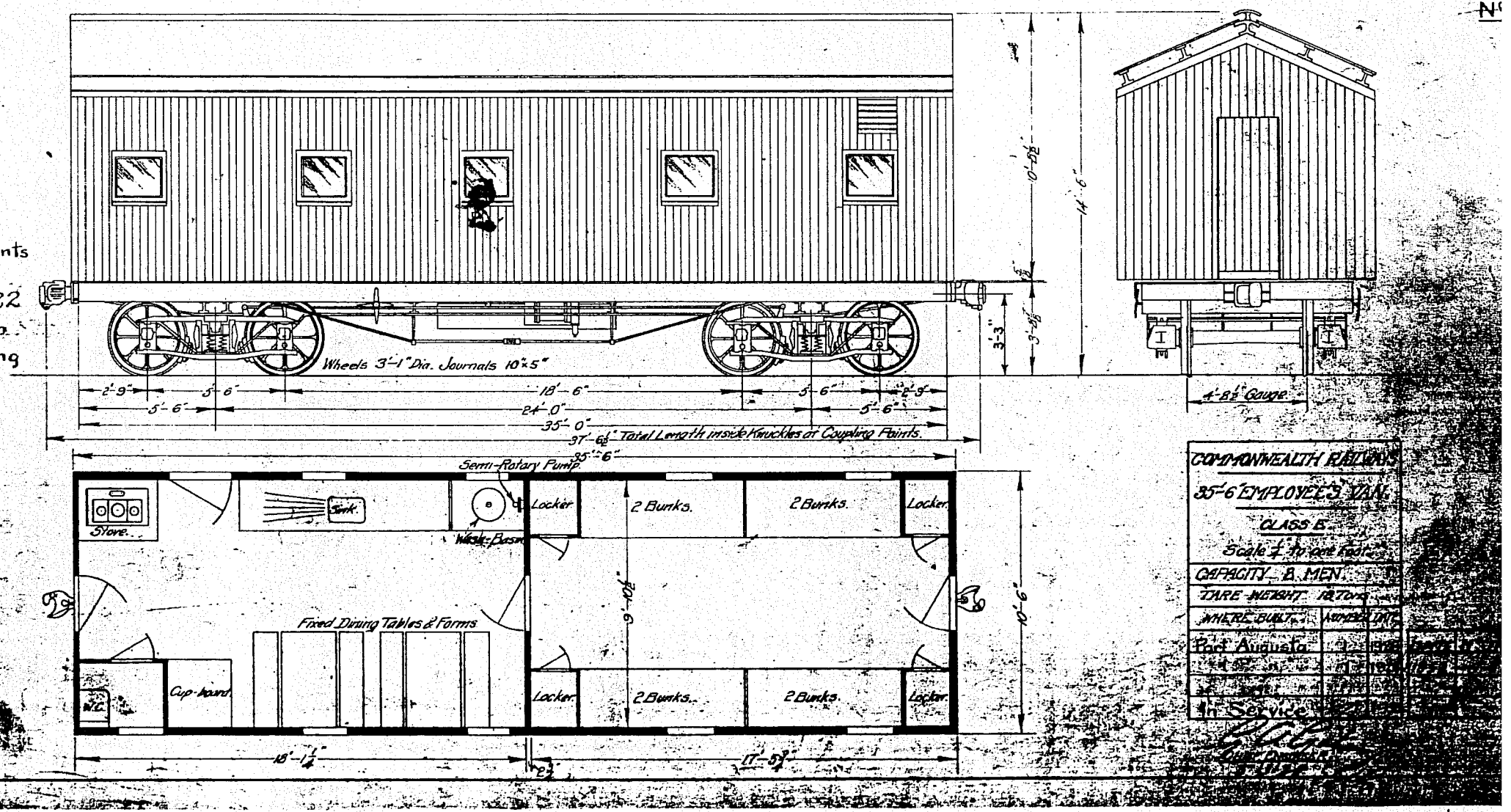

NOTE: This diagram represents the van built in 1926
The van built in 1922 has 3 tables and no
lockers in the sleeping compartment.

PORT AUGUSTA - 1-1926
" 1-1922.

In Service 2-1930
" 1-1952

11.11.27.

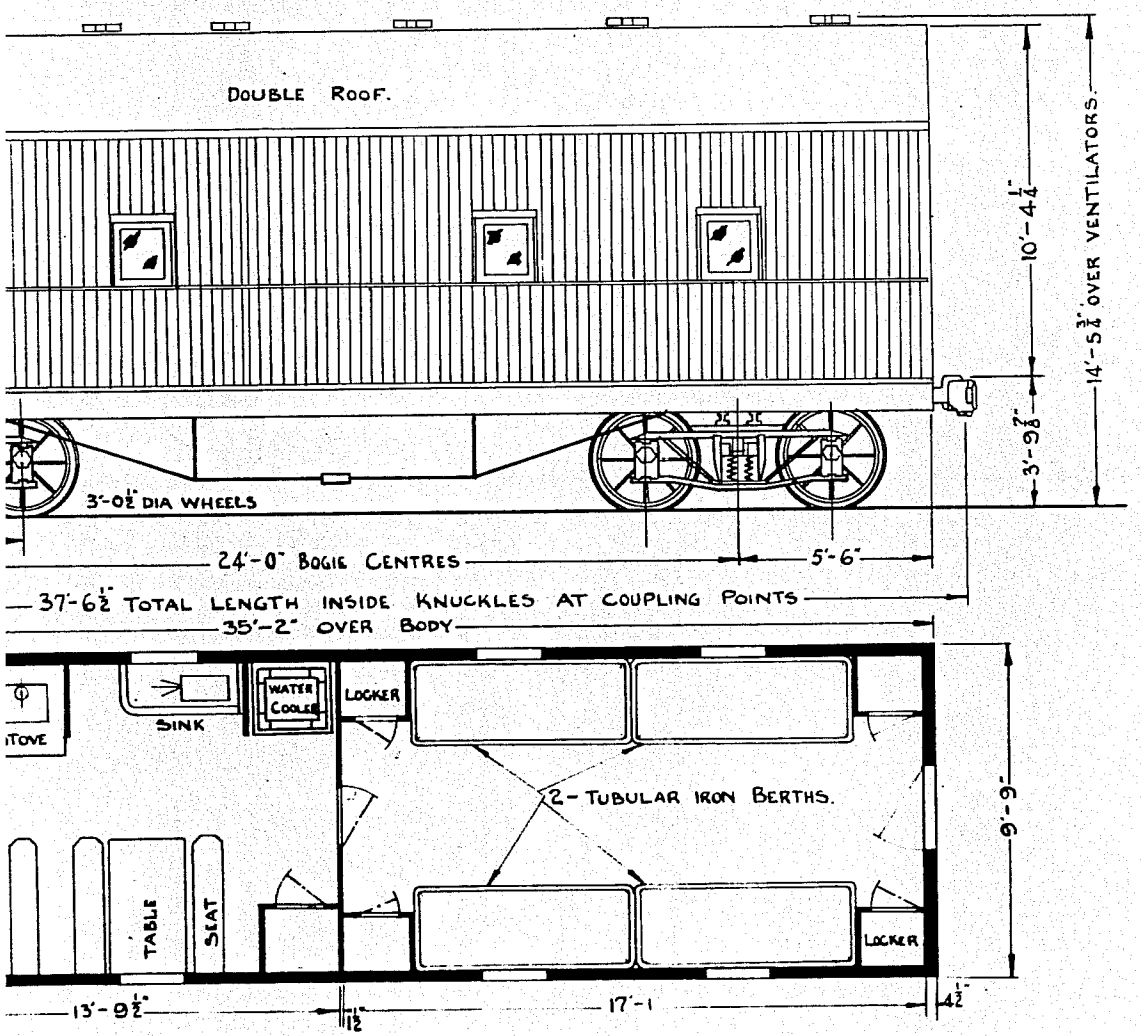

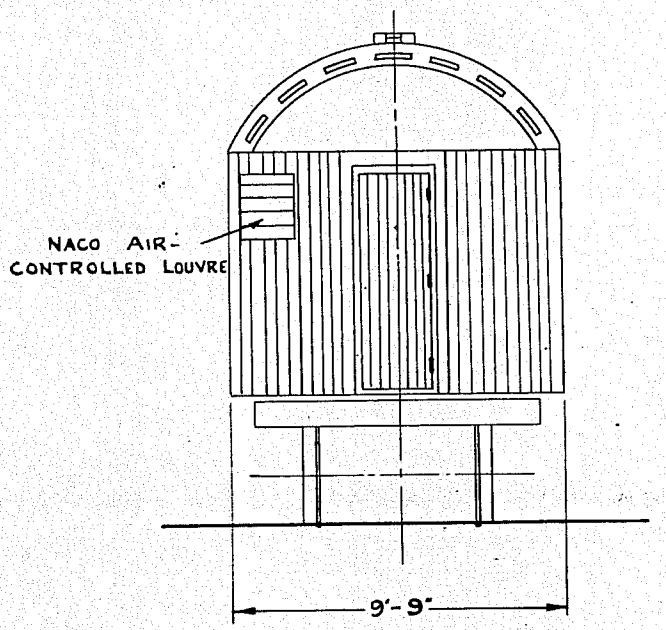

COMMONWEALTH RAILWAYS		
EMPLOYEES VAN		
GAUGE - 4'-8½" TARE - 18T 14c 0q		
WHERE BUILT	No	DATE
COMMONWEALTH RAILWAYS PORT AUGUSTA	1	1947 ✓
CAPACITY 8 MEN		
SCALE ¼"=1'-0" R.R.A.S	A. Heath Chief Mech. Engineer	CLASS EA

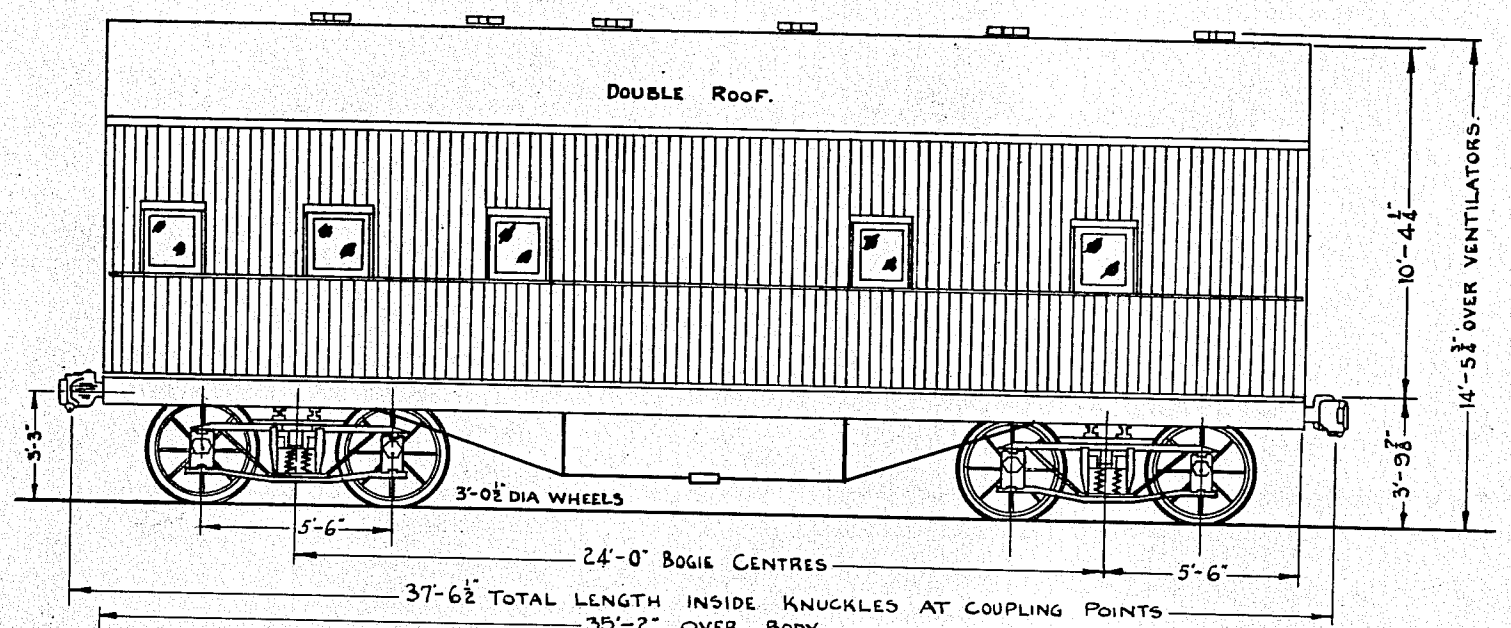
DOUBLE ROOF.
10'-4¼"
14'-5¾" OVER VENTILATORS.
3'-9⅞"
5'-3"
3'-0½" DIA WHEELS
5'-6"
24'-0" BOGIE CENTRES
5'-6"
37'-6½" TOTAL LENGTH INSIDE KNUCKLES AT COUPLING POINTS
35'-2" OVER BODY

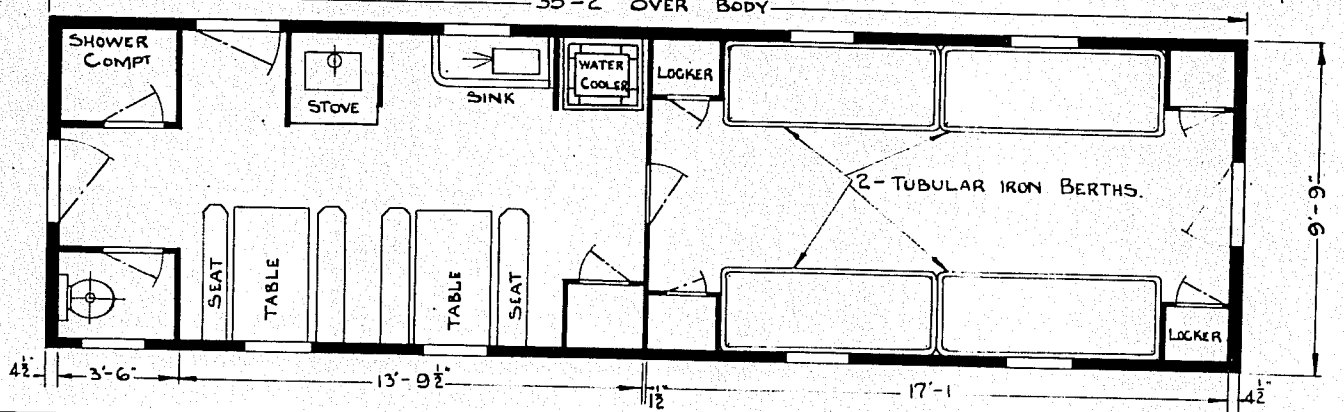
SHOWER COMPT
STOVE
SINK
WATER COOLER
LOCKER
2-TUBULAR IRON BERTHS.
SEAT
TABLE
TABLE
SEAT
LOCKER
9'-9"
4½"
3'-6"
13'-9½"
1½"
17'-1
4½"

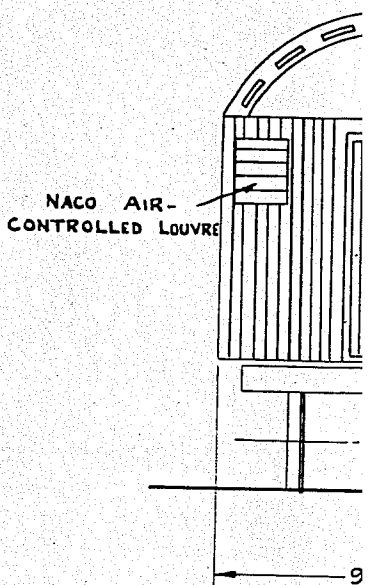
NACO AIR-CONTROLLED LOUVRE

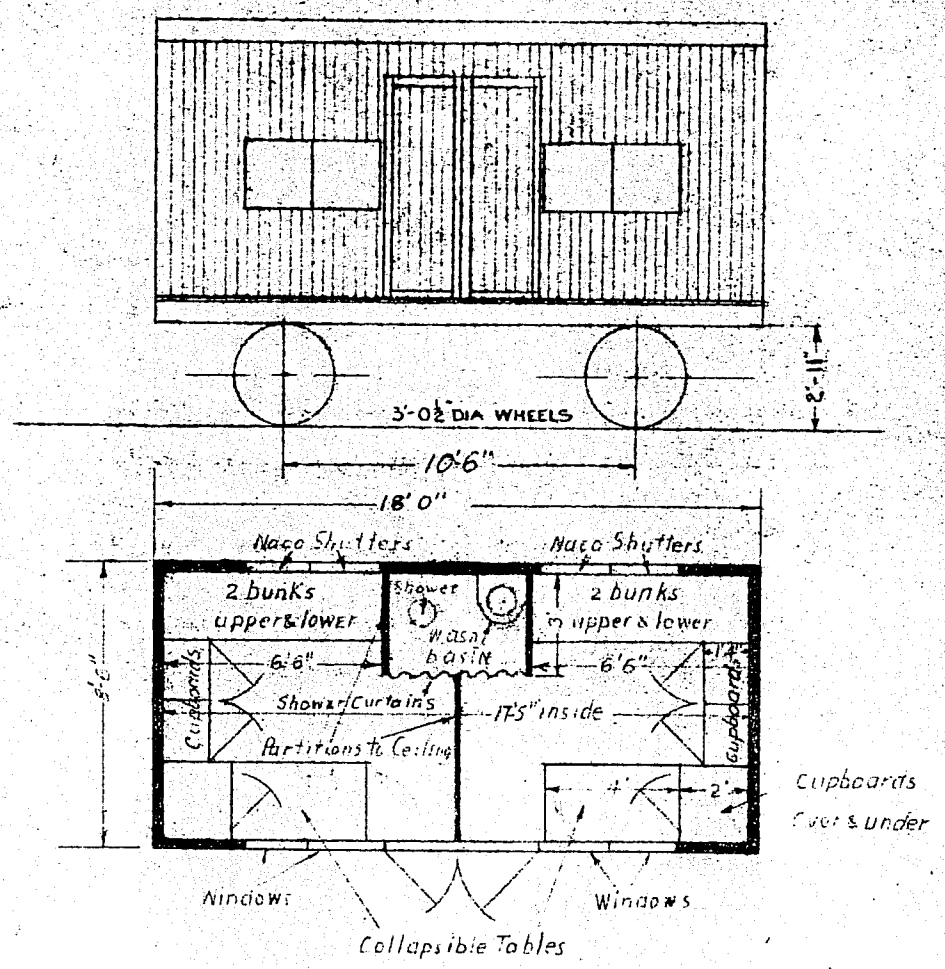

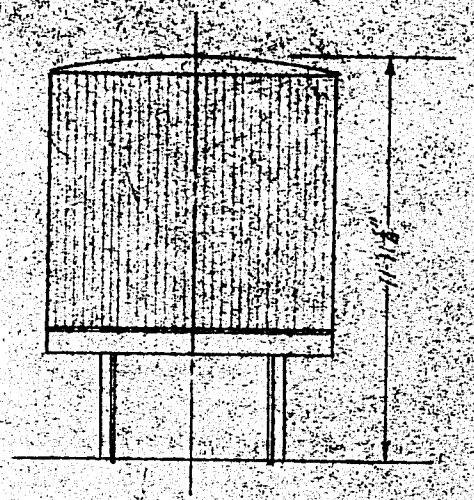

E.S206 CONVERTED FR
WAGON.
BODIES OF E.S. 671 AN
ON T.S.B. UNDERFRAM

ARRGT OF BODY 512 RS.
ARRGT OF U/FRAME 472 RS.

H. A. Smith
CHIEF MECHANICAL ENGINEER

COMMONWEALTH RAIL	
EMPLOYEES VAN	
CLASS E.S.	
4'-8½" GAUGE	
TARE WEIGHT 7T 1C	
WHERE BUILT	N
C'WEALTH RAILWAYS	

SCALE: ¼" = 1 FOOT.

E.S206 Converted from E.S wagon
Bodies of E.S 671 and E.S 702
on T.S.B underframes

C'WEALTH R/W 3 - 1949
3 - 1954

129

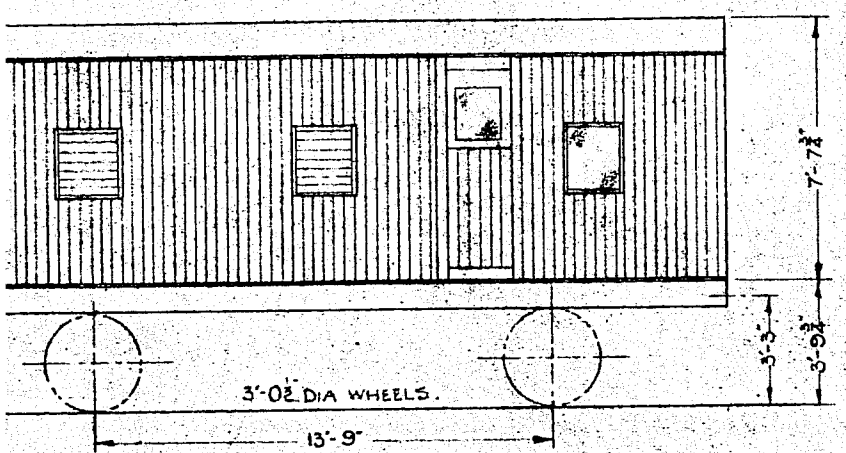

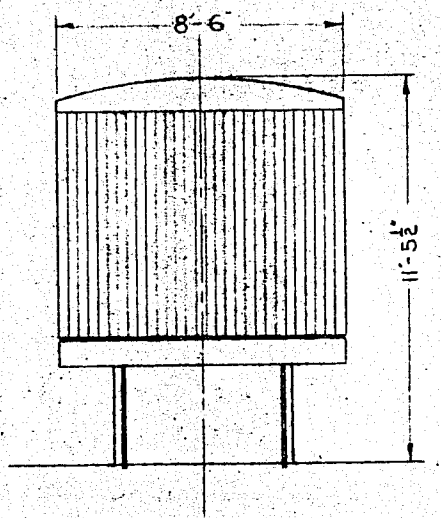

CONVERTED FROM Y.S.B.VAN.

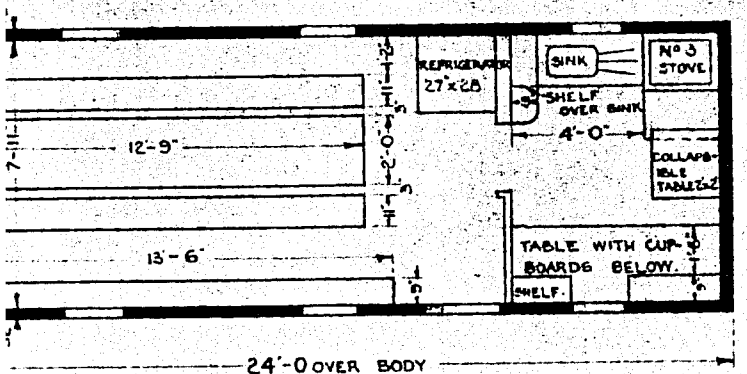

K. A. Smith
CHIEF MECHANICAL ENGINEER.

COMMONWEALTH RAILWAYS		
EMPLOYEES VAN		
CLASS E.Q.S.		
4'8½" GAUGE		
TARE WEIGHT 10T 8c 1q		
WHERE BUILT	No	DATE
C'WEALTH RAILWAYS	1	1949.
	1	1954

SCALE ¼" = 1 FOOT

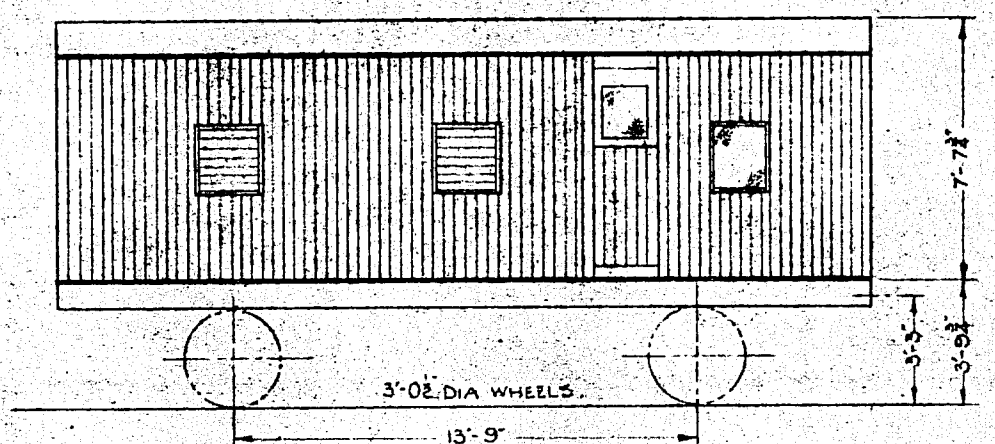

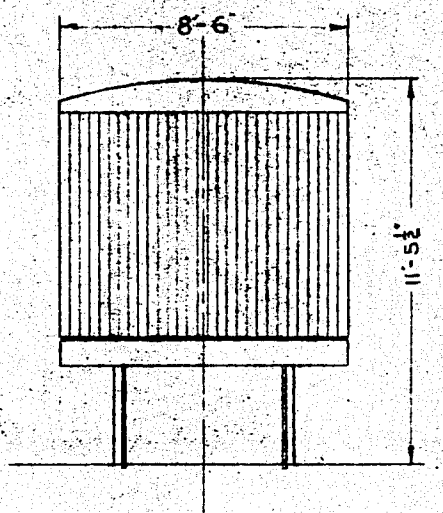

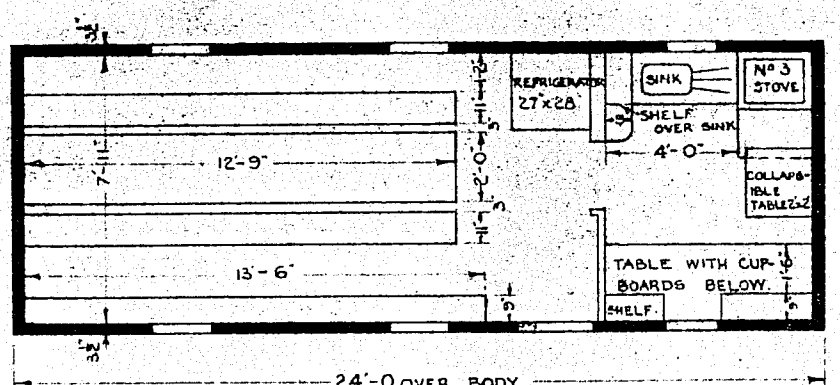

K. A. Smith.
CHIEF MECHANICAL ENGINEER.

CON

130-R

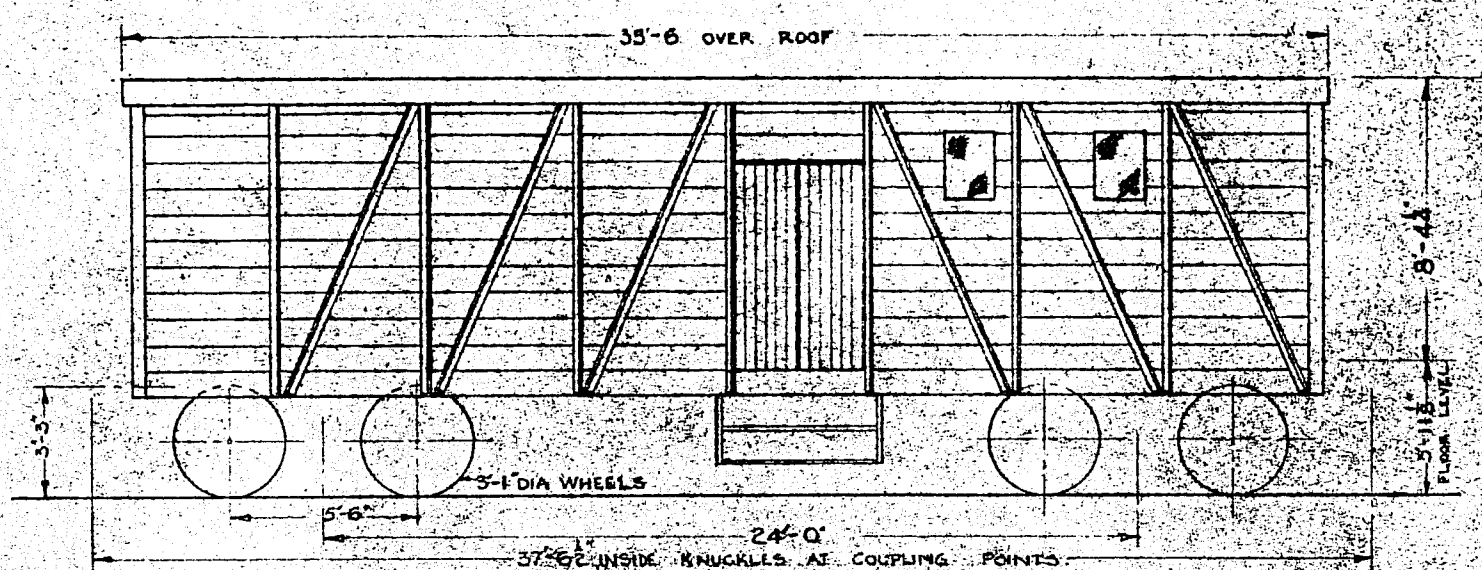



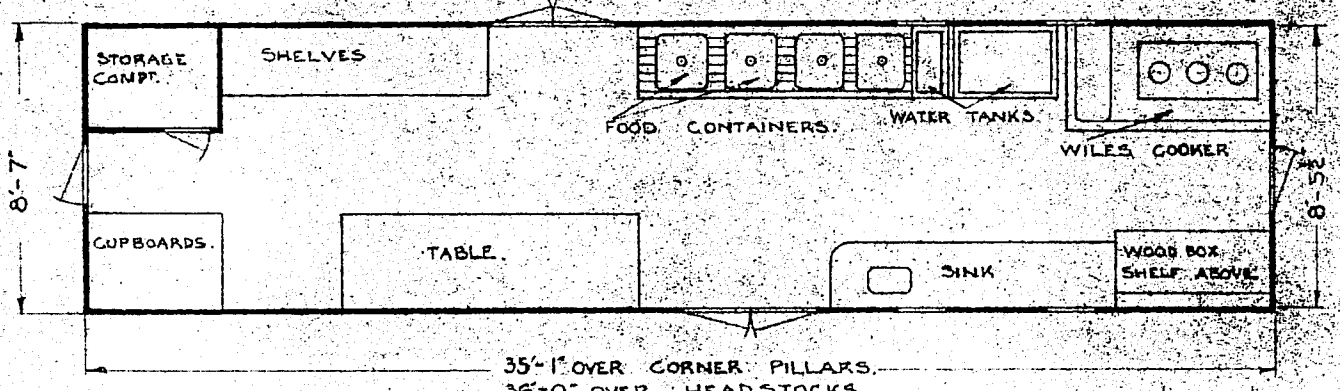

ARRG^T OF BOGIE 39

COMMONWEALTH RAI
MOBILE KITCHEN
CLASS KE
4'-8½" GAUGE

TARE WEIGHT 20T 16	
WHERE BUILT	No.
C'WEALTH RAILWAYS	1
	1

SCALE ¼" = 1 FOOT

H. A. Smith
CHIEF MECHANICAL ENGINEER

C'WEALTH R/W 1 194
1 1954

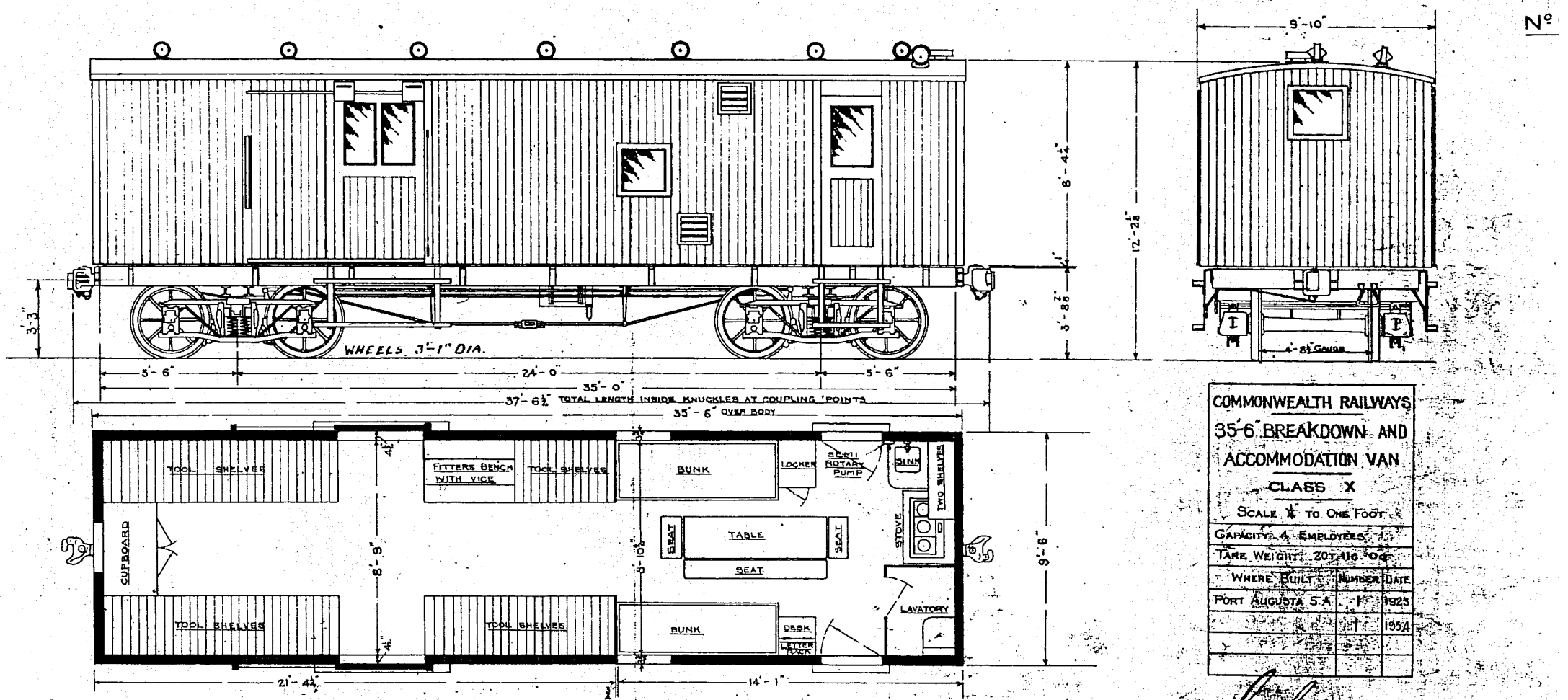
No
WHEELS 3'-1" DIA.
3'-3"
5'-6"
24'-0"
5'-6"
35'-0"
37'-6½" TOTAL LENGTH INSIDE KNUCKLES AT COUPLING POINTS
35'-6" OVER BODY
8'-4½"
12'-2½"
3'-8½"
9'-10"
4'-8½ GAUGE
TOOL SHELVES
FITTERS BENCH WITH VICE
TOOL SHELVES
BUNK
LOCKER
SEMI ROTARY PUMP
SINK
TWO SHELVES
CUPBOARD
SEAT
TABLE
SEAT
SEAT
STOVE
LAVATORY
TOOL SHELVES
TOOL SHELVES
BUNK
DESK
LETTER RACK
8'-9"
9'-6"
21'-4½"
14'-1"
BOGIE ARRGT. DRG. 72 RS.
COMMONWEALTH RAILWAYS
35'-6" BREAKDOWN AND ACCOMMODATION VAN
CLASS X
SCALE ¼" TO ONE FOOT
CAPACITY 4 EMPLOYEES
TARE WEIGHT 20T 11c 0q
WHERE BUILT
NUMBER
DATE
PORT AUGUSTA S.A.
1
1923
1
1954
CHIEF MECHANICAL ENGINEER

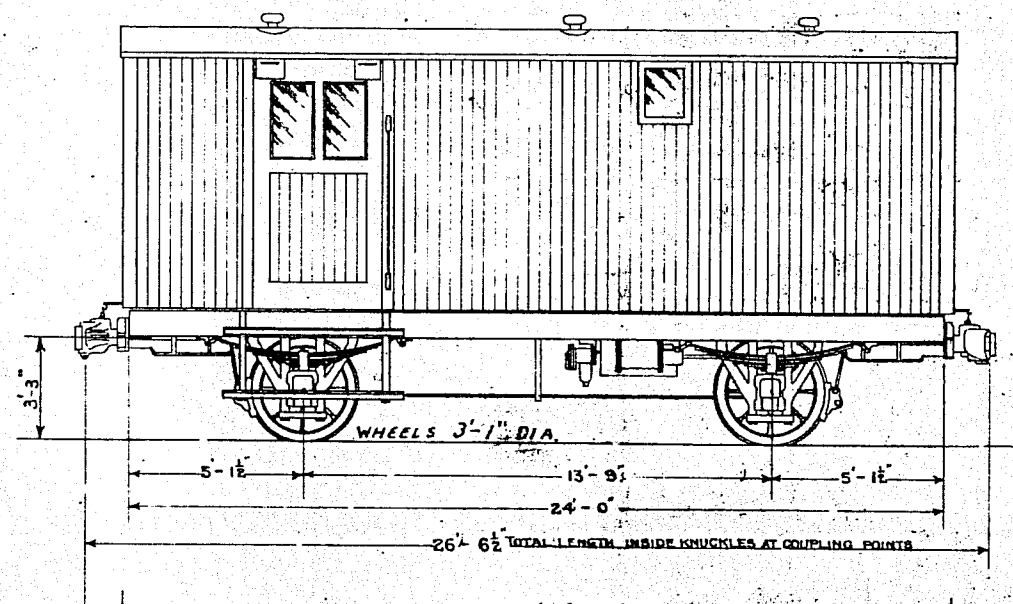

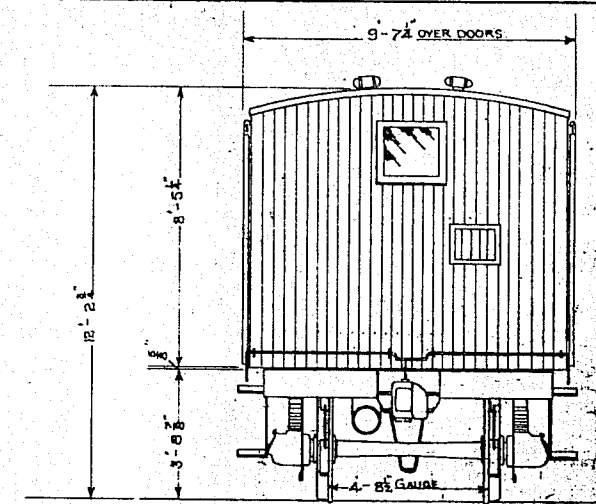

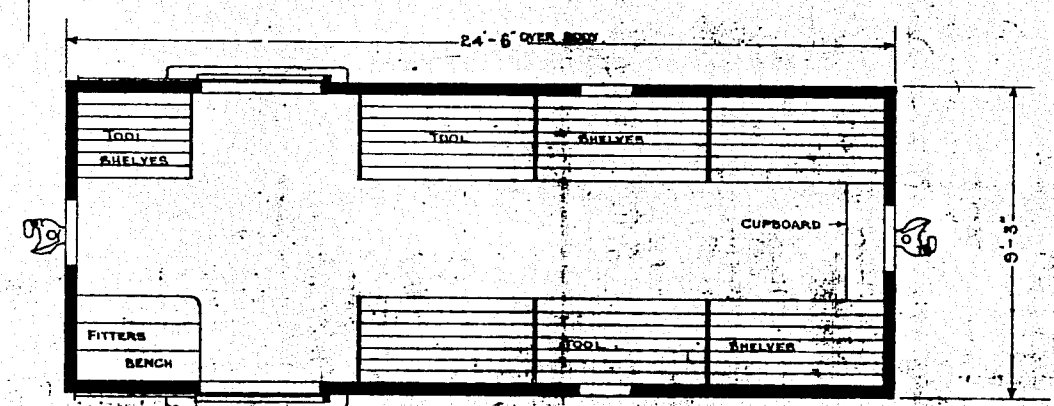

COMMONWEALTH RAILWAYS		
24'-6 BREAKDOWN VAN		
CLASS Xs		
SCALE ¼" TO ONE FOOT		
LOAD		
TARE WEIGHT T. C. Q		
WHERE BUILT	NUMBER	DATE
PORT AUGUSTA S.A.	[illegible]	1916

CHIEF MECHANICAL ENGINEER

PORT AUGUSTA - 2 - 1916

No [redacted]. 134

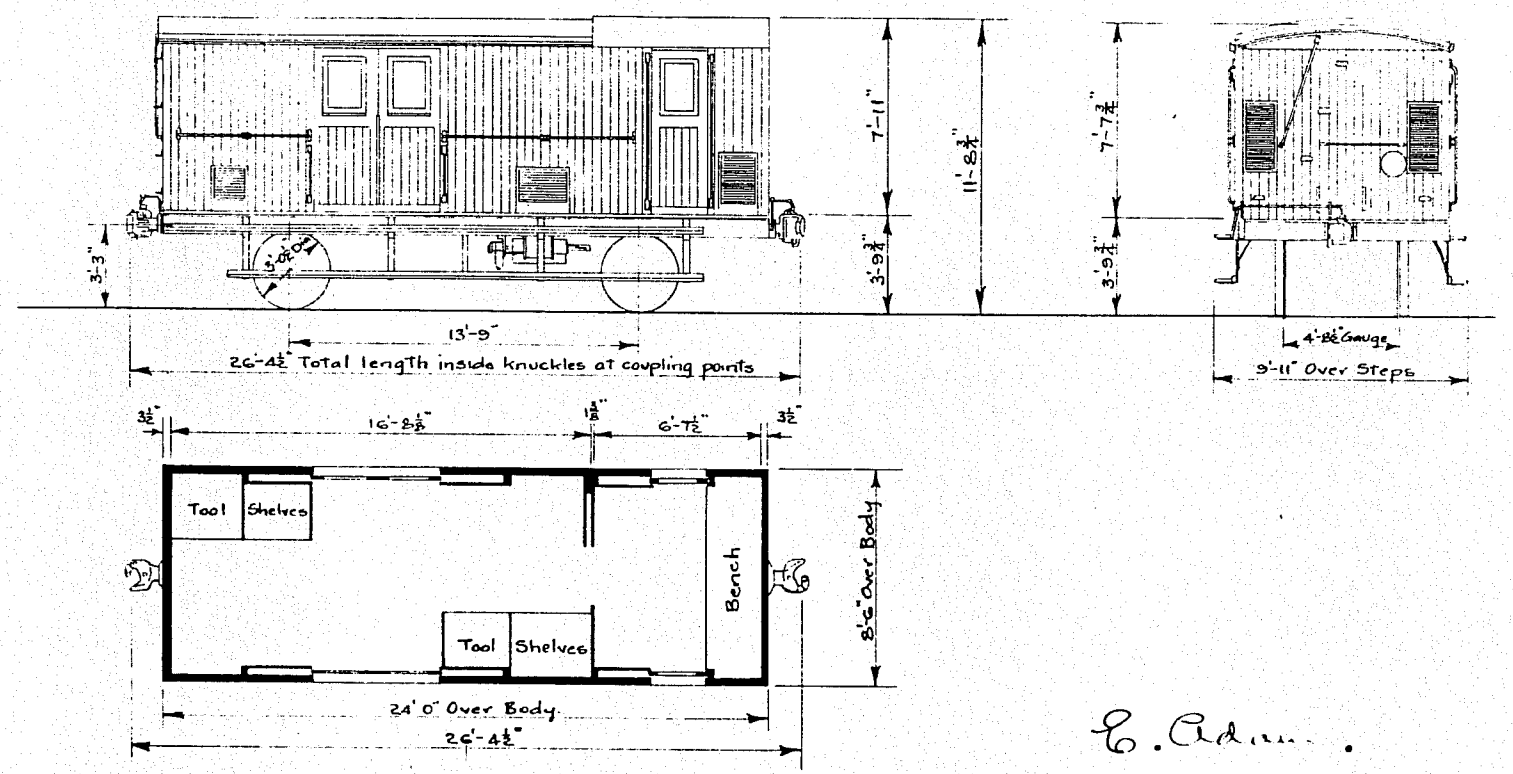

E. Adam.

CHIEF MECHANICAL ENGINEER.

COMMONWEALTH RAILWAYS

24'-0" BREAKDOWN VAN

CLASS XS^A

SCALE 3/16" = 1 FOOT

TARE 10T. 10C. 2Q.

WHERE BUILT	NUMBER	DATE
PORT AUGUSTA		
(CONVERTED FROM YS)	1	1945

Nº [redacted]
135

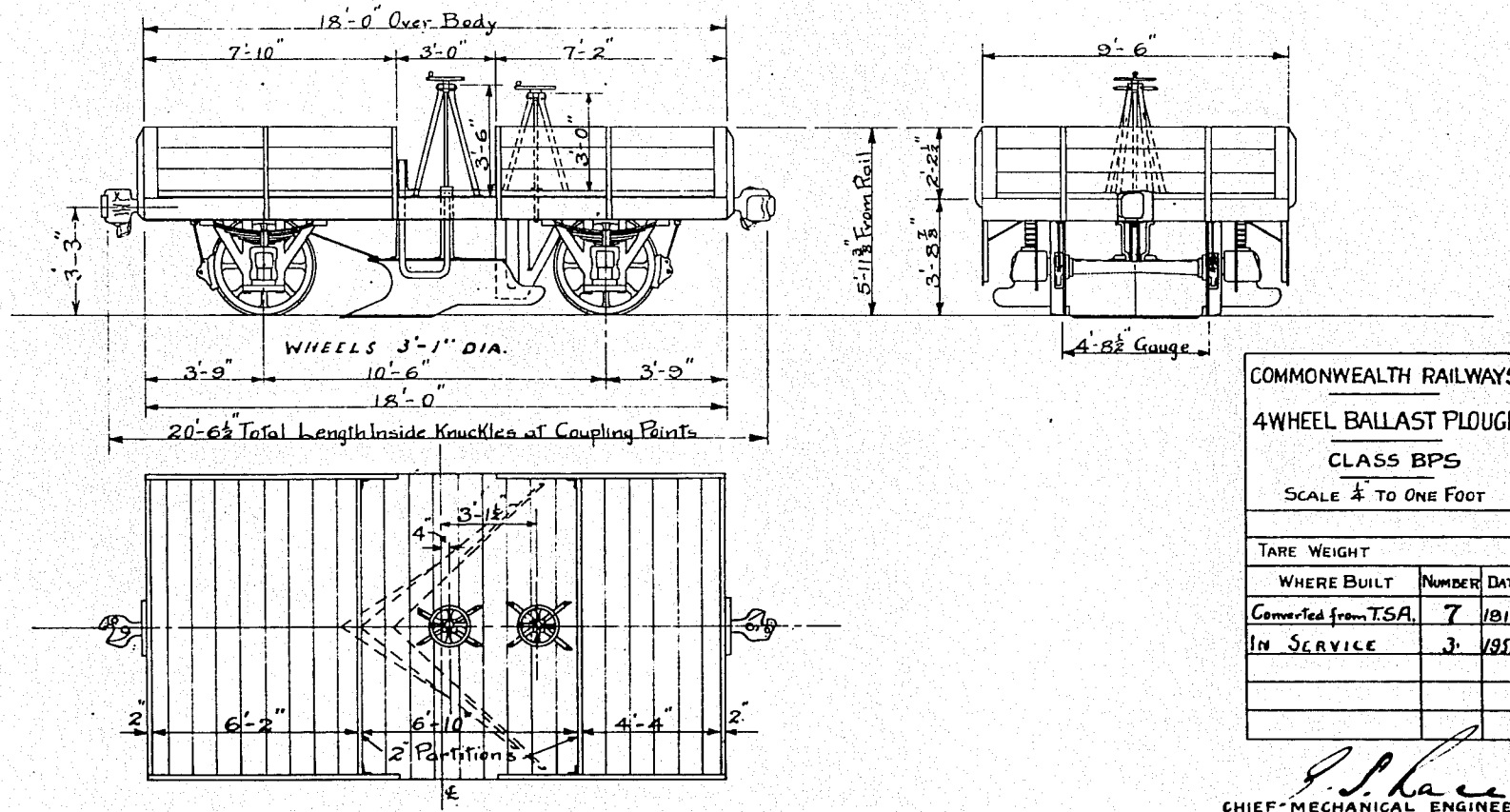

COMMONWEALTH RAILWAYS

4 WHEEL BALLAST PLOUGH

CLASS BPS

SCALE ¼" TO ONE FOOT

TARE WEIGHT		
WHERE BUILT	NUMBER	DATE
Converted from T.S.A.	7	1917
IN SERVICE	3	1952

CHIEF MECHANICAL ENGINEER.

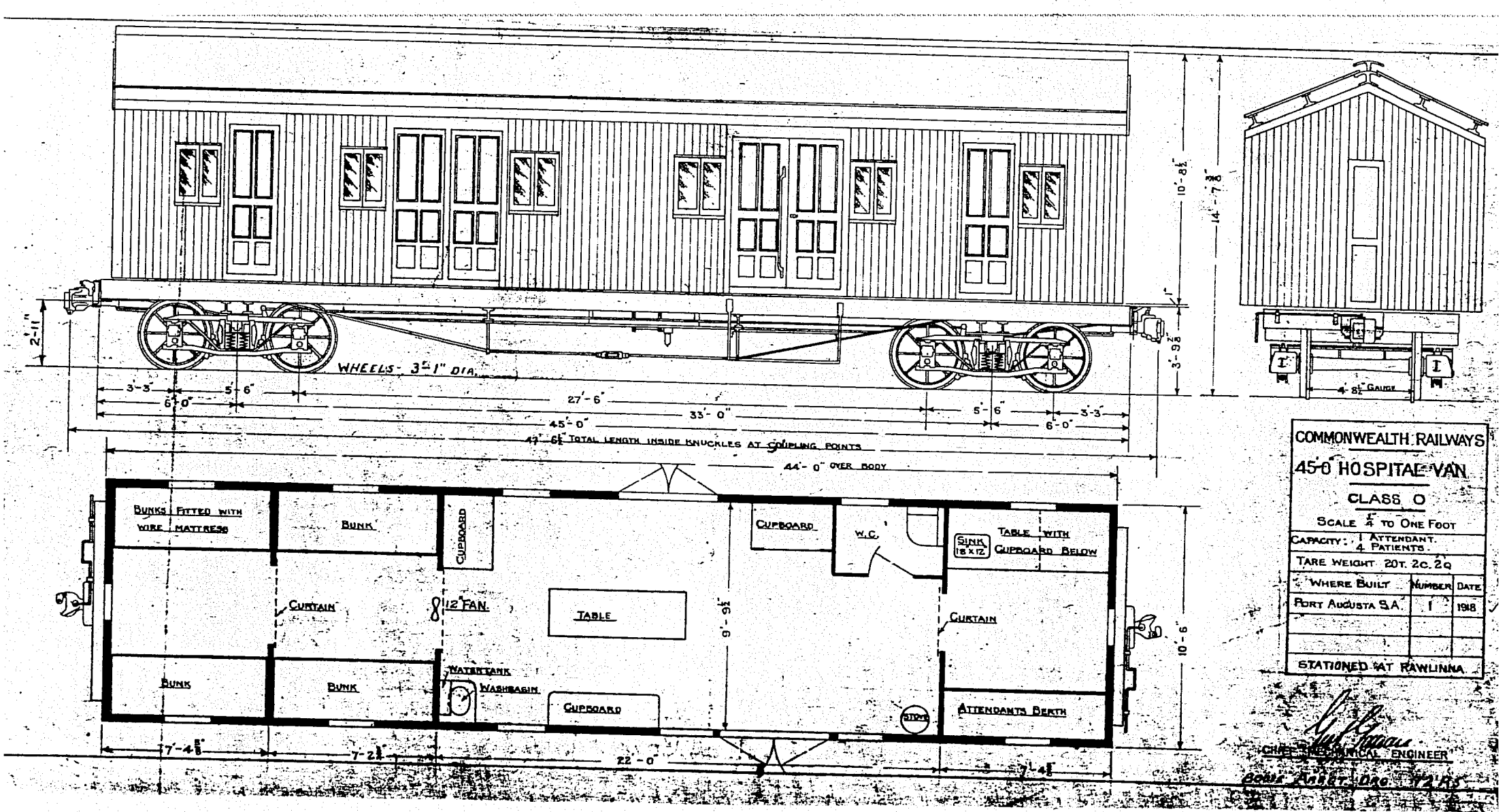
WHEELS - 3'-1" DIA.
2'-11"
3'-3"
5'-6"
6'-0"
27'-6"
33'-0"
5'-6"
3'-3"
6'-0"
45'-0"
47'-6½" TOTAL LENGTH INSIDE KNUCKLES AT COUPLING POINTS
44'-0" OVER BODY
10'-8½"
14'-7⅜"
3'-9⅞"
4'-8½" GAUGE
BUNKS FITTED WITH WIRE MATTRESS
BUNK
CUPBOARD
CUPBOARD
W.C.
SINK 18"x12"
TABLE WITH CUPBOARD BELOW
CURTAIN
12" FAN.
TABLE
9'-9½"
CURTAIN
10'-6"
BUNK
BUNK
WATER TANK
WASHBASIN
CUPBOARD
STOVE
ATTENDANTS BERTH
7'-4⅝"
7'-2½"
22'-0"
7'-4⅝"
COMMONWEALTH RAILWAYS
45'-0" HOSPITAL VAN
CLASS O
SCALE ¼" TO ONE FOOT
CAPACITY: 1 ATTENDANT. 4 PATIENTS.
TARE WEIGHT 20T. 2C. 2Q
WHERE BUILT
NUMBER
DATE
PORT AUGUSTA S.A.
1
1918
STATIONED AT RAWLINNA.
CHIEF MECHANICAL ENGINEER
BOGIE ASSET. DRG. 72 R.S.

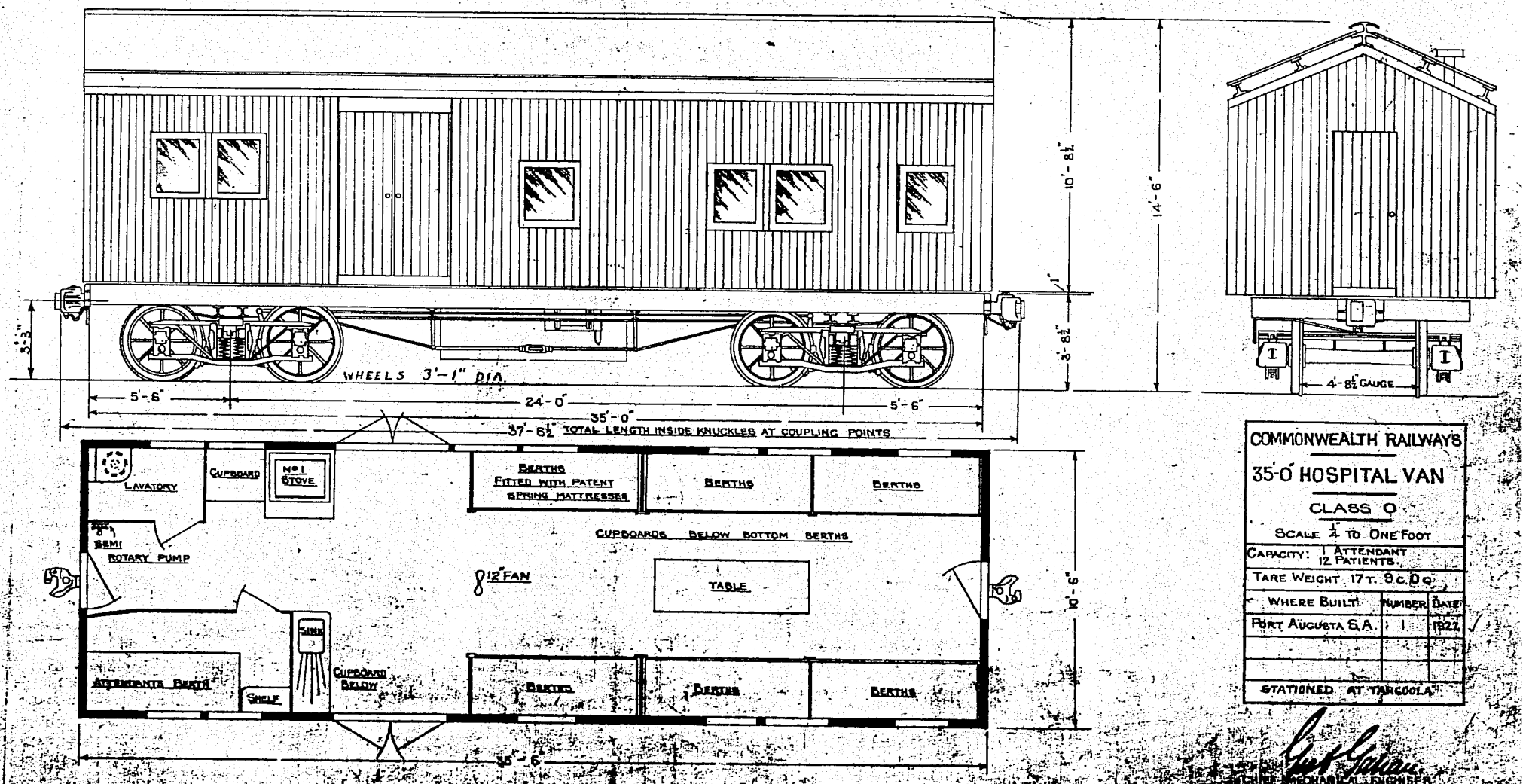
WHEELS 3'-1" DIA.
5'-6"
24'-0"
5'-6"
35'-0"
37'-8½" TOTAL LENGTH INSIDE KNUCKLES AT COUPLING POINTS
10'-8½"
14'-6"
3'-8½"
3'-3"
4'-8½" GAUGE
LAVATORY
CUPBOARD
No 1 STOVE
BERTHS FITTED WITH PATENT SPRING MATTRESSES
BERTHS
BERTHS
CUPBOARDS BELOW BOTTOM BERTHS
SEMI ROTARY PUMP
12" FAN
TABLE
SINK
ATTENDANTS BERTH
SHELF
CUPBOARD BELOW
BERTHS
BERTHS
BERTHS
10'-6"
35'-6"
BOGIE ARRGT. DWG. No. R.S.
COMMONWEALTH RAILWAYS
35'-0" HOSPITAL VAN
CLASS O
SCALE ¼" TO ONE FOOT
CAPACITY: 1 ATTENDANT 12 PATIENTS
TARE WEIGHT 17T. 8C.DQ.
WHERE BUILT
NUMBER
DATE
PORT AUGUSTA S.A.
1
1927
STATIONED AT TARCOOLA
CHIEF MECHANICAL ENGINEER

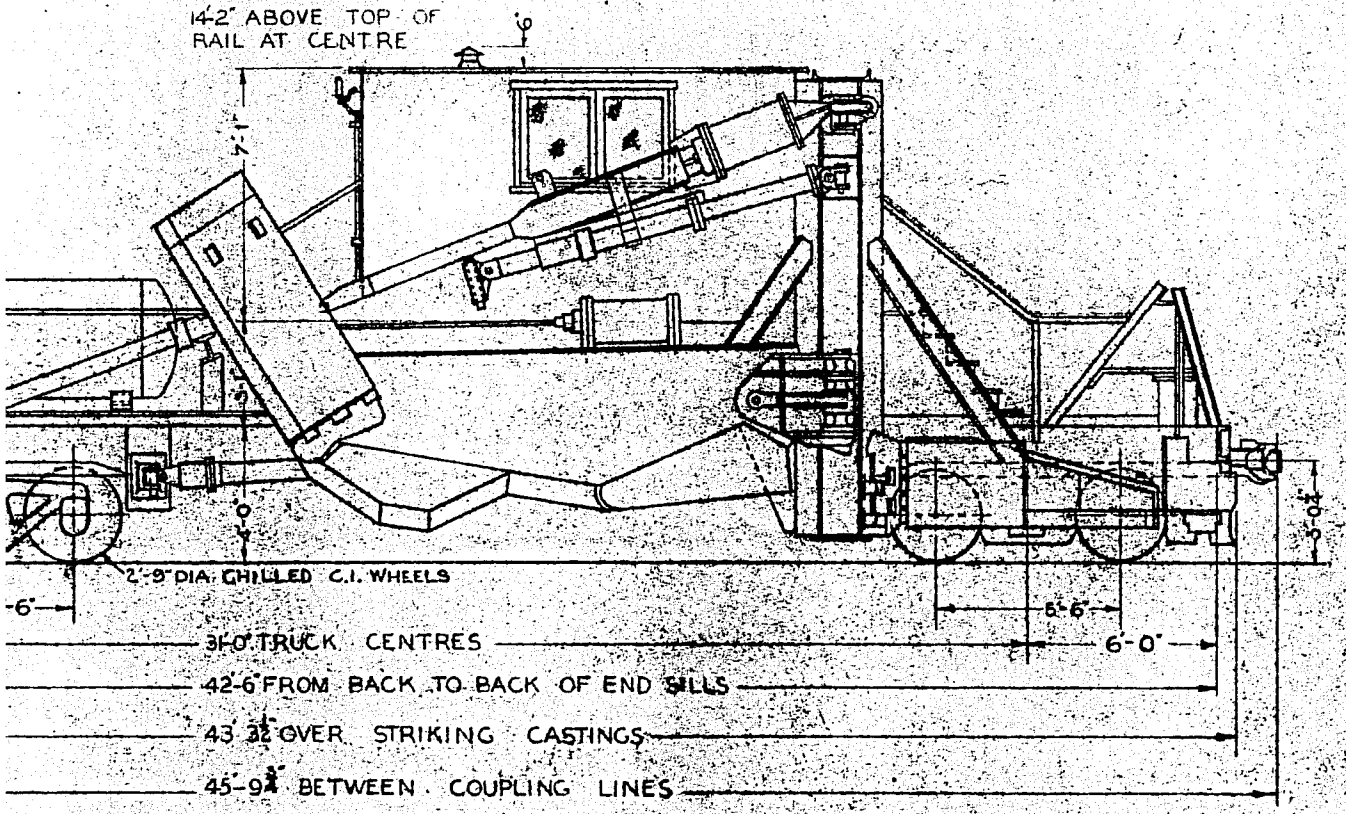

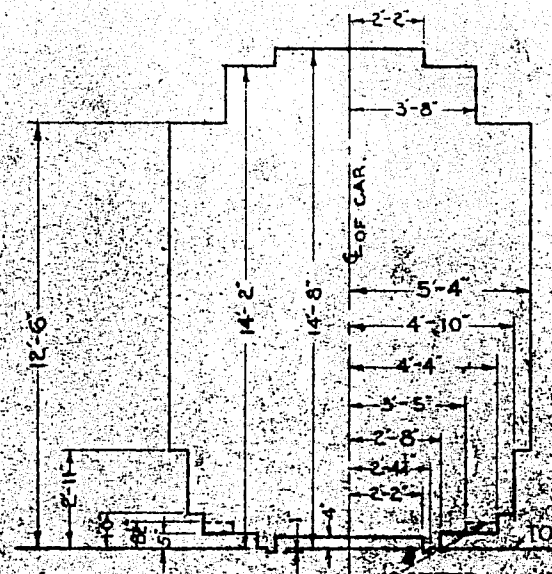

COMMONWEALTH RAILWAYS
SPREADER-DITCHER
4'-8½" GAUGE

TARE WEIGHT		
WHERE BUILT	No.	DATE
U.S.A.	1	19[illegible]

SCALE ¼" = 1 FOOT

H. A. Smith
CHIEF MECHANICAL ENGINEER

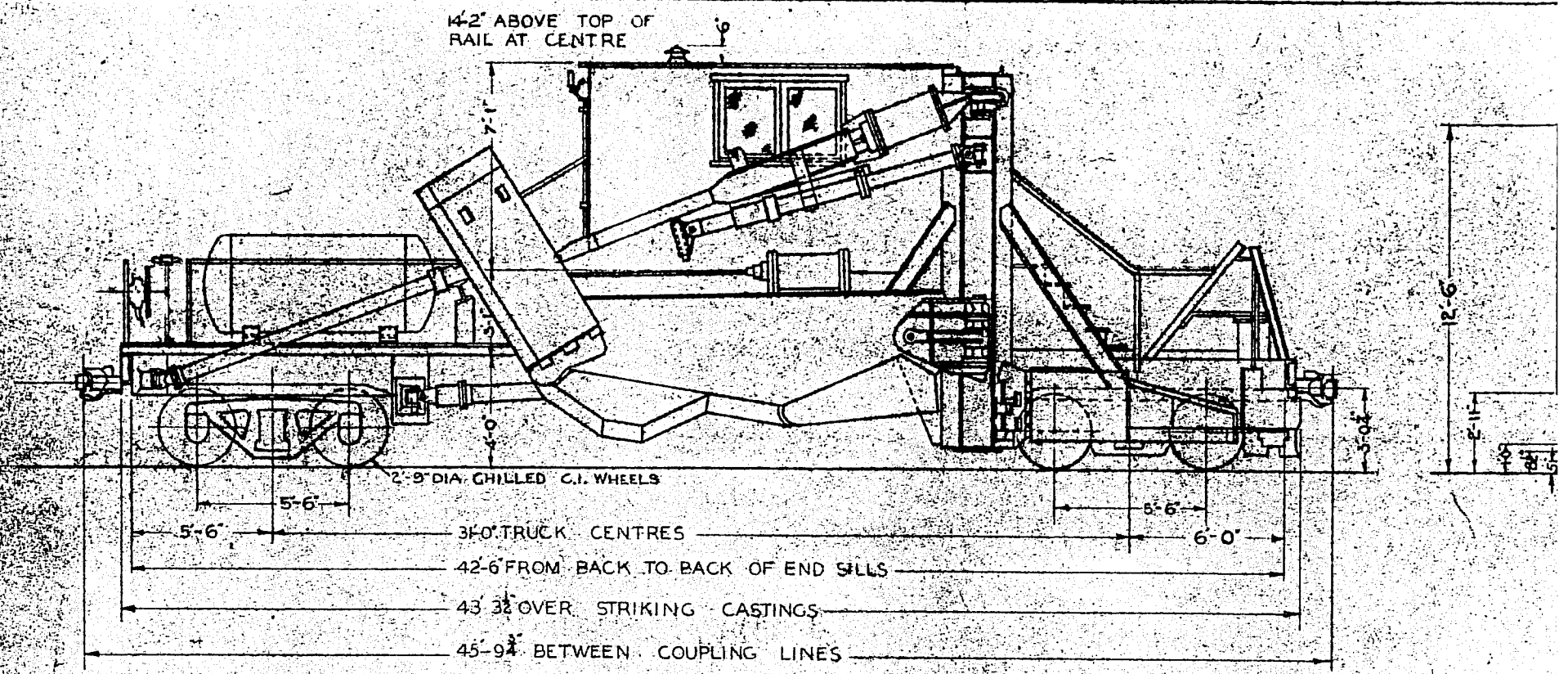

CHIEF MECHANICAL

R.R.A.S.

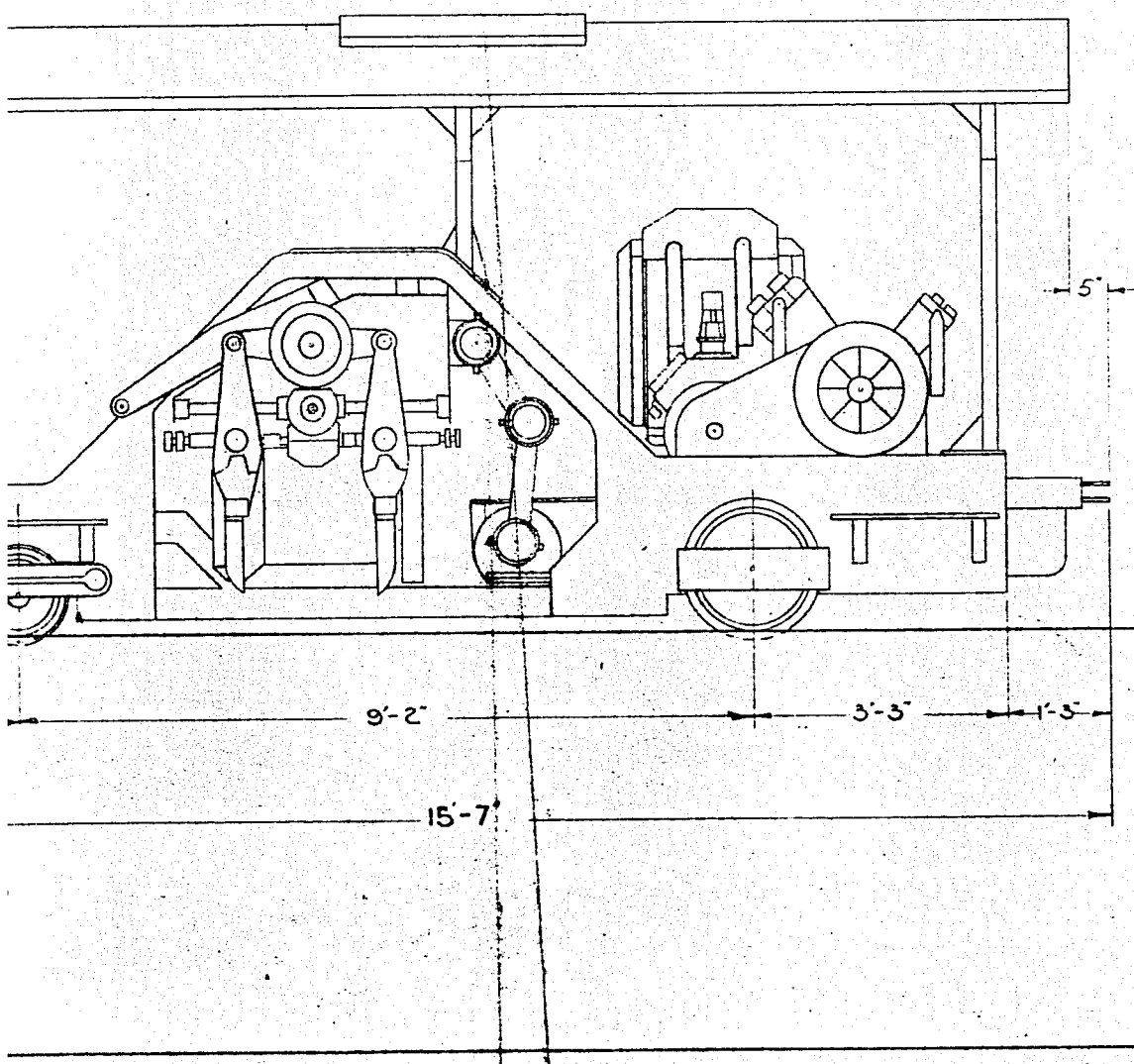

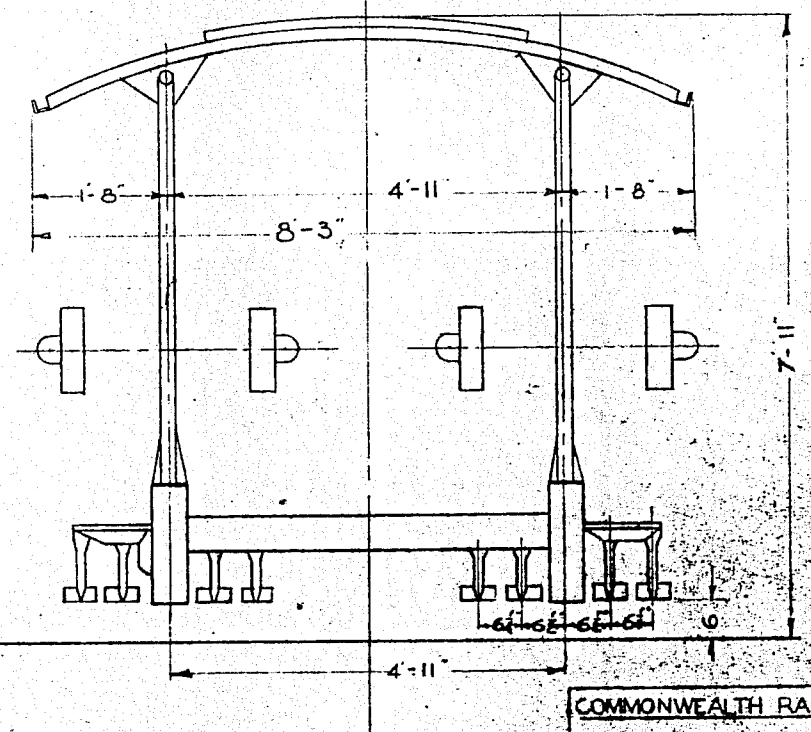

CHIEF MECHANICAL ENGINEER

COMMONWEALTH RAILWAYS

"MATISA"
BALLAST TAMPING MACHINE
4'-8½" GAUGE

WHERE BUILT	No	DATE
	2	1952

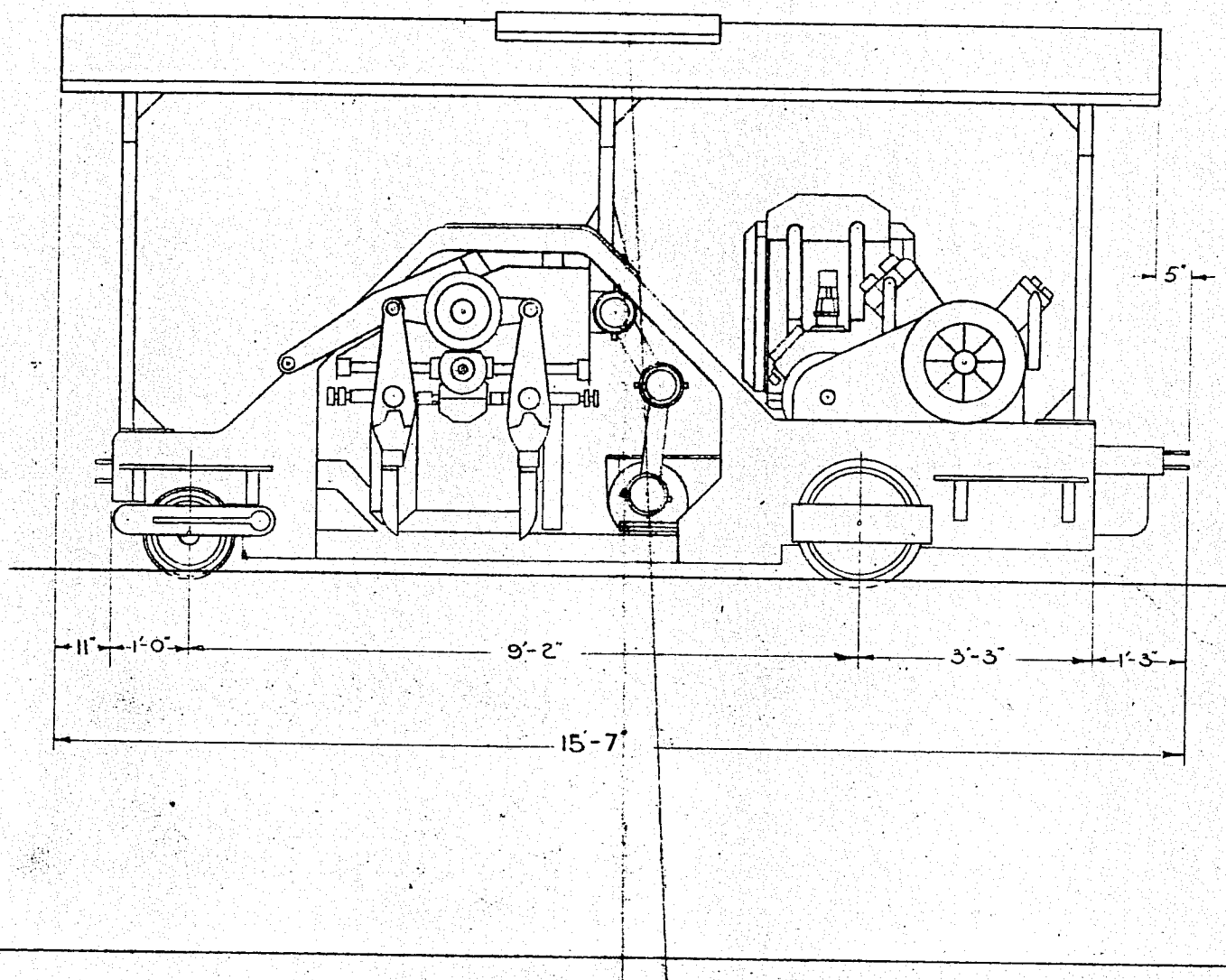

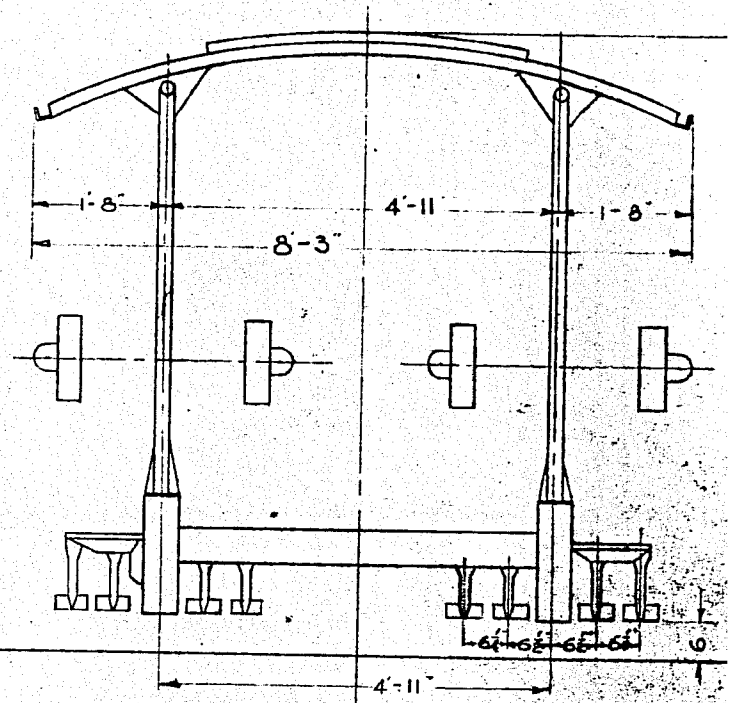

COMMONWEALT

MATIS

BALLAST TAMPI

4'-8½" GAU

WHERE BUILT

CHIEF MECHANICAL ENGINEER

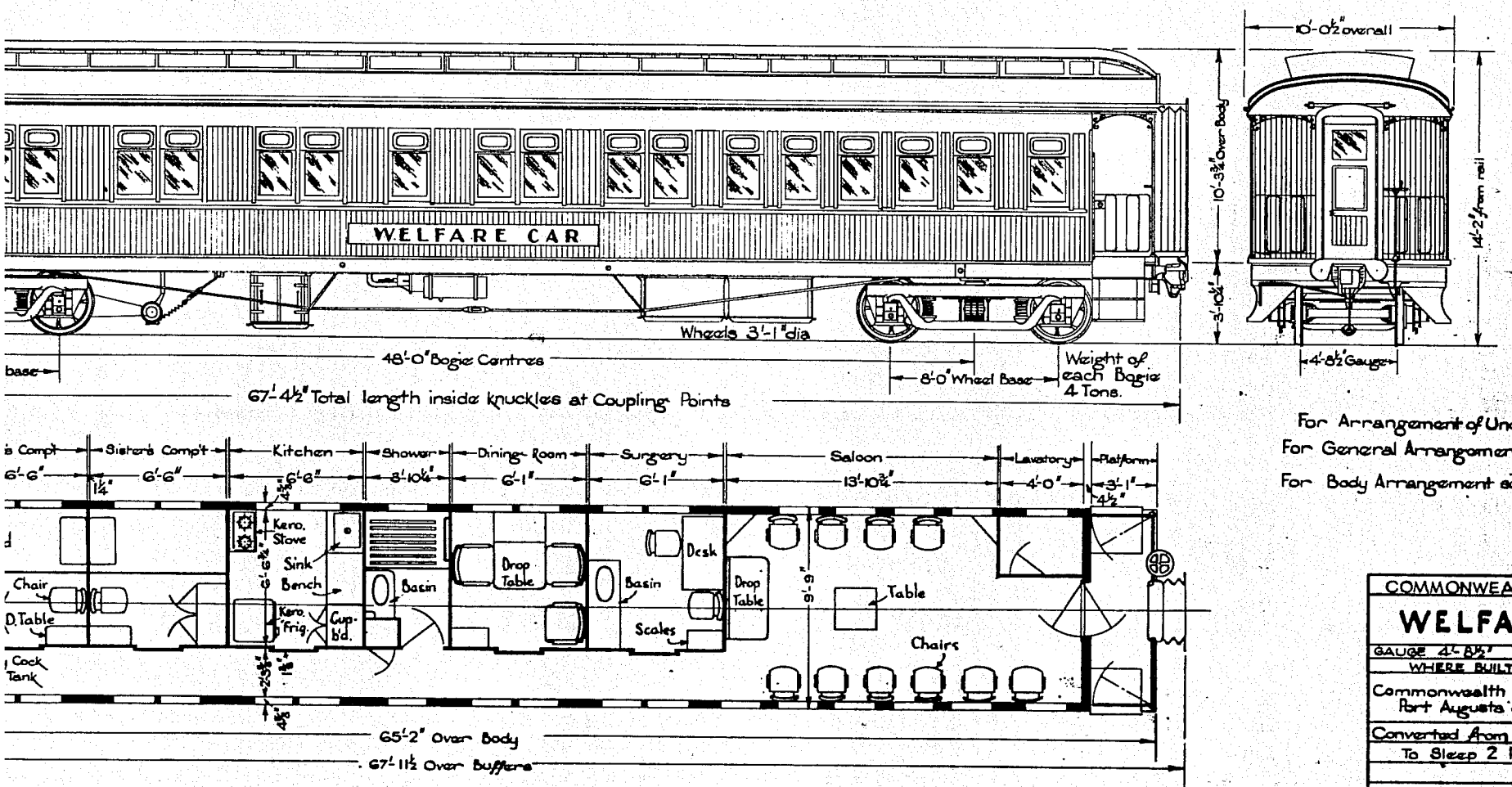

Bogie Arrangement Drawing No 572 R.S.

For Arrangement of Underframe see Drg. 62 R.S.
For General Arrangement of Car see Drg. A.C.8184 (P.H.5)
For Body Arrangement see Drg. A.C. 161

COMMONWEALTH RAILWAYS		
WELFARE CAR		
GAUGE 4'-8½"	TARE 31T 0C 0Q	
WHERE BUILT	No	DATE
Commonwealth Railways Port Augusta S.A.	1	1955
Converted from BRPF.5		1955
To Sleep 2 People		
SCALE		CLASS
3/8" = 1'-0"	H. A. Smith Chief Mechanical Engineer	OW.

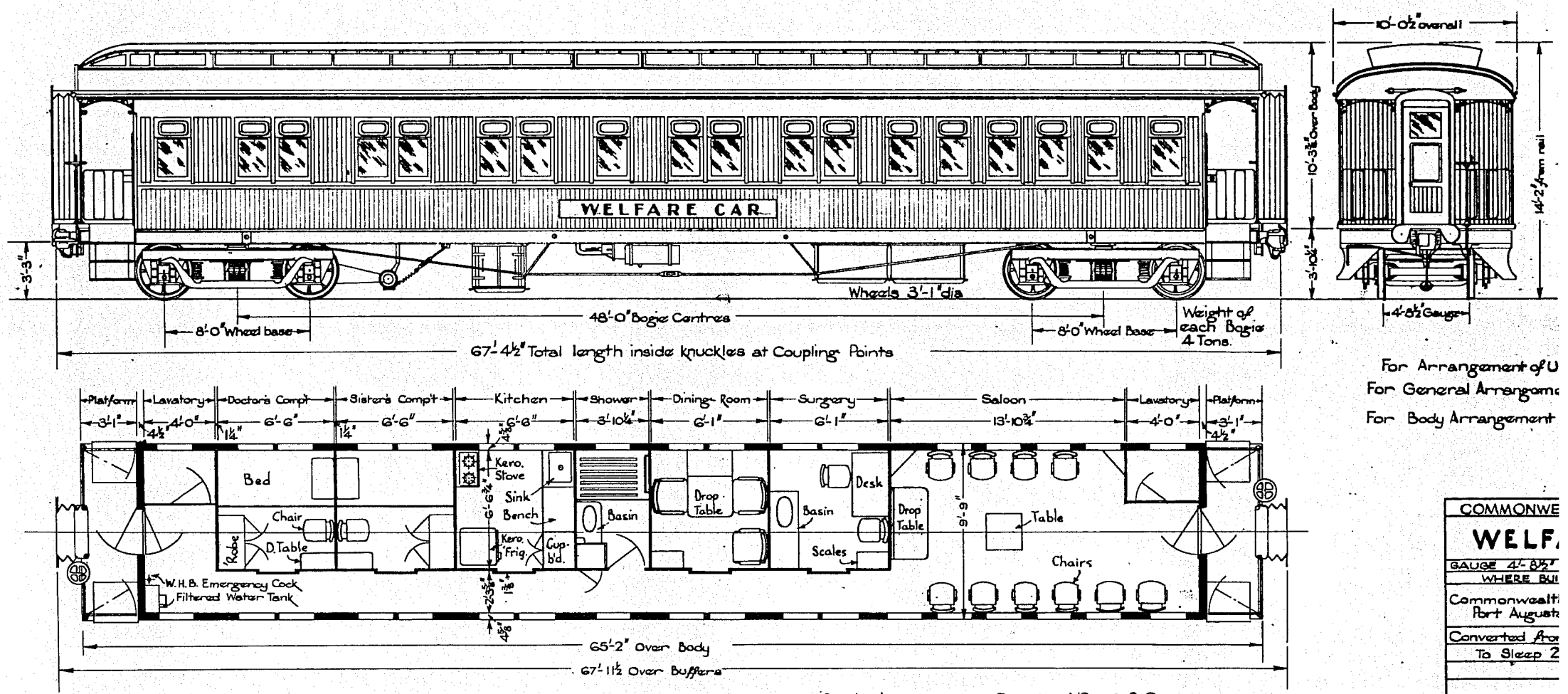

Bogie Arrangement Drawing No 572 R.S.

For Arrangement of U
For General Arrangeme
For Body Arrangement

COMMONWE	
WELF	
GAUGE 4'-8½"	
WHERE BUI	
Commonwealt Port August	
Converted Fro	
To Sleep 2	
SCALE	
3/16" = 1'-0"	Chief A

5-A.

Nº 145

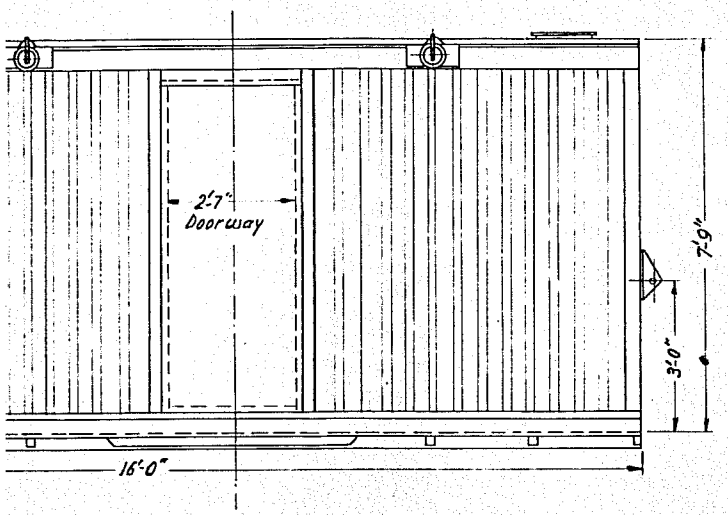

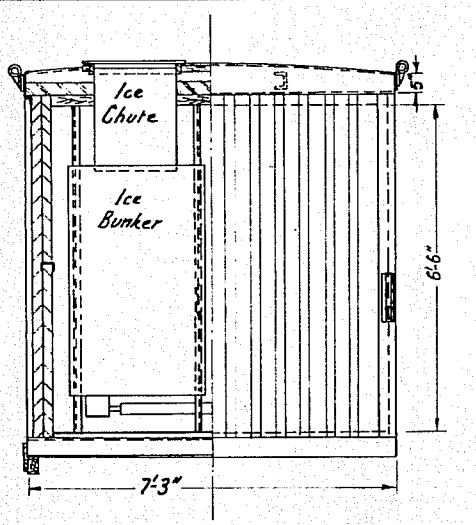

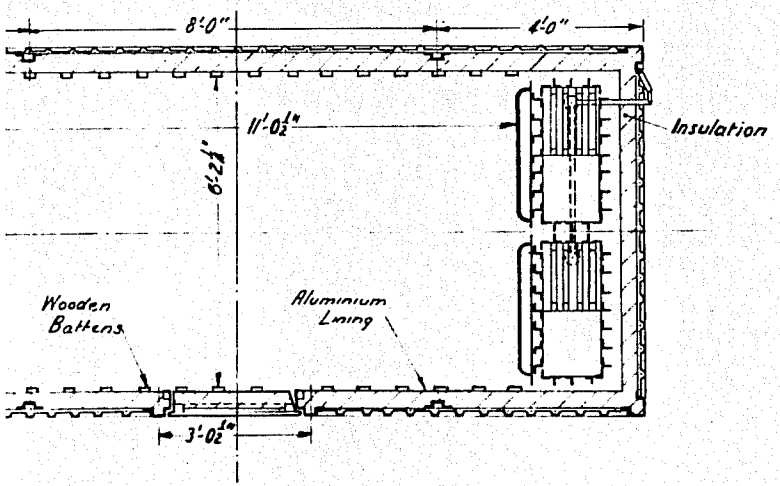

COMMONWEALTH RAILWAYS		
ICE-COOLED CONTAINER		
GAUGE:		
WHERE BUILT	Nº	DATE
FREIGHTERS LTD. MELBOURNE	23	1957
Cubic Capacity = 447 c.ft Ice Capacity		18cwt.
SCALE 3/8" = 1'-0" O.R.W.	CHIEF MECH. ENGNR.	CLASS

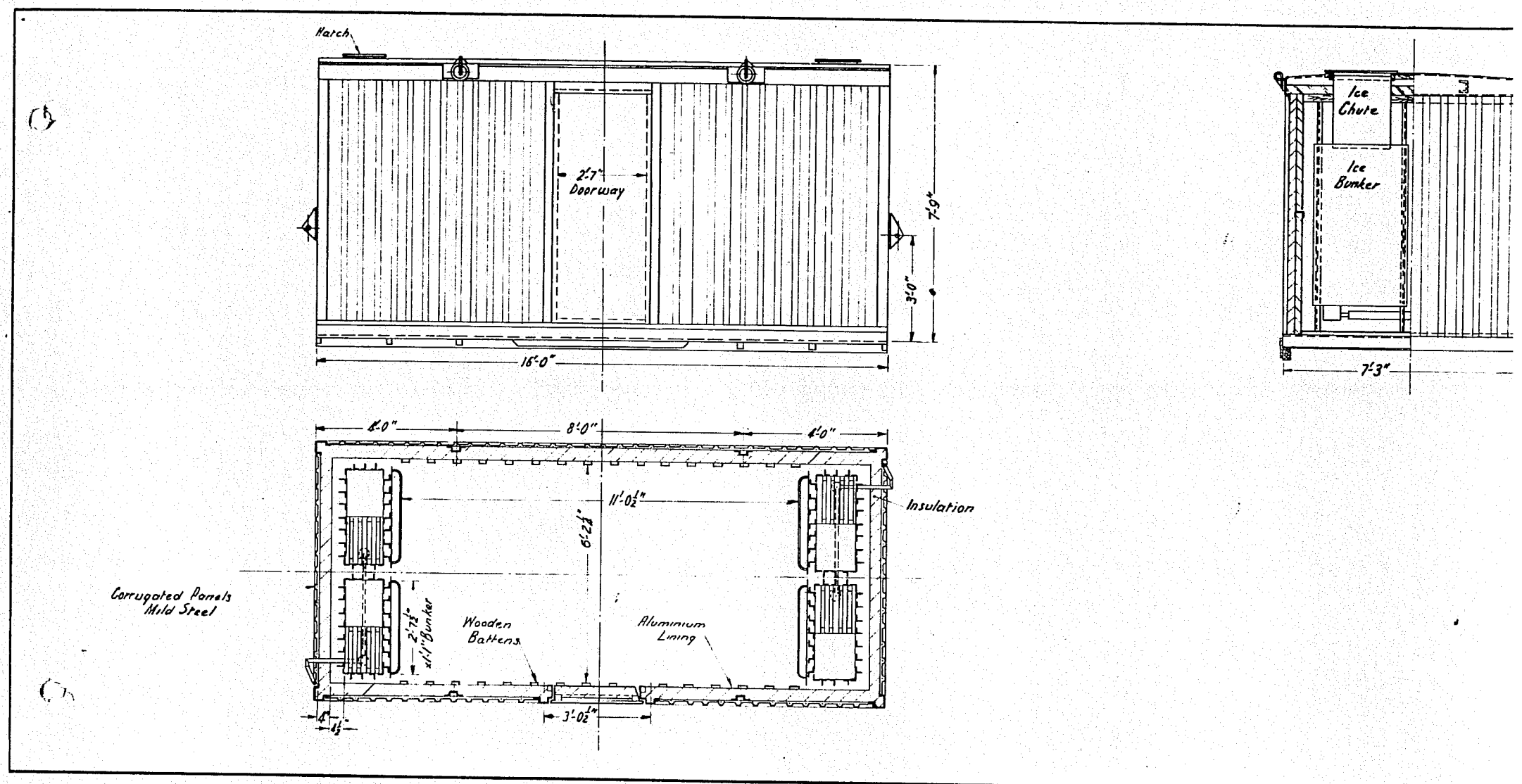
Hatch
2'-7" Doorway
7'-9"
3'-0"
16'-0"
Ice Chute
Ice Bunker
7'-3"
4'-0"
8'-0"
4'-0"
11'-0½"
6'-2½"
Insulation
Corrugated Panels Mild Steel
2'-7½"
x1'-1" Bunker
Wooden Battens
Aluminium Lining
4"
1½"
3'-0½"

No. 146

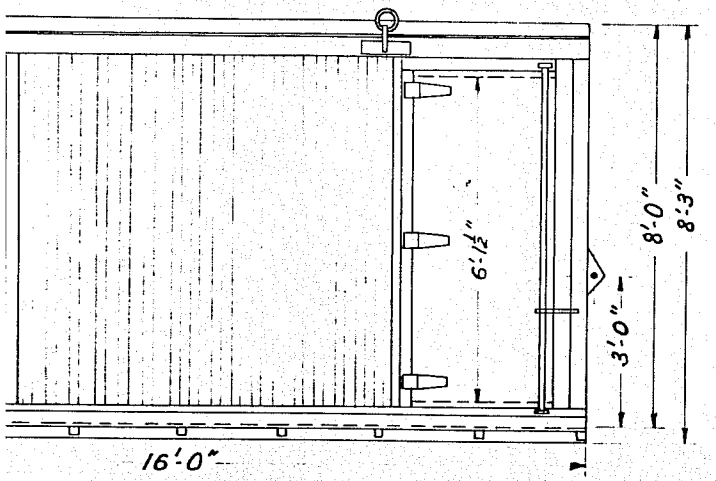

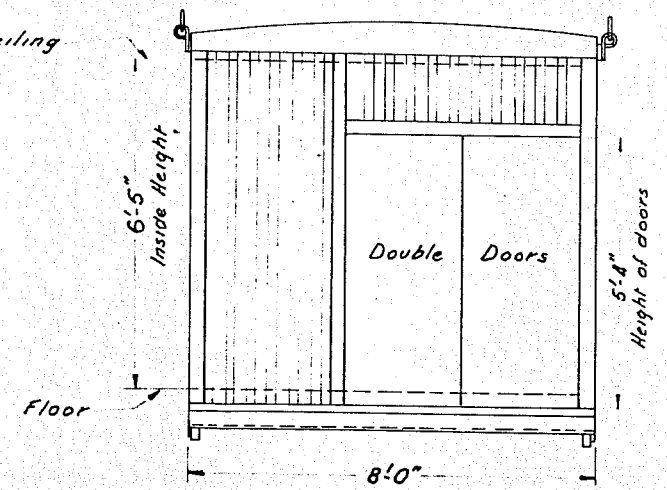

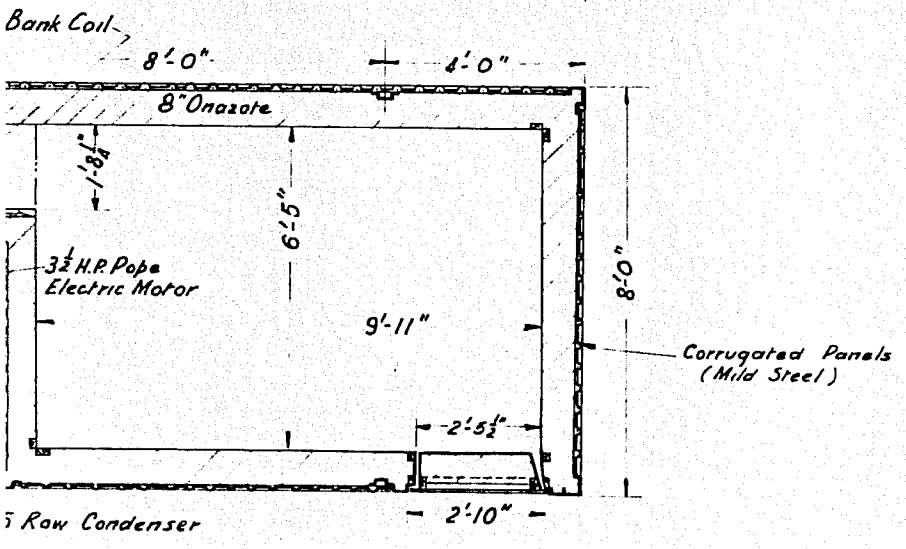

COMMONWEALTH RAILWAYS		
MECHANICALLY REFRIGERATED CONTAINER		
GAUGE:		
WHERE BUILT	No	DATE
Freighters Ltd. Melbourne	7	
Approx. Cubic Capacity		408 c.ft. = 10·2 c.tons
SCALE ½" = 1'-0"	CHIEF MECH. ENGNR.	CLASS

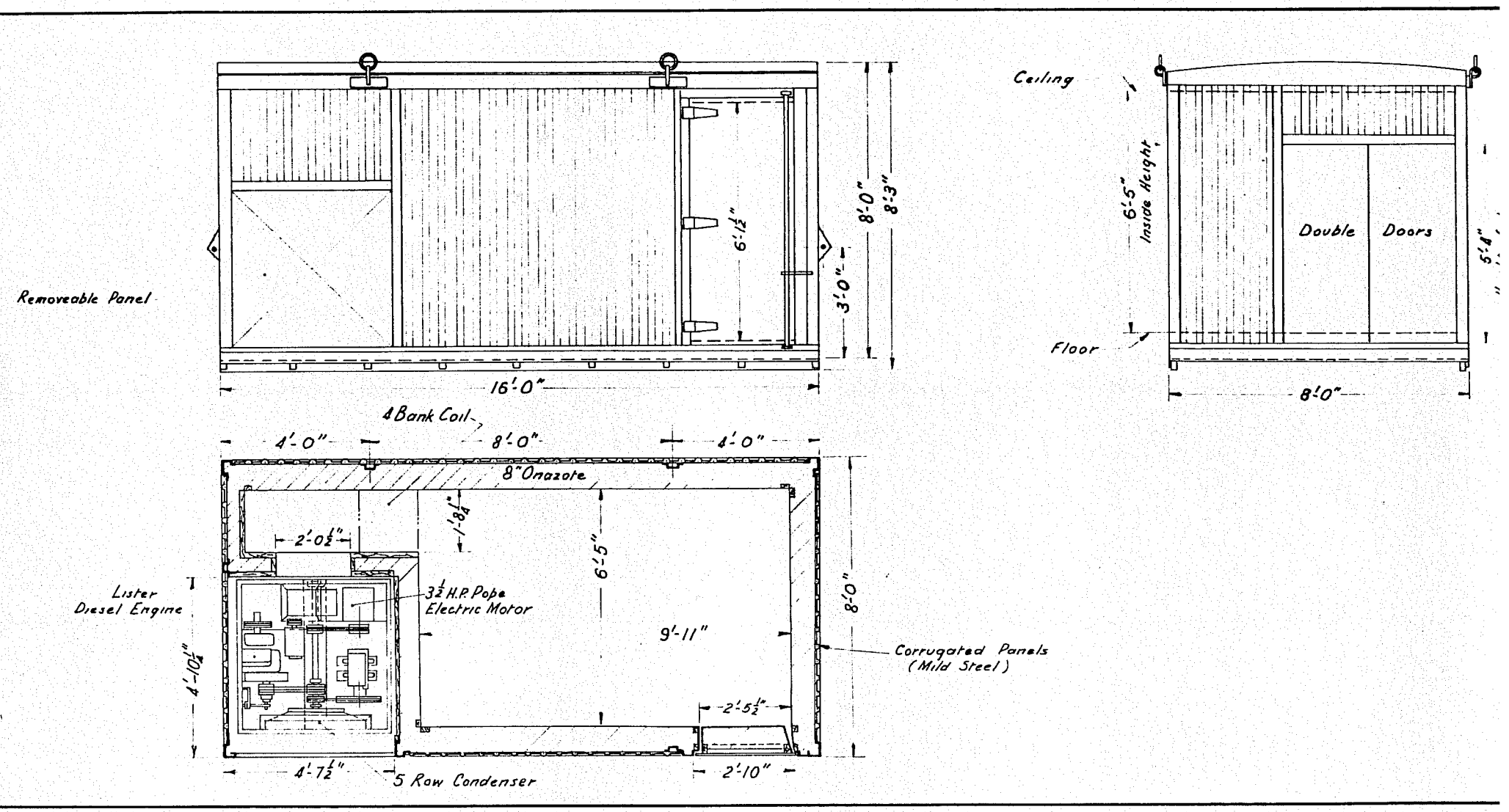
Removeable Panel
16'-0"
6'-1½"
3'-0"
8'-0"
8'-3"
Ceiling
Floor
6'-5" Inside Height
Double Doors
5'-4"
8'-0"
4 Bank Coil
4'-0"
8'-0"
4'-0"
8" Onazote
1'-8¼"
2'-0½"
6'-5"
Lister Diesel Engine
3½ H.P. Pope Electric Motor
9'-11"
8'-0"
Corrugated Panels (Mild Steel)
4'-10½"
2'-5½"
4'-7½"
5 Row Condenser
2'-10"

GA CLASS LOCOMOTIVES SHEET Nº 1.	9, 17, 19, 23, 24, 26. AS AT 30-9-58.
G CLASS LOCOMOTIVES SHEET Nº 1.	1, 2, 8, 10, 15, 16, 18, 20, 22. AS AT 30-9-58.
KA CLASS LOCOMOTIVES SHEET Nº 2.	37, 45, 50, 53, 56, 58, 59, 60, 61. AS AT 30-9-58
K CLASS LOCOMOTIVES SHEET Nº 3.	27, 29, 30, 31, 34. AS AT 30-9-58
C CLASS LOCOMOTIVES SHEET Nº 4.	62, 63, 64, 65, 66, 67, 68, 69
CN CLASS LOCOMOTIVES SHEET Nº 5	70, 76, 77. AS AT 30-9-58
CA CLASS LOCOMOTIVES SHEET Nº 6	78, 79. SOLD AS SCRAP.
L CLASS LOCOMOTIVES SHEET Nº 7	80 TO 89 INCLUSIVE
DE CLASS SHUNTING LOCO SHEET Nº 10	90, 91.
M D H CLASS SHUNTING LOCO SHEET Nº 10a	1, 2, 3, 4, 5, 6.

G.M. CLASS DIESEL ELECTRIC LOCO SHEET Nº 11.	1, 2, 3, 4, 5, 6, 7, 8, 9, 10, 11.
G.M. CLASS DIESEL ELECTRIC LOCO SHEET Nº 11a.	12, 13, 14, 15, 16, 17, 18, 19, 20, 21.
CB CLASS DIESEL HYD. RAIL CAR SHEET Nº 14.	1, 2.
CB CLASS DIESEL HYD. RAIL CAR SHEET Nº 15.	3 (BUFFET)
DH CLASS DIESEL HYD RAIL CAR SHEET Nº 16.	5.

	9, 17, 19, 23, 24, 26. AS AT 30-9-58.			
	1, 2, 8, 10, 15, 16, 18, 20, 22. AS AT 30-9-58.		G.M. CLASS DIESEL ELECTRIC LOCO. SHEET Nº 11.	1, 2, 3, 4, 5, 6, 7, 8, 9, 10, 11.
	37, 45, 50, 53, 56, 58, 59, 60, 61. AS AT 30-9-58		G.M. CLASS DIESEL ELECTRIC LOCO SHEET Nº 11a.	12, 13, 14, 15, 16, 17, 18, 19, 20, 21.
	27, 29, 30, 31, 34. AS AT 30-9-58			
	62, 63, 64, 65, 66, 67, 68, 69.			
	70, 76, 77. AS AT 30-9-58			
	78, 79. SOLD AS SCRAP.			
	80 TO 89 INCLUSIVE		CB CLASS DIESEL HYD. RAIL CAR SHEET Nº 14.	1, 2.
			CB CLASS DIESEL HYD. RAIL CAR SHEET Nº 15.	3 (BUFFET)
			DH CLASS DIESEL HYD RAIL CAR SHEET Nº 16.	5.
)	90, 91.			
O	1, 2, 3, 4, 5, 6.			

E	1.			
'E	2.			
NE	3.		D CLASS DINING CAR SHEET Nº 30	20, 23. D 21 TRANSFERRED TO 3'-6" GAUGE RE-CLASSIFIED NDB21 D 22 CONVERTED TO EMPLOYEES VAN RE-CLASSIFIED ED22
E	4.		DA CLASS DINING CAR SHEET Nº 31	52.
			DB CLASS DINING CAR SHEET Nº 32	75
			DC CLASS DINING CAR SHEET Nº 33	94, 95, 100.
R	44.			
			AB CLASS SITTING-UP CAR SHEET Nº 35A	17.
	24, 25, 26, 27.		ABP CLASS SITTING-UP CAR SHEET Nº 36	8, 9, 11, 15, ~~16~~. Nº 17 CONVERTED TO AB 17. (Nº 10 CONVERTED TO A10 1957)
	49.		TBP CLASS SITTING-UP CAR SHEET Nº 37	41, 42.
	92, 93, 99.		TBP CLASS SITTING-UP CAR SHEET Nº 38	40.
			B CLASS SITTING-UP CAR SHEET Nº 39	77, 79.

BM CLASS SITTING-UP-BAGGAGE SHEET Nº 40	76, 78.
ADH CLASS SITTING-UP CAR SHEET Nº 40a	3, 4.
AP CLASS SITTING-UP-CAR SHEET Nº 40b	10.
ARE CLASS CABIN CAR SHEET Nº 41	101, 105, 106, 107, 108.
ARG CLASS CABIN CAR SHEET Nº 42	46, 47.
ARF CLASS SLEEPING CAR SHEET Nº 43	84, 85, 98.
ARD CLASS SLEEPING CAR SHEET Nº 44	80, 81, 82, 83.
AR CLASS SLEEPING CAR SHEET Nº 45	34, 50.
AR CLASS SLEEPING CAR SHEET Nº 45a	33, 53.
ARA CLASS SLEEPING CAR SHEET Nº 46	71, 72.

ARC CLASS SLEEPING CAR SHEET Nº 48	74.
BR CLASS SLEEPING CAR SHEET Nº 49	45, 51.
BRA CLASS SLEEPING CAR SHEET Nº 50	59.
BRA CLASS SLEEPING CAR SHEET Nº 50a	60, 70.
BRP CLASS SLEEPING CAR SHEET Nº 51	7, 19.
BRC CLASS SLEEPING CAR SHEET Nº 52	18.
BRPF CLASS SLEEPING CAR SHEET Nº 53	2.
BRFB CLASS SLEEPING CAR SHEET Nº 53a	1, 4.
BRB CLASS SLEEPING CAR SHEET Nº 54	86, 87, 88, 89.

	BRF CLASS SLEEPING CAR SHEET N° 55	90 91		YSB CLASS BRAKE VAN SHEET N° 66	3 4 6 7
	BRFA CLASS SLEEPING - LOUNGE SHEET N° 56	54		HRB CLASS BRAKE VAN SHEET N° 67	62 63 64 65 66 68
				HRCA CLASS POWER BRAKE VAN SHEET N° 68	96 97
				HRC CLASS RELAY VAN SHEET N° 69	102 103 104
				HP CLASS BRAKE PAY VAN SHEET N° 69a	67
	YB CLASS BRAKE VAN SHEET N° 60	18 20			
	YB CLASS BRAKE VAN SHEET N° 61	19			
	HR CLASS BRAKE VAN SHEET N° 62	28 29 30 31			
	HRA CLASS BRAKE VAN SHEET N° 63	55 57		MA CLASS BULK MAIL VAN SHEET N° 70	36, 37.
	HRG CLASS POWER BRAKE VAN SHEET N° 64	56 58		M CLASS BULK MAIL VAN SHEET N° 71	35, 38, 69,

5 TON CRANE Nº 1 LOCOMOTIVE SHEET Nº 18	1.			
5 TON CRANE Nº 2 LOCOMOTIVE SHEET Nº 19	2.			
30 TON Nº. 3 BREAK DOWN CRANE SHEET Nº 20	3	D CLASS DINING CAR SHEET Nº 30	20, 23.	D 21 TRANSFERRED TO 3'-6" D 22 CONVERTED TO EMPLOYEE
30 TON Nº 4 BREAK DOWN CRANE SHEET Nº 20	4.	DA CLASS DINING CAR SHEET Nº 31	52.	
		DB CLASS DINING CAR SHEET Nº 32	75	
		DC CLASS DINING CAR SHEET Nº 33	94, 95, 100.	
SS CLASS SPECIAL SERVICE CAR SHEET Nº 23.	44.			
		AB CLASS SITTING-UP CAR SHEET Nº 35A	17.	
AF CLASS LOUNGE CAR SHEET Nº 25	24, 25, 26, 27.	ABP CLASS SITTING-UP CAR SHEET Nº 36	8, 9, 11, 15, ~~17~~	Nº 17 CONVERTED TO AB 17. (Nº 10 CONVERTED TO
AF CLASS LOUNGE CAR SHEET Nº 26	49.	TBP CLASS SITTING-UP CAR SHEET Nº 37	41, 42.	
AFA CLASS LOUNGE CAR SHEET Nº 27	92, 93, 99.	TBP CLASS SITTING-UP CAR SHEET Nº 38	40.	
		B CLASS SITTING-UP CAR SHEET Nº 39	77, 79.	

76, 78.	ARC CLASS SLEEPING CAR SHEET N° 48	74.
3, 4.		
10.		
101, 105, 106, 107, 108.	BR CLASS SLEEPING CAR SHEET N° 49	45, 51.
46, 47.	BRA CLASS SLEEPING CAR SHEET N° 50	59.
84, 85, 98.	BRA CLASS SLEEPING CAR SHEET N° 50a	60, 70.
80, 81, 82, 83.	BRP CLASS SLEEPING CAR SHEET N° 51	7, 19.
34, 50.	BRC CLASS SLEEPING CAR SHEET N° 52	18.
33, 53.	BRPF CLASS SLEEPING CAR SHEET N° 53	2.
71, 72.	BRFB CLASS SLEEPING CAR SHEET N° 53a	1, 4.
	BRB CLASS SLEEPING CAR SHEET N° 54	86, 87, 88, 89.

	90 91
GE	54
	18 20
	19
	28 29 30 31
	55 57
AN	56 58

YSB CLASS BRAKE VAN SHEET N° 66	3 4 6 7
HRB CLASS BRAKE VAN SHEET N° 67	62 63 64 65 66 68
HRCA CLASS POWER BRAKE VAN SHEET N° 68	96 97
HRC CLASS RELAY VAN SHEET N° 69	102 103 104
HP CLASS BRAKE PAY VAN SHEET N° 69a	67
MA CLASS BULK MAIL VAN SHEET N° 70	36, 37.
M CLASS BULK MAIL VAN SHEET N° 71	35, 38, 69,

V CLASS COVERED GOODS SHEET Nº 72	243, (246) 270, 276, 287, 337, 338, 348, 354, 360, 365, 375, 379, 380 Nº 246 RE-CLASSIFIED TO X 246
V CLASS TEMP HORSE STALL SHEET Nº 73	
V CLASS COVERED GOODS SHEET Nº 74	260, 350.
VA CLASS COVERED GOODS SHEET Nº 74	290, 353, 371, (271 - 381 STORED)
VB CLASS COVERED GOODS SHEET Nº 76	6, 15, 44, 79.
VC CLASS COVERED GOODS SHEET Nº 77	TOTAL OF 79 VANS (Nºs 1127 TO 1133) (1135 TO 1206 INCLUSIVE)
VD CLASS COVERED GOODS SHEET Nº 78	TOTAL OF 50 VANS (Nºs 1348 TO 1397 INCLUSIVE)
VS CLASS COVERED GOODS SHEET Nº 80	195, 196, 198. (Nºs 194 426 733 U'FRAME ONLY) 199

VS CLASS COVERED GOODS SHEET Nº 81	735, 737, 738, (131
VS CLASS COVERED GOODS SHEET Nº 82	734
L CLASS LOUVRE WAGON SHEET Nº 83	248, 366, 368. (Nº
LA CLASS LOUVRE WAGON SHEET Nº 84	253
LB CLASS LOUVRE WAGON SHEET Nº 85	TOTAL OF 10 VANS
LC CLASS LOUVRE WAGON SHEET Nº 86	TOTAL OF 50 VAN
LD CLASS LOUVRE WAGON SHEET Nº 86a	TOTAL OF 25 VA
G CLASS OPEN GOODS SHEET Nº 87	99, 241, 244, 247, 254 281, 282, 285, 286, 28 362, 363, 364, 367, 36
GA CLASS OPEN GOODS SHEET Nº 88	826, 832, 838, 850,
GA CLASS OPEN GOODS SHEET Nº 89	824, 833, 843, 859, 8
GB CLASS OPEN GOODS SHEET Nº 90	269 WAGONS AS A

		VS CLASS COVERED GOODS SHEET N° 81	735. 737, 738, (131 USED AS A TOOL SHED)
	243, (246) 270, 276, 287, 337, 338, 348, 354, 360, 365, 375, 379, 380 N° 246 RE-CLASSIFIED TO X246	VS CLASS COVERED GOODS SHEET N°82	734
L		L CLASS LOUVRE WAGON SHEET N° 83	248, 366, 368. (N° 383 DAMAGED IN DERAILMENT – STORED)
	260, 350.	LA CLASS LOUVRE WAGON SHEET N° 84	253
	290, 353, 371, (271 – 381 STORED)	LB CLASS LOUVRE WAGON SHEET N° 85	TOTAL OF 10 VANS (1207 TO 1216 INCLUSIVE.)
	6. 15. 44, 79.	LC CLASS LOUVRE WAGON SHEET N° 86	TOTAL OF 50 VANS (1398 TO 1422 — 1455 – 1479 INCLUSIVE.)
	TOTAL OF 79 VANS (N°S 1127 TO 1133) (1135 TO 1206 INCLUSIVE)	LD CLASS LOUVRE WAGON SHEET N° 86a	TOTAL OF 25 VANS (1503 TO 1527 INCLUSIVE)
	TOTAL OF 50 VANS (N°S 1348 TO 1397 INCLUSIVE)		
		G CLASS OPEN GOODS SHEET N° 87	99, 241, 244, 247, 254, 256. 261, 263, 265, 268, 269, 273, 277, 278, 281, 282, 285, 286, 288, 336, 339, 340. 341, 343, 345, 347, 356, 359, 362, 363, 364, 367, 369, 373, 378, 382, 384.
		GA CLASS OPEN GOODS SHEET N°88	826. 832, 838, 850, 851, 869.
		GA CLASS OPEN GOODS SHEET N° 89	824, 833, 843, 859, 862. (857 DAMAGED AND STORED)
	195, 196, 198. (N°S 194 426 733 U'FRAME ONLY) 199	GB CLASS OPEN GOODS SHEET N° 90	269 WAGONS AS AT 30-6-59

RGB CLASS FLAT WAGON SHEET Nº 90a	70 WAGON AS AT 30-6-59		RG CLASS FLAT CAR SHEET Nº 99.	45 VEHICLES (1592 T
GC CLASS MOTOR BODY WAGON SHEET Nº 91	TOTAL OF 24 WAGON (1327-1338) (1423-1428) (1528-1533)			
GS CLASS OPEN GOODS SHEET Nº 92	101, 103, 108, 114, 117, 119, 124, 127, 128, 130, 134, 149, 163, 179, 183, 187, 388, 395, 404, 408, 437, 442, 446, 453, 454, 459, 472, 473, 477, 483,			
R CLASS FLAT TOP WAGON SHEET Nº 93	1 TO 5, 7, 9 TO 14, 16 TO 19, 21, 22 TO 26, 29, 30, 32 TO 35, 37, 38, 40 TO 42, 45, 46, 48-55, 56, 58, 59, 61, 63, 64, 65, 68-73, 75, 77, 78, 80-83, 85-93, 85-93, 94-98, 281, 497, 252, 259, 486, 503.		CB CLASS CATTLE WAGON SHEET Nº 100	291, 292, 293, 294, 2 305, 266, 772.
R CLASS FLAT TOP WAGON SHEET Nº 94	255, 257		CB CLASS CATTLE WAGON SHEET Nº 101	242, 274, 361, 385, 4 754, 755, 756, 758, 75 771, 773, 774, 775, 776, 791, 792, 793, 748.
RA CLASS FLAT TOP WAGON SHEET Nº 95	631, 632, 633, 635, 636, 637, 639, 642, 644, 645-651, 653, 654, 655-657, 660, 670.		CD CLASS CATTLE WAGON SHEET Nº 101a	24 Nº 1189, 1190, 1192, 1216, 1220, 1222 1244. (1582 TO 158
RB CLASS FLAT TOP WAGON SHEET Nº 96	826, 829, 830, 831, 834, 837, 839, 845, 849, 853, 863, 866, 872, 873, 875, 876, 878.			
RC CLASS FLAT TOP WAGON SHEET Nº 96	842, 844, 847, 848, 852, 855, 879. RB TYPE WAGON WITH ARCH BAR BOGIES.		CBC CLASS CATTLE WAGON SHEET Nº 103	293.
RD CLASS FLAT TOP WAGON SHEET Nº 96	825, 827, 835, 836, 840, 841, 846, 854, 858, 860, 861, 864, 865, 867, 868, 870, 874, 877, 880, 881. RB TYPE WAGON WITH WOODEN RAILING SIDE			
RE CLASS FLAT TOP WAGON SHEET Nº 96	871. (FRAME WORK FOR CARRYING MOTOR BOGIES)			
S CLASS SHEEP WAGON SHEET Nº 97	245, 250, 270, 289, 306, 307, (309-335, 358, 370, 376,			
SB CLASS SHEEP WAGON SHEET Nº 97a	10 WAGONS (1493-1502) (INCLUSIVE)		F CLASS REFRIGERATED WAGON SHEET Nº 104	884.
RF CLASS 70 TON FLAT WAGON SHEET Nº 98	1347			

70 WAGON AS AT 30-6-59	
TOTAL OF 24 WAGON (1327 - 1338) (1423 - 1428) (1528 - 1533)	
101, 103, 108, 114, 117, 119, 124, 127, 128, 130, 134, 149, 163, 179, 183, 187, 388, 395, 404, 408, 437, 442, 446, 453, 454, 459, 472, 473, 477, 483,	
1 TO 5, 7, 9 TO 14, 16 TO 19, 21, 22 TO 26, 29, 30, 32 TO 35, 37, 38, 40 TO 42, 45, 46, 48 - 55, 56, 58.59, 61, 63, 64, 65, 68 - 73, 75, 77, 78, 80 - 83, 85 - 93, 85 - 93, 94 - 98, 281, 497, 252, 259, 486, 503.	
255, 257	
631, 632, 633, 635, 636, 637, 639, 642, 644. 645 - 651, 653, 654, 655 - 657, 660, 670.	
826, 829, 830, 831, 834, 837, 839, 845, 849, 853, 863, 866, 872, 873, 875, 876, 878.	
842, 844, 847, 848, 852, 855, 879. RB TYPE WAGON WITH ARCH BAR BOGIES.	
825, 827, 835, 836, 840, 841, 846, 854, 858, 860, 861, 864, 865, 867, 868, 870, 874, 877, 880, 881. RB TYPE WAGON WITH WOODEN RAILING SIDE	
871. (FRAME WORK FOR CARRYING MOTOR BOGIES)	
245, 250, 270, 289, 306, 307, (309 - 335, 358, 370, 376,	
10 WAGONS (1493 - 1502) (INCLUSIVE)	
1347	

RG CLASS FLAT CAR SHEET N° 99.	45 VEHICLES (1592 TO 1636 INCLUSIVE)
CB CLASS CATTLE WAGON SHEET N° 100	291, 292, 293, 294, 295, 296, 297, 298, 299, 300, 301, 302, 303, 304, 305, 266, 772.
CB CLASS CATTLE WAGON SHEET N° 101	242, 274, 361, 385, 499, 739, 740, 742, 743, 744, 745, 749, 750, 753, 754, 755, 756, 758, 759, 760, 761, 762, 763, 764, 765, 766, 767, 769, 770, 771, 773, 774, 775, 776, 777, 778, 779, 781, 782, 784, 785, 786, 787, 788, 789, 790, 791, 792, 793, 748.
CD CLASS CATTLE WAGON SHEET N° 101a	24 N° 1189, 1190, 1192, 1194, 1197, 1200, 1204, 1205, 1208, 1210, 1211, 1215, 1216, 1220, 1222, 1224, 1225, 1228, 1230, 1231, 1234, 1240, 1243, 1244. (1582 TO 1587 INCLUSIVE) (1588 TO 1591 INCLUSIVE) } NCD No
CBC CLASS CATTLE WAGON SHEET N° 103	293.
F CLASS REFRIGERATED WAGON SHEET N° 104	884.

TOA CLASS PETROL TANK WAGON SHEET Nº 105	8, 20, 27, 36, 39, 60, 74, 28, 66.
BS CLASS HOPPER WAGON SHEET Nº 110	102, 104, 111, 115, 118, 122, 125, 132, 136, 139, 143, 146, 151, 152, 154, 156, 158, 172, 174, 185, 186, 189, 190, 202, 386, 390, 392, 393, 398, 399, 400, 402, 411, 413, 415, 416, 417, 427, 434, 443, 444, 445, 447, 451, 464, 471, 474.
BAS CLASS HOPPER WAGON SHEET Nº 111	506 – 513, 515 – 523, 525 – 541, 543, 545, 546, 548 – 564, 567 – 581, 583, 597, 599 600, 602 – 617, 620 – 628.
B CLASS BALLAST WAGON SHEET Nº 108	TOTAL OF 36 WAGONS (1431 - 1454,) (1480 - 1491.)
BA CLASS BALLAST WAGON SHEET Nº 109	TOTAL OF 12. (1536 - 1547)
TD CLASS WATER TANK WAGON SHEET Nº 112	252, 262, 344, 377, 496, 505.

TE CLASS WATER TANK WAGON SHEET Nº 113	249, 283, 488, 492,
TF CLASS WATER TANK WAGON SHEET Nº 114	794, 796, 798, 799, 80 807, 795, 808.
TG CLASS WATER TANK WAGON SHEET Nº 115	487, 489, 490, 493, 4
TSB CLASS WATER TANK WAGON SHEET Nº 116	672, 676, 679, 683, 68 710, 713, 719, 723, 72
TOD CLASS 11 000 GLL TANK WAGON SHEET Nº 117	1341, 1342, 1343, 1344
TOD CLASS 11 000 GLL TANK WAGON SHEET Nº 117 a	1429, 1430, (C.O.R)
TOC CLASS DISTILLATE & PETROL SHEET Nº 118	TOTAL OF 10 WAGO (1217 TO 1224, 1226
TOB CLASS DIESEL FUEL WAGON SHEET Nº 119	797, 812.
TOS CLASS POWER HOUSE WAGON	673.
TJ CLASS TANK WAGON SHEET Nº 119 a	1346.
TK CLASS WATER TANK WAGON SHEET Nº 119 b	TOTAL OF 10 WAGON

N	8. 20, 27, 36, 39, 60, 74, 28, 66.
	102, 104, 111, 115, 118, 122, 125, 132, 136, 139, 143, 146, 151, 152, 154, 156, 158, 172, 174, 185. 186, 189, 190, 202, 386. 390. 392. 393. 398. 399, 400, 402, 411, 413. 415, 416, 417, 427, 434, 443, 444, 445, 447, 451, 464, 471, 474.
	506 – 513, 515 – 523, 525 – 541, 543, 545, 546, 548 – 564, 567 – 581, 583, 597, 599 600, 602 – 617, 620 – 628.
	TOTAL OF 36 WAGONS (1431 – 1454,) (1480 – 1491.)
	TOTAL OF 12. (1536 – 1547)
N	252, 262, 344, 377, 496, 505.

TE CLASS WATER TANK WAGON SHEET N° 113	249, 283, 488, 492, 502.
TF CLASS WATER TANK WAGON SHEET N° 114	794, 796, 798, 799, 800, 802, 803, 805, 806, 801, 804, 809, 810, 811, 813, 807, 795, 808.
TG CLASS WATER TANK WAGON SHEET N° 115	487, 489, 490, 493, 494, 495, 498, 500, 501, 504.
TSB CLASS WATER TANK WAGON SHEET N° 116	672, 676, 679, 683, 688, 690, 691, 695, 698, 699, 704, 706, 707, 709, 710, 713, 719, 723, 727, 715.
TOD CLASS 11 000 GLL TANK WAGON SHEET N° 117	1341, 1342, 1343, 1344, 1345. (SHELL Co)
TOD CLASS 11 000 GLL TANK WAGON SHEET N° 117 a	1429, 1430, (C.O.R)
TOC CLASS DISTILLATE & PETROL SHEET N° 118	TOTAL OF 10 WAGONS (1217 TO 1226 INCLUSIVE) (1217 TO 1224, 1226 DISTILLATE) (1225 PETROL)
TOB CLASS DIESEL FUEL WAGON SHEET N° 119	797, 812.
TOS CLASS POWER HOUSE WAGON	673.
TJ CLASS TANK WAGON SHEET N° 119 a	1346.
TK CLASS WATER TANK WAGON SHEET N° 119 b	TOTAL OF 10 WAGONS. (1548 TO 1557 INCLUSIVE)

VP CLASS STORES VAN SHEET Nº 120	351, 352
VPA CLASS STORES VAN SHEET Nº 121	1339, 1340
SA CLASS BUTCHERS VAN SHEET Nº 122	258, 308
FA CLASS REFCT BUTCHER VAN SHEET Nº 123	640, 658
E CLASS EMPLOYEES VAN SHEET Nº 125	31.
E CLASS EMPLOYEES VAN SHEET Nº 126	641.
E CLASS EMPLOYEES VAN SHEET Nº 127	355. (DESTROYED BY FIRE)
EA CLASS EMPLOYEES VAN SHEET Nº 128	372.
ES CLASS EMPLOYEES VAN SHEET Nº 129	206, 671, 702.
EDS CLASS EMPLOYEES VAN SHEET Nº 130	5.
ED CLASS EMPLOYEES VAN SHEET Nº 130a	22.

~~EG CLASS EMPLOYEES VAN SHEET Nº 130b~~	~~1492.~~
KE CLASS MOBILE KITCHEN SHEET Nº 131	783
X CLASS BREAKDOWN VAN SHEET Nº 132	342. TEMPORARY BR
XS CLASS BREAKDOWN VAN SHEET Nº 133	731, 732.
XSA CLASS BREAKDOWN VAN SHEET Nº 134	2.
BPS CLASS BALLAST PLOUGH SHEET Nº 135	192, 204, 205, 208,
BP CLASS BALLAST PLOUGH SHEET Nº 135a	1534, 1535.
EB CLASS EMPLOYEES VAN SHEET Nº 136	45.
O CLASS HOSPITAL CAR SHEET Nº 137	48.
SPREADER DITCHER SHEET Nº 138	

351, 352.		~~EC CLASS EMPLOYEES VAN SHEET Nº 130b~~	~~1492.~~
1339, 1340			
258, 308			
640, 658			
		KE CLASS MOBILE KITCHEN SHEET Nº 131	783
		X CLASS BREAKDOWN VAN SHEET Nº 132	342. TEMPORARY BRAKE VAN RECLASSIFIED 'TH'
31.		XS CLASS BREAKDOWN VAN SHEET Nº 133	731, 732.
641.		XSA CLASS BREAKDOWN VAN SHEET Nº 134	2.
355. (DESTROYED BY FIRE)		BPS CLASS BALLAST PLOUGH SHEET Nº 135	192, 204, 205, 208, 209, 210.
372.		BP CLASS BALLAST PLOUGH SHEET Nº 135a	1534, 1535.
206, 671, 702.		EB CLASS EMPLOYEES VAN SHEET Nº 136	45.
5.		O CLASS HOSPITAL CAR SHEET Nº 137	48.
22.		SPREADER DITCHER SHEET Nº 138	

MATISA BALLAST MACHINE SHEET Nº 139				
OW CLASS WELFARE CAR SHEET Nº 140	5			
FORD V8 MOTOR INSPECTION CAR SHEET Nº 141	5			
ICE COOLER CONTAINER SHEET Nº 145	NOS 1 TO 25 INCLUSIVE.			
MECHANICALLY REF. CONTAINER SHEET Nº 146	NOS 101 TO 108 INCLUSIVE.			